



US00D443864S

(12) **United States Design Patent**
Obata

(10) **Patent No.:** **US D443,864 S**

(45) **Date of Patent:** **** Jun. 19, 2001**

(54) **MONITOR TELEVISION RECEIVER WITH AN EARPHONE**

(75) Inventor: **Shinichi Obata**, Tokyo (JP)

(73) Assignee: **Sony Corporation**, Tokyo (JP)

(**) Term: **14 Years**

(21) Appl. No.: **29/119,081**

(22) Filed: **Feb. 23, 2000**

(30) **Foreign Application Priority Data**

Aug. 23, 1999 (JP) 11-22542

(51) **LOC (7) Cl.** **14-03**

(52) **U.S. Cl.** **D14/126; D16/309; D16/300; D14/372**

(58) **Field of Search** D14/125-129, D14/372; D16/300, 309, 312-315; D21/324; 273/148 B; 348/7-9, 905, 53, 115, 121, 838; 359/407, 431, 780, 630; 351/41, 44, 158, 258; 2/428, 447, 448

(56) **References Cited**

U.S. PATENT DOCUMENTS

D. 417,447	*	12/1999	Hirose et al.	D16/309
D. 431,257	*	9/2000	Yang	D16/313
D. 433,411	*	11/2000	Kawashima	D14/372
4,856,086	*	8/1989	McCullough	455/344
5,106,179	*	4/1992	Kamaya et al.	351/44
5,162,828	*	11/1992	Furness et al.	351/158
5,224,772	*	7/1993	Fustos	2/428
5,276,471	*	1/1994	Yamauchi et al.	351/158
5,371,556	*	12/1994	Suwa	351/158

FOREIGN PATENT DOCUMENTS

916693	1/1995	(JP) .
941316	12/1995	(JP) .
1002672	2/1998	(JP) .
1023704	10/1998	(JP) .
1042056	6/1999	(JP) .
1042879	7/1999	(JP) .
1046661	8/1999	(JP) .

OTHER PUBLICATIONS

Accessories Catalog, P 29, "A", 1975.*
 Catalog "Reality Now Comes With The Change To Change Channels", p. 2, Virtual Vision, Inc., Jul. 1993.
 Catalog "Reality Now Comes With The Change To Change Channels", p. 1, Virtual Vision, Inc., Dec. 1993.
 "High Vi", p. 150, Stereo Sound, Feb. 1995.
 "High Vi", pp. 55, Stereo Sound, Sep. 1995.
 Catalog "Denki ten", p. 14, Denpa Shimbun-sha, Dec. 1995.
 Catalog "Color Television 96 Summer", p. 12, Sanyo Electric Co., Jun. 1996.
 Car and Driver, vol. 21, No. 12, p. 171, Diamond Co., Jun. 1998.
 "FMD011F EYE TREK," Denpa Shimbun, p. 1, Apr. 15, 1998.

* cited by examiner

Primary Examiner—Raphael Barkai

(74) *Attorney, Agent, or Firm*—Rader, Fishman & Grauer

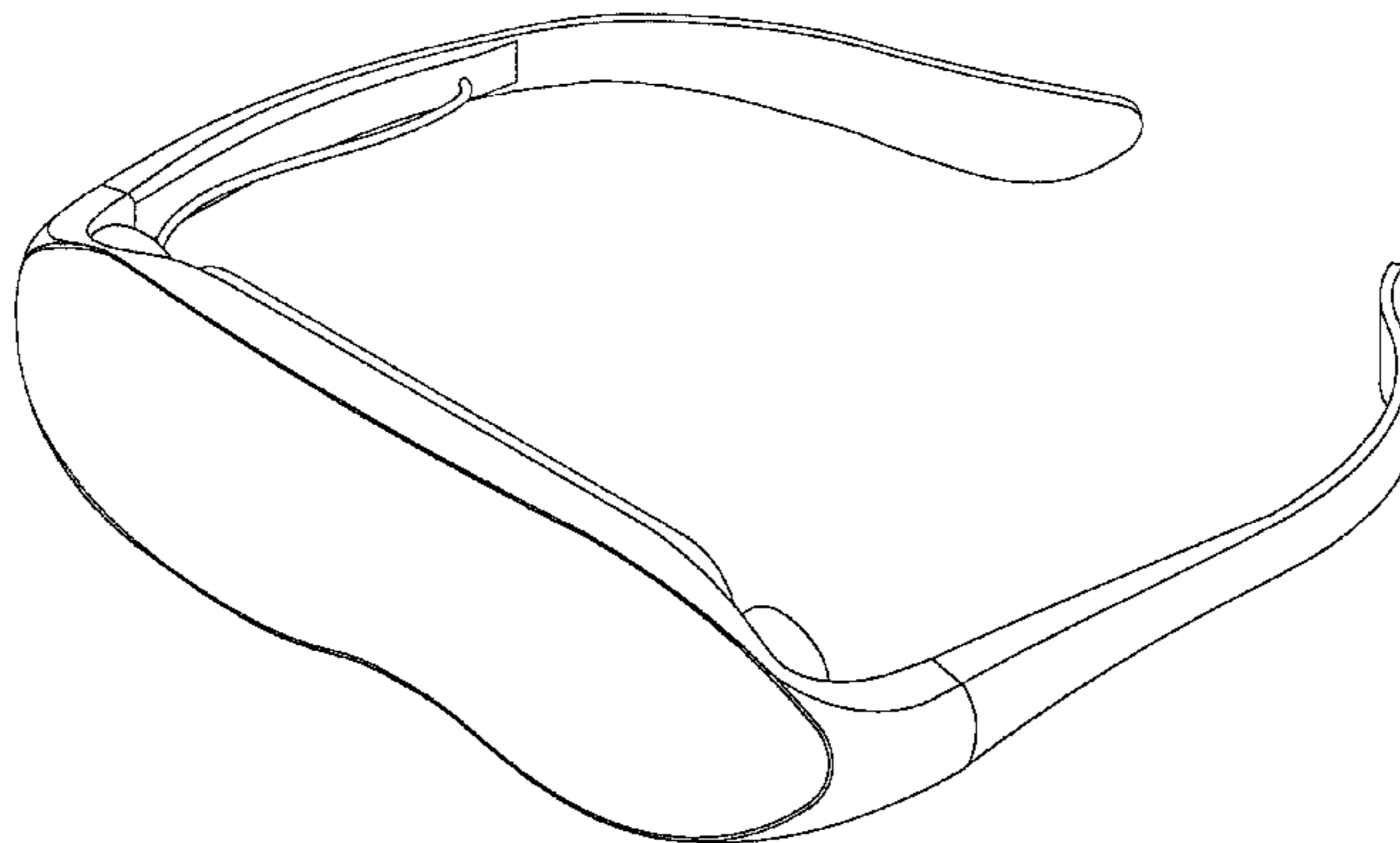
(57) **CLAIM**

The ornamental design for a monitor television receiver with an earphone, as shown and described.

DESCRIPTION

FIG. 1 is a perspective view of a monitor television receiver with an earphone showing my design;
 FIG. 2 is a top plan view thereof;
 FIG. 3 is a bottom plan view thereof;
 FIG. 4 is a left side elevational view thereof;
 FIG. 5 is a right side elevational view thereof;
 FIG. 6 is a front elevational view thereof; and
 FIG. 7 is a rear elevational view thereof.
 FIG. 8 is a reference rear view thereof, wherein the frame is in folded condition; and,
 FIG. 9 is a reference perspective view thereof, wherein in the earphones are in pulled condition.
 FIGS. 8 and 9 are for illustrative purpose only and form no part of claimed design.

1 Claim, 5 Drawing Sheets



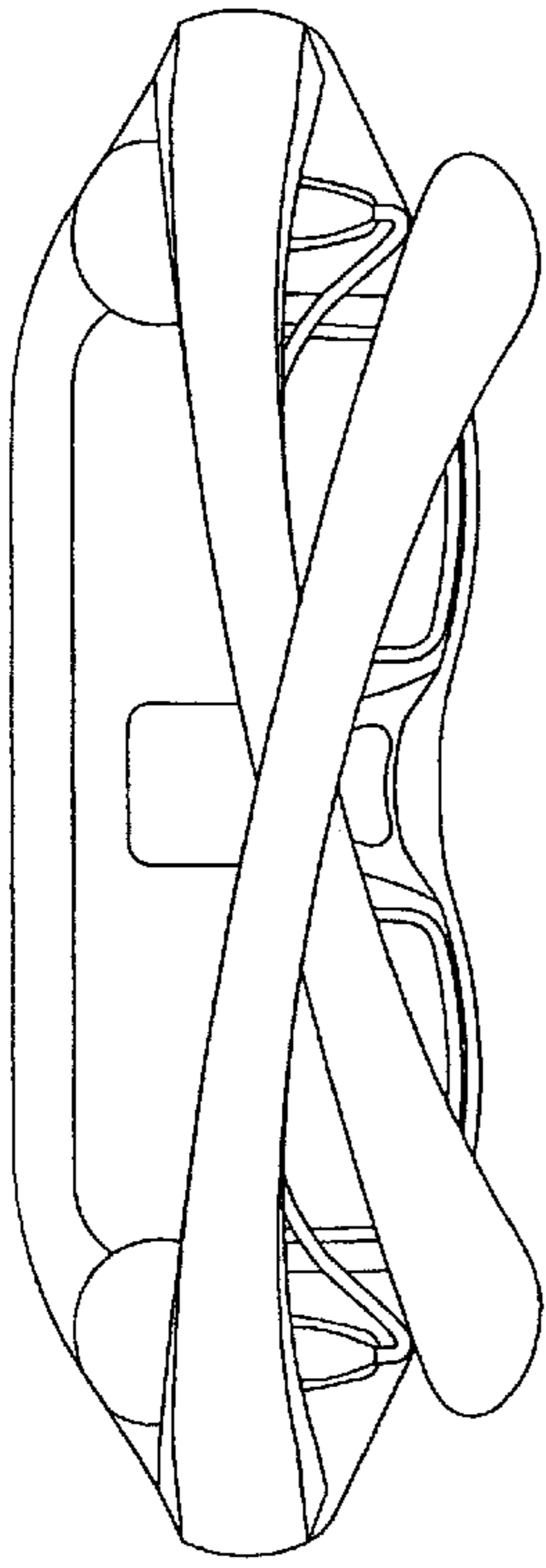


FIG. 8

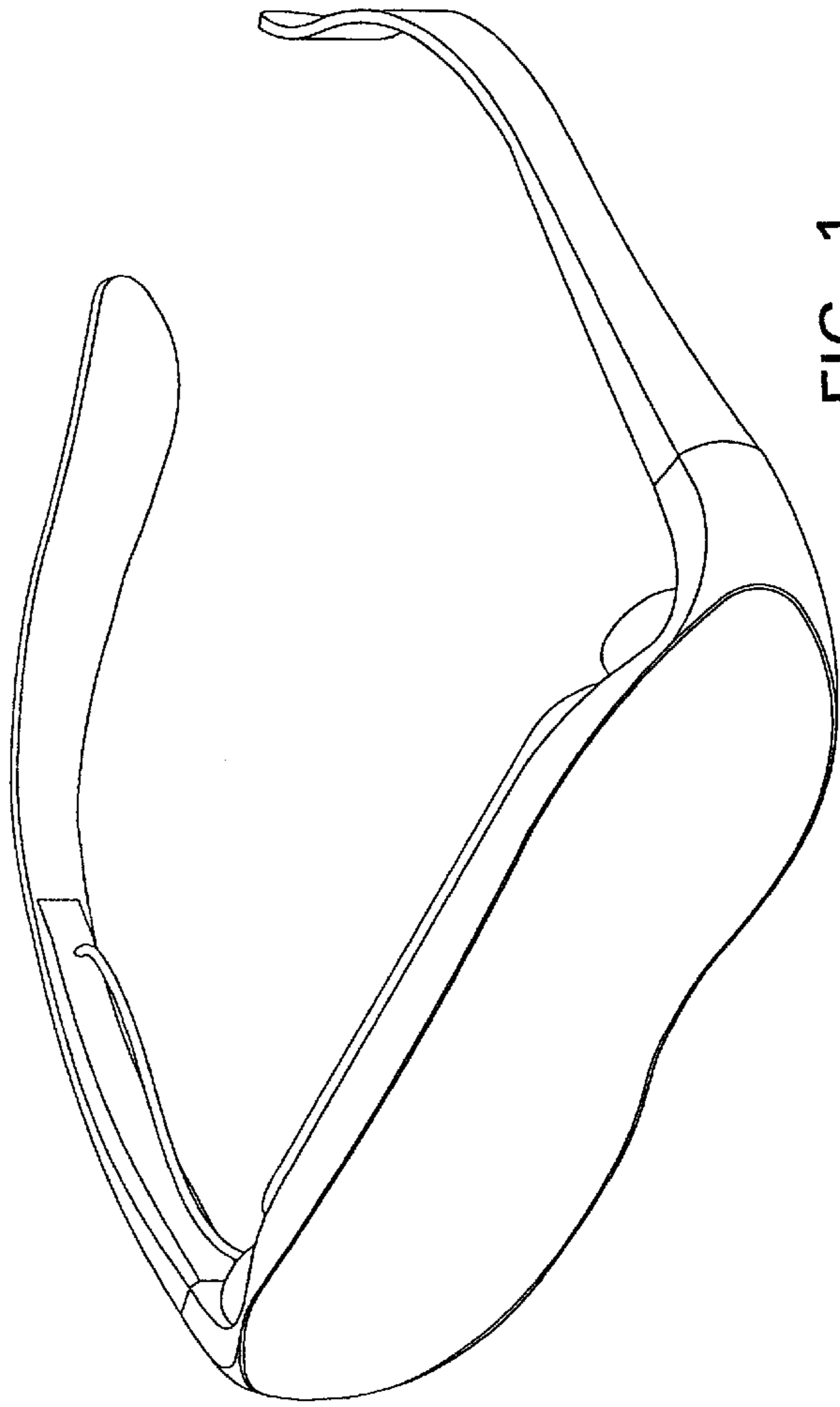


FIG. 1

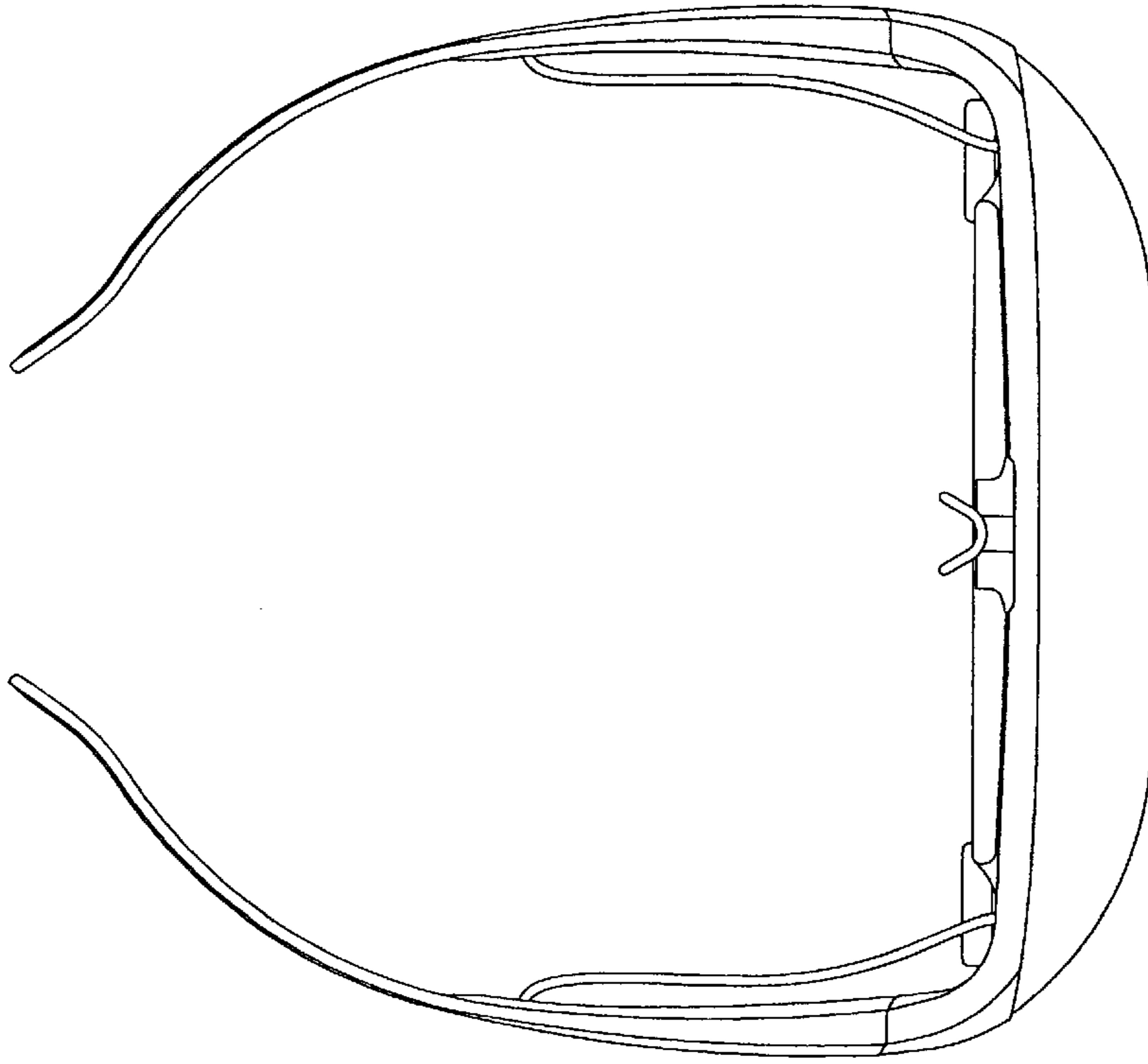


FIG. 3

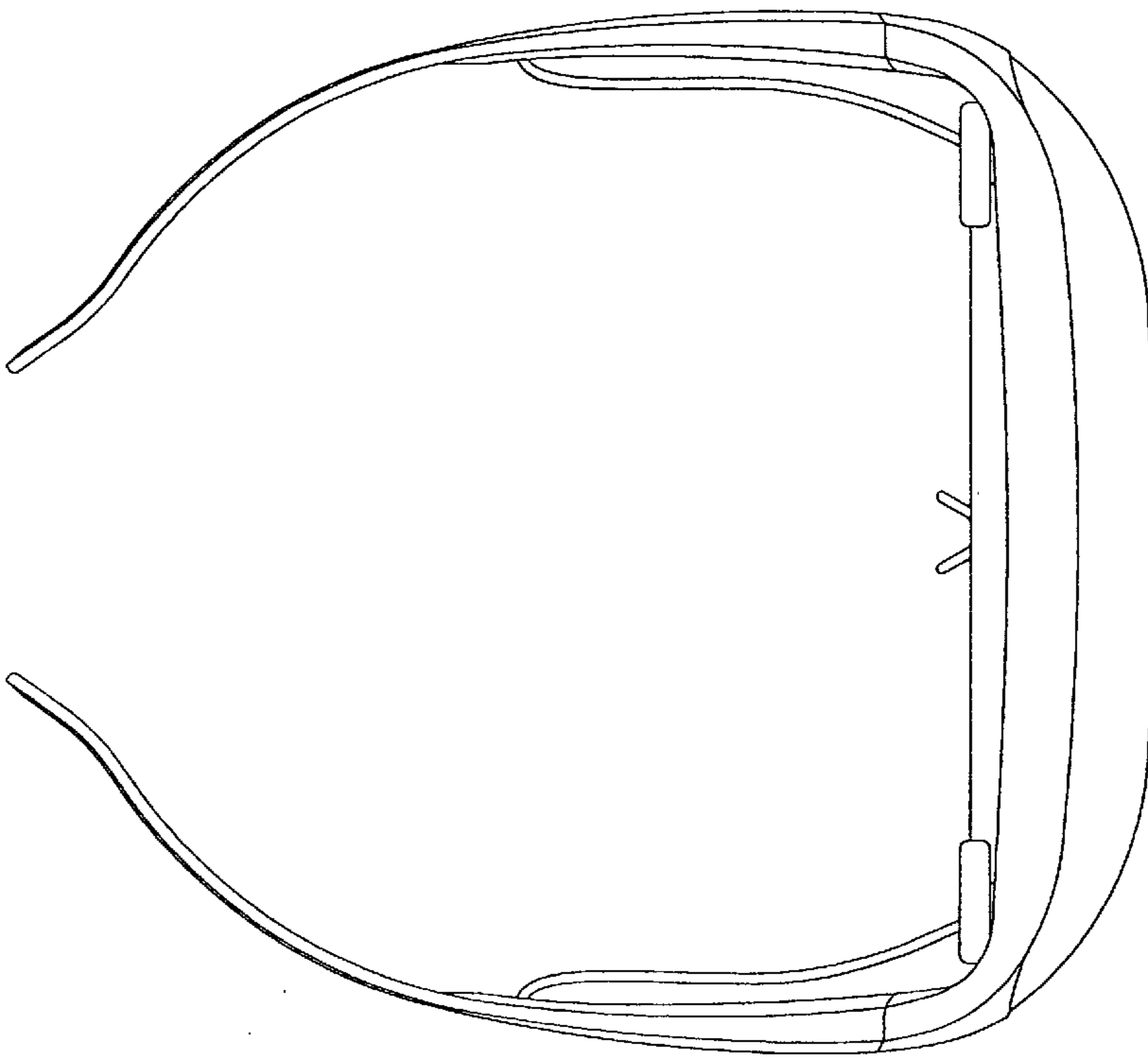


FIG. 2



FIG. 5



FIG. 4

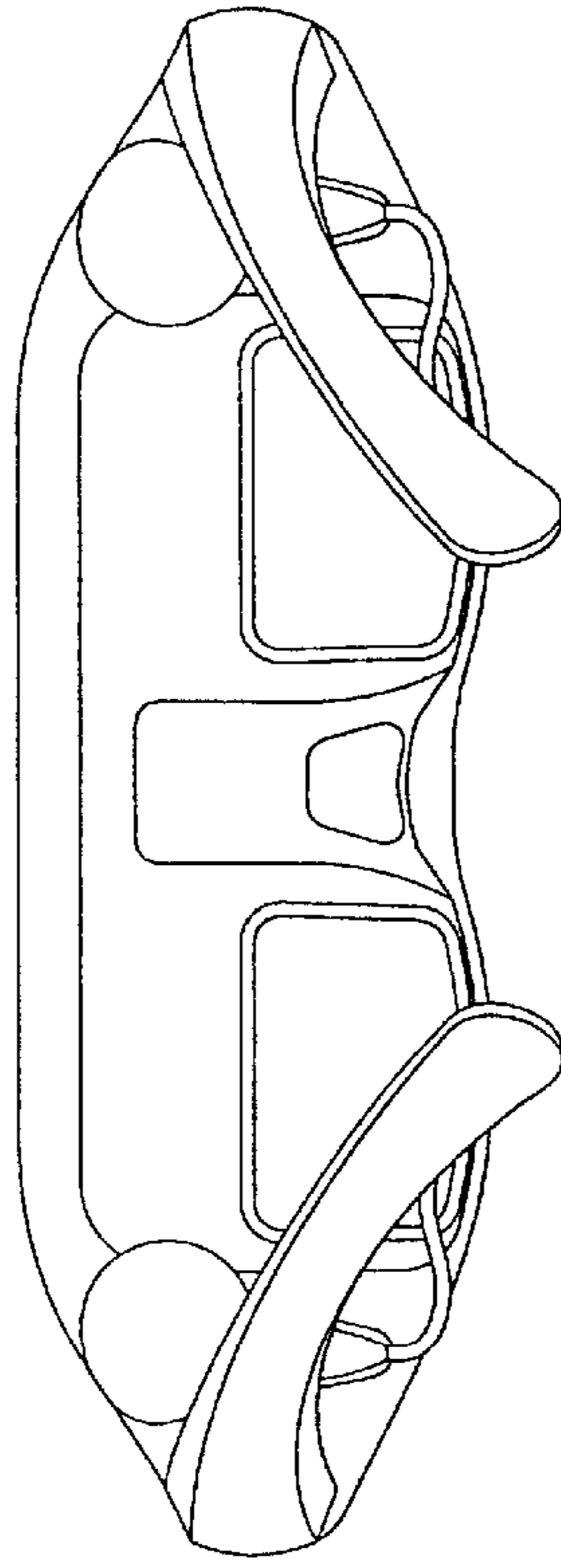


FIG. 7

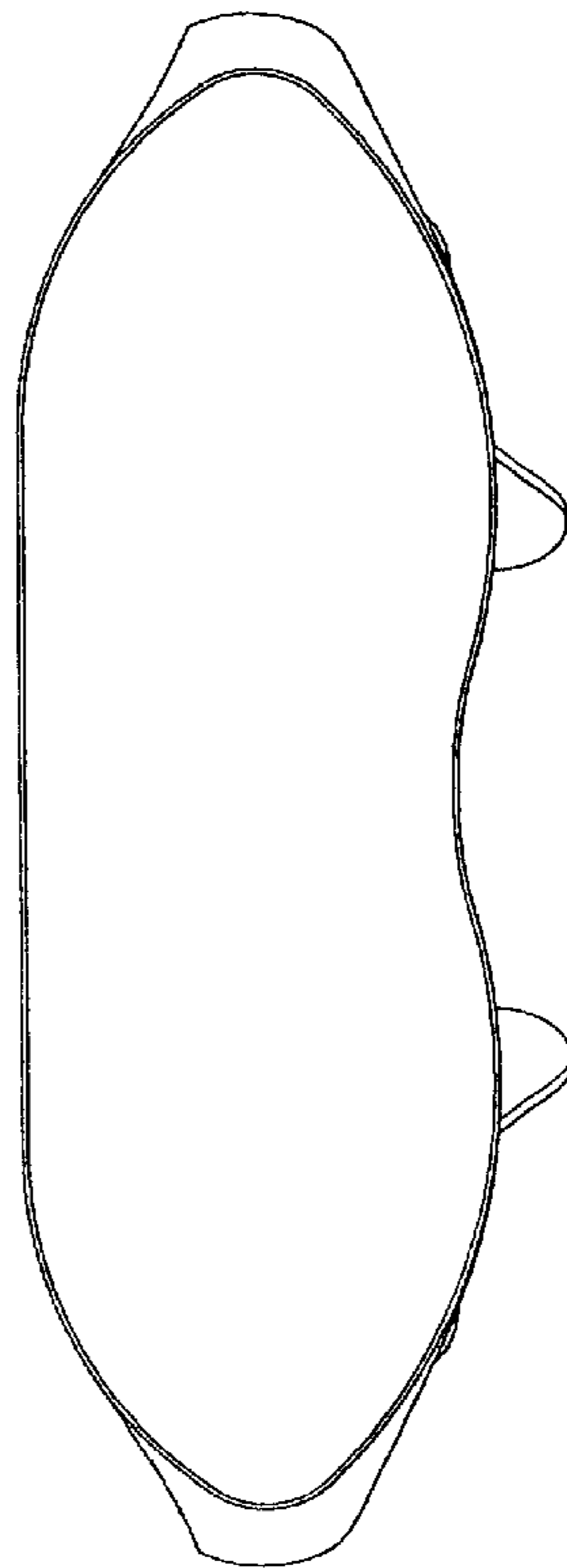


FIG. 6

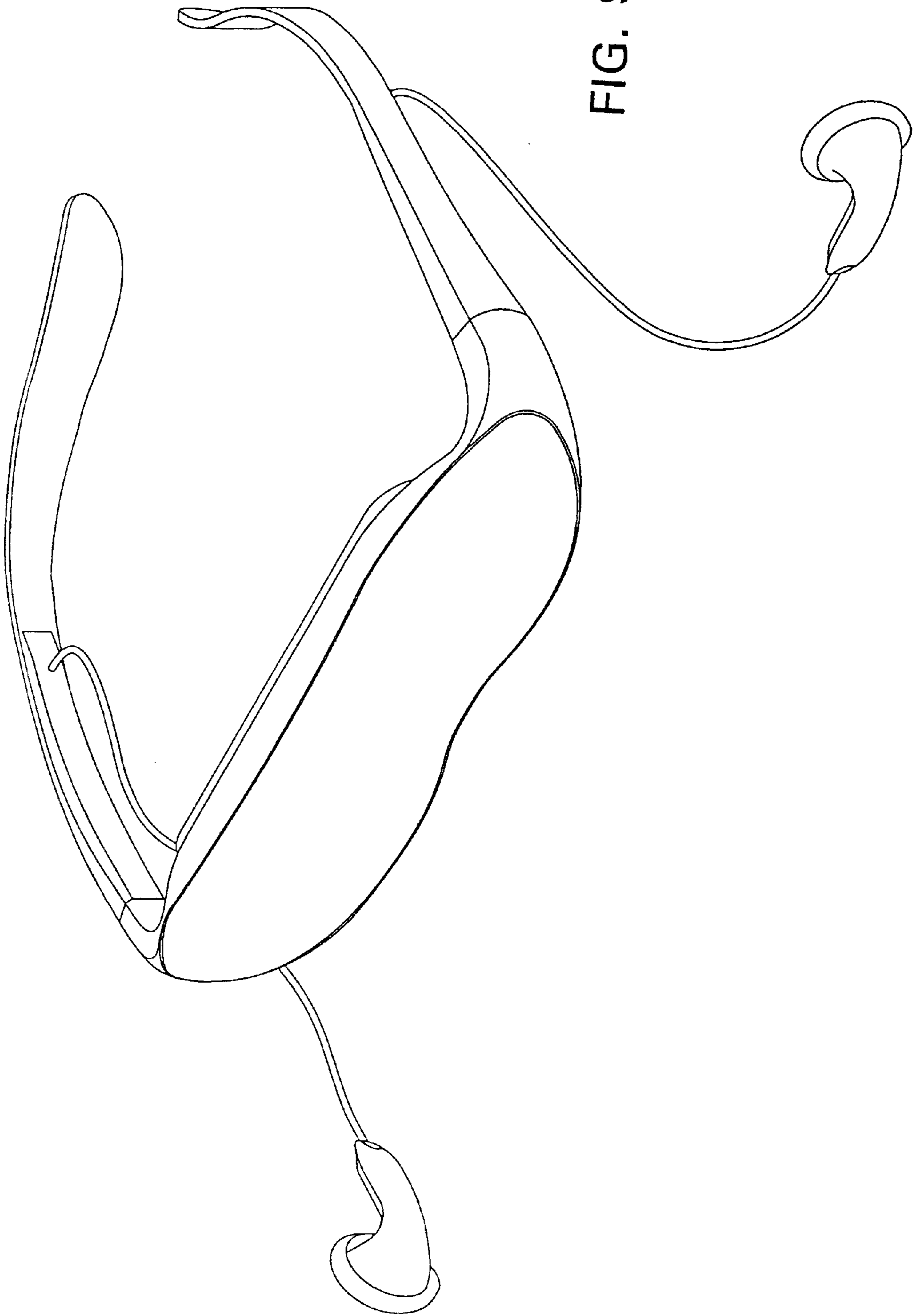


FIG. 9