



US00D443844S

(12) **United States Design Patent**
Versace

(10) **Patent No.:** **US D443,844 S**

(45) **Date of Patent:** **** Jun. 19, 2001**

(54) **WATCH BRACELET**

(75) Inventor: **Donatella Versace**, Milan (IT)

(73) Assignee: **Gianni Versace SpA**, Milan (IT)

(**) Term: **14 Years**

(21) Appl. No.: **29/112,830**

(22) Filed: **Oct. 25, 1999**

(30) **Foreign Application Priority Data**

Apr. 27, 1999 (XH) DMA/004 512

(51) **LOC (7) Cl.** **11-01**

(52) **U.S. Cl.** **D11/3**

(58) **Field of Search** D11/3-25, 93;
D10/32; 63/1.1-11

(56) **References Cited**

U.S. PATENT DOCUMENTS

D. 368,046 * 3/1996 Fujisawa D11/3

D. 380,168 * 6/1997 Droz D11/3

D. 383,083 * 9/1997 Ludvig D11/21

D. 416,815 * 11/1999 Hartzband D10/32

D. 417,411 * 12/1999 Cattin D11/3

* cited by examiner

Primary Examiner—Louis S. Zarfaz

Assistant Examiner—Catherine R. Oliver

(74) *Attorney, Agent, or Firm*—Eric Bleich

(57) **CLAIM**

The ornamental design for the watch bracelet, as shown and described.

DESCRIPTION

FIG. 1 is a front perspective view of the new ornamental watch bracelet of the present invention.

FIG. 2 is a front elevation view thereof;

FIG. 3 is a rear elevation view thereof;

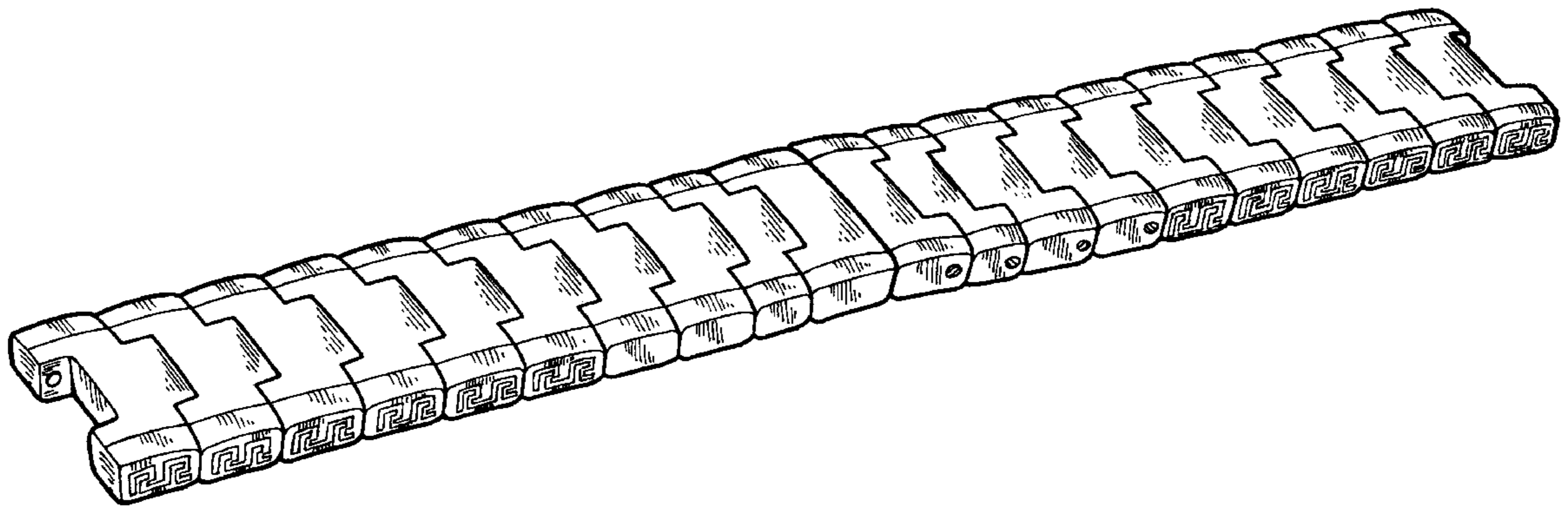
FIG. 4 is a right side view thereof.

FIG. 5 is a left side view thereof.

FIG. 6 is a top plan view thereof; and,

FIG. 7 is a bottom plan view thereof.

1 Claim, 2 Drawing Sheets



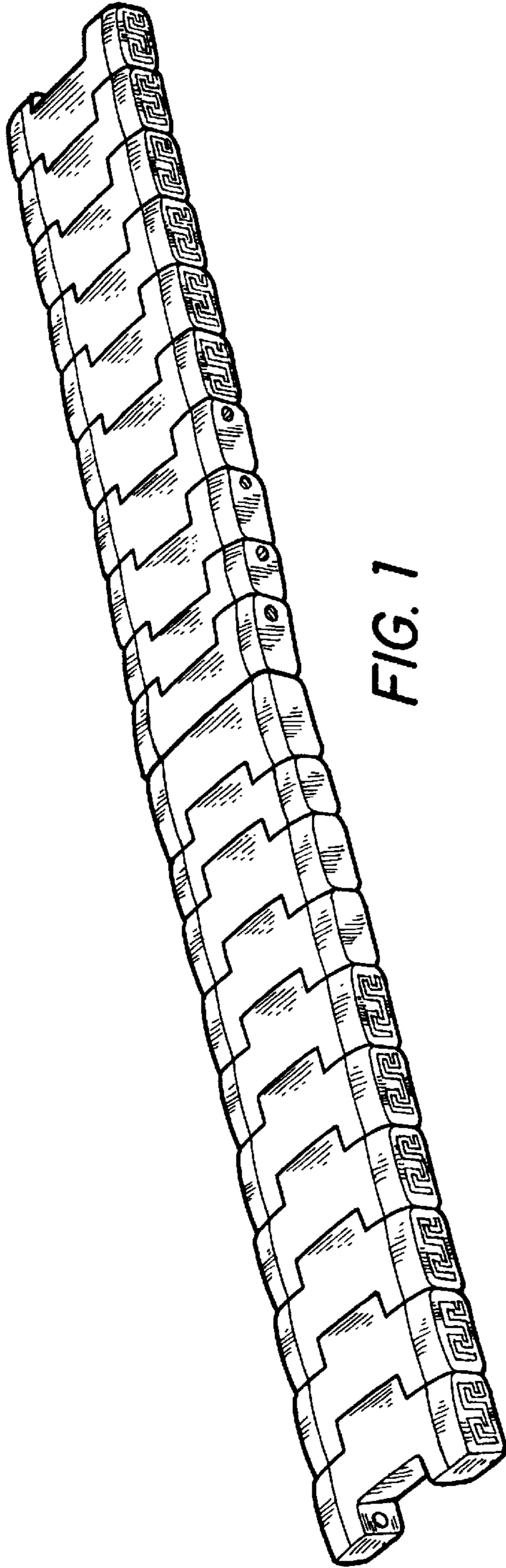


FIG. 1

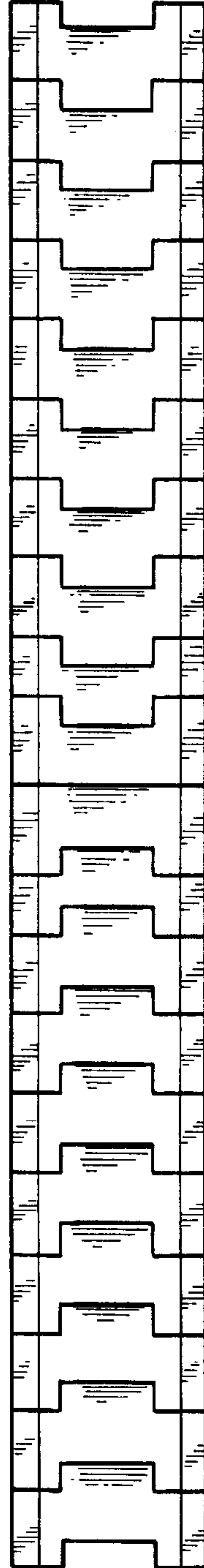


FIG. 2

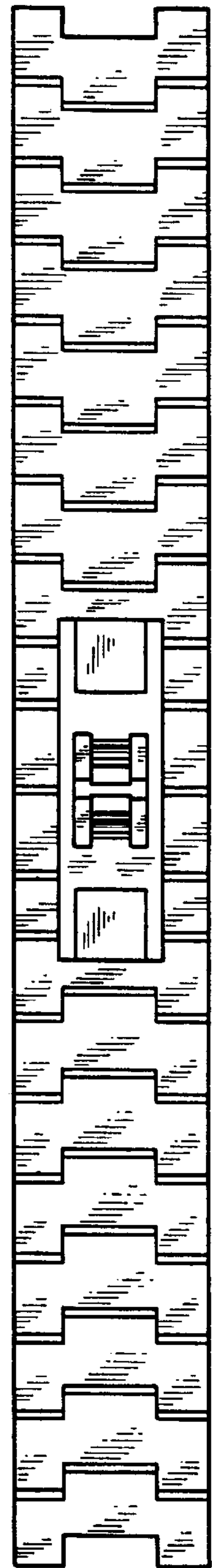


FIG. 3

FIG. 4

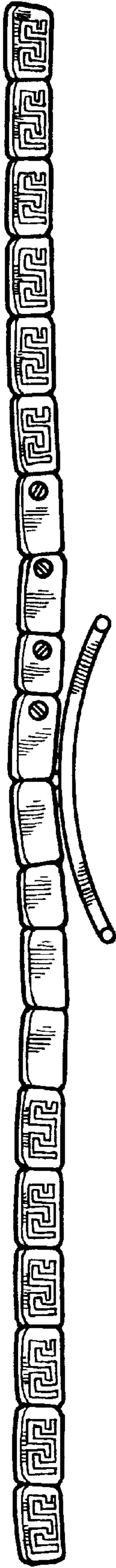


FIG. 5

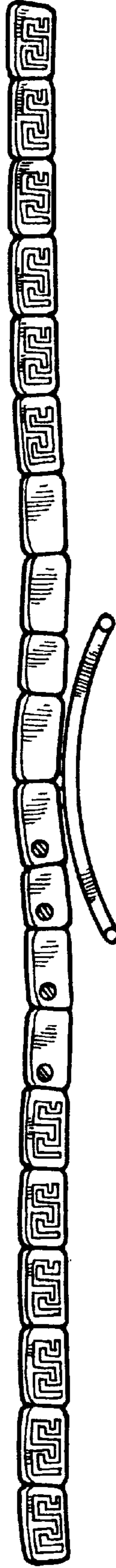


FIG. 6

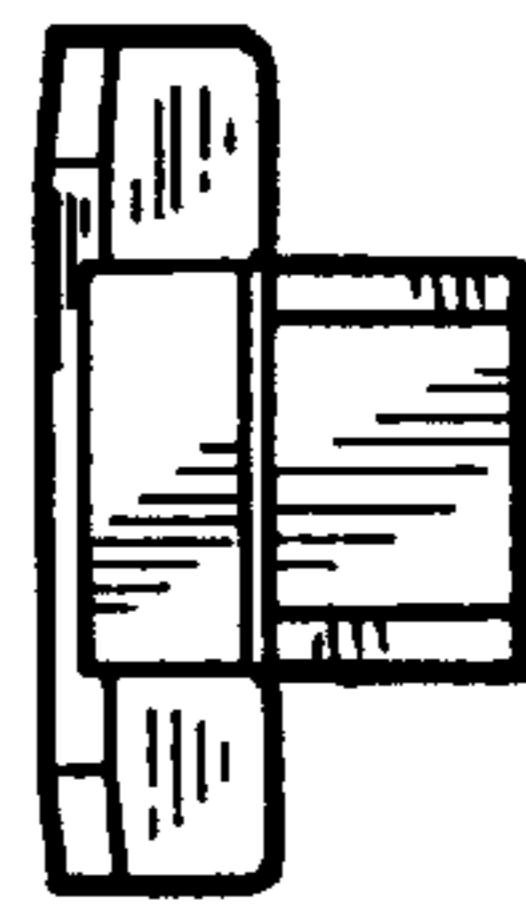


FIG. 7

