



US00D443840S

(12) **United States Design Patent**
Ruban

(10) **Patent No.:** **US D443,840 S**

(45) **Date of Patent:** **** Jun. 19, 2001**

(54) **SCHOOL BALANCE**

(75) Inventor: **James W. Ruban**, Honesdale, PA (US)

(73) Assignee: **Ohaus Corporation**, Florham Park, NJ (US)

(**) Term: **14 Years**

(21) Appl. No.: **29/126,792**

(22) Filed: **Jul. 24, 2000**

(51) **LOC (7) Cl.** **10-04**

(52) **U.S. Cl.** **D10/90**

(58) **Field of Search** D10/90; 177/190-195,
177/199, 200, 201, 225, 237-243, 246,
253, 255; 434/188-216

(56) **References Cited**

U.S. PATENT DOCUMENTS

D. 245,767	*	9/1977	Myers	D10/90
D. 379,315	*	5/1997	Woldenberg et al.	D10/90
3,527,311	*	9/1970	Chaus et al.	177/190
4,050,531	*	9/1977	Ashbrook	177/190

OTHER PUBLICATIONS

“Ohaus School Balances” data sheet, Ohaus Corporation, 1994.

* cited by examiner

Primary Examiner—Antoine Duval Davis

(74) *Attorney, Agent, or Firm*—Fish & Neave; Robert R. Jackson; Garry J. Tuma


(57) **CLAIM**

The ornamental design for a school balance, as shown and described.

DESCRIPTION

FIG. 1 is a front, top, perspective view of a school balance, showing my new design;
FIG. 2 is a front elevational view thereof;
FIG. 3 is a right side elevational view thereof, the left side being a mirror image;
FIG. 4 is a rear elevational view thereof;
FIG. 5 is a top plan view thereof; and,
FIG. 6 is a bottom plan view thereof.

1 Claim, 6 Drawing Sheets



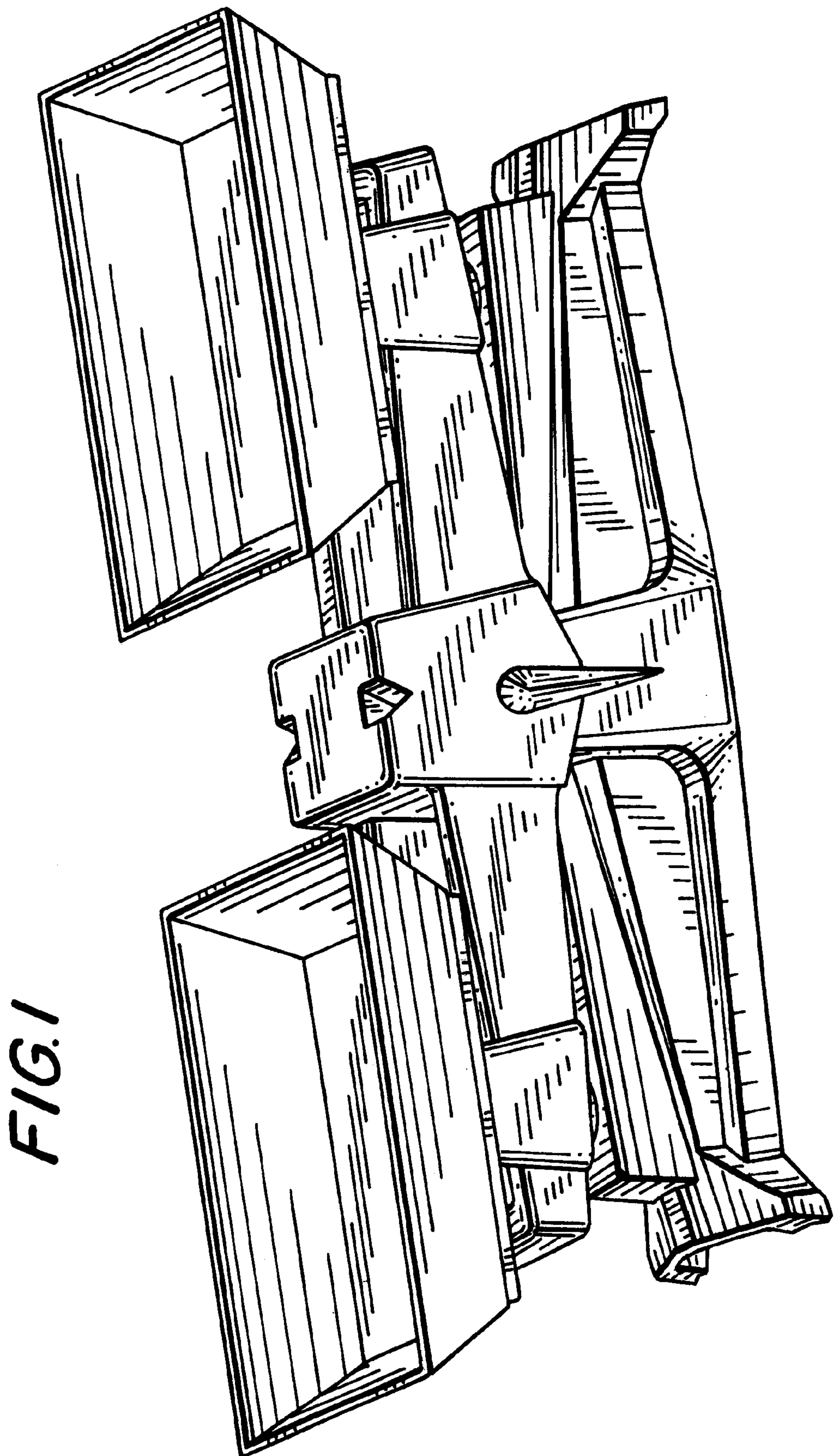


FIG. 2

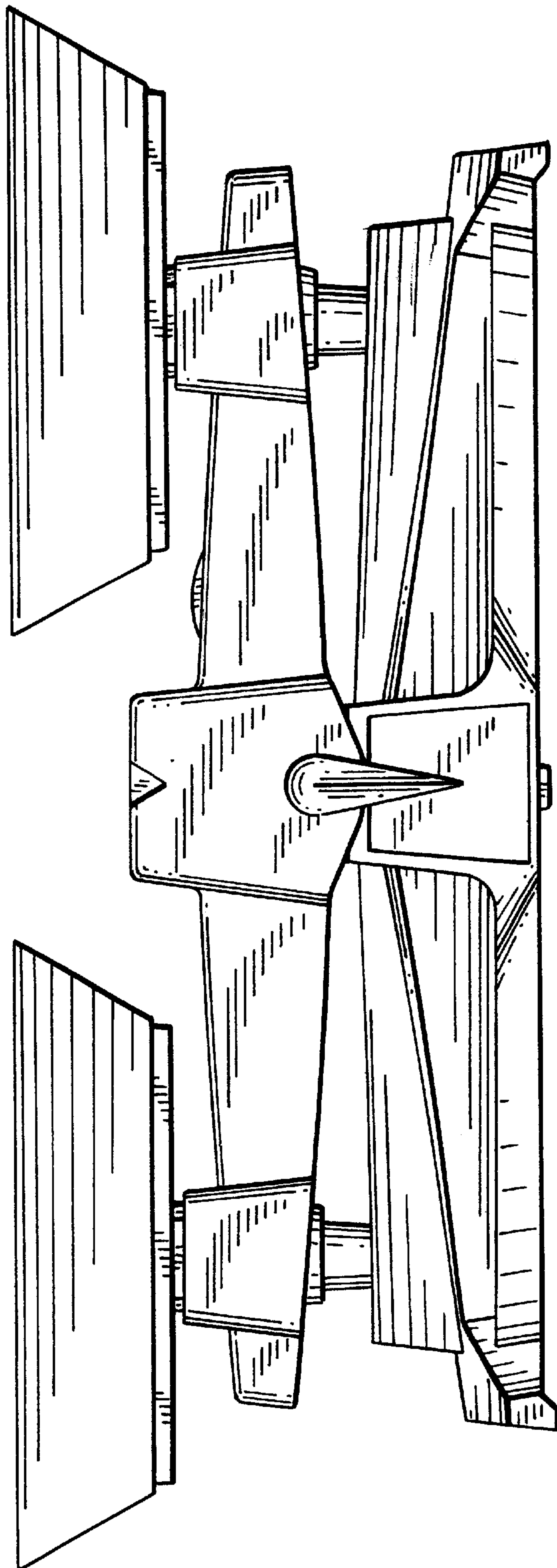


FIG. 3


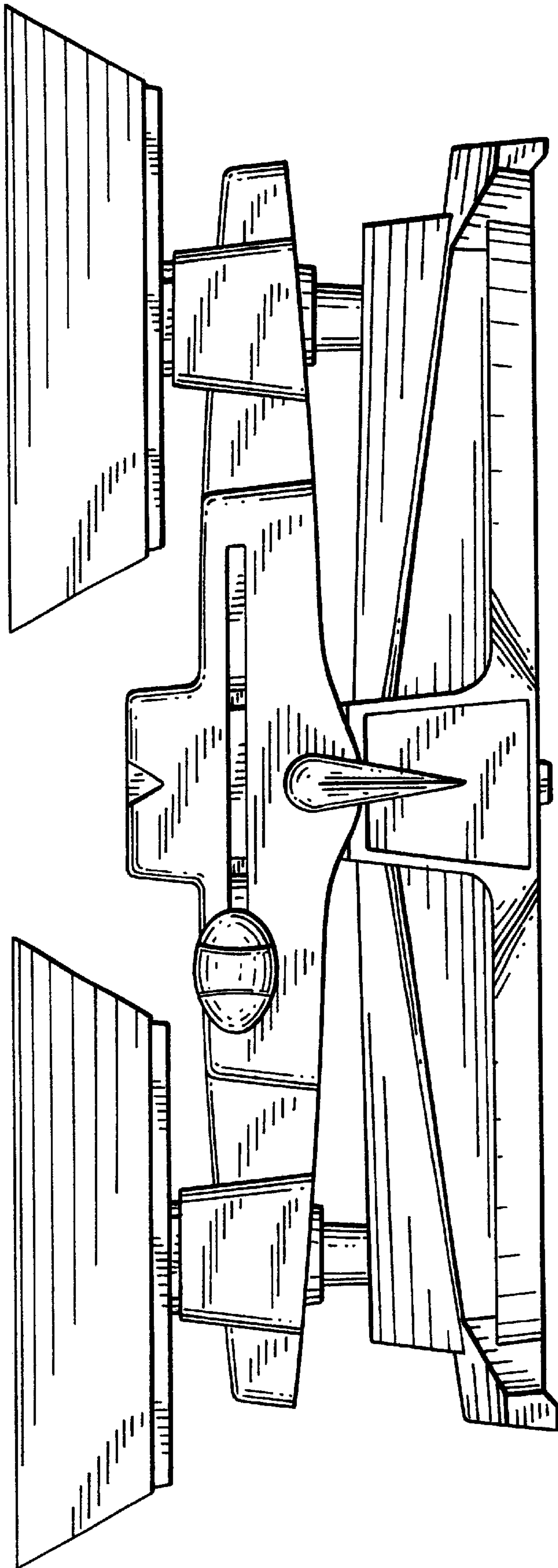


FIG. 4



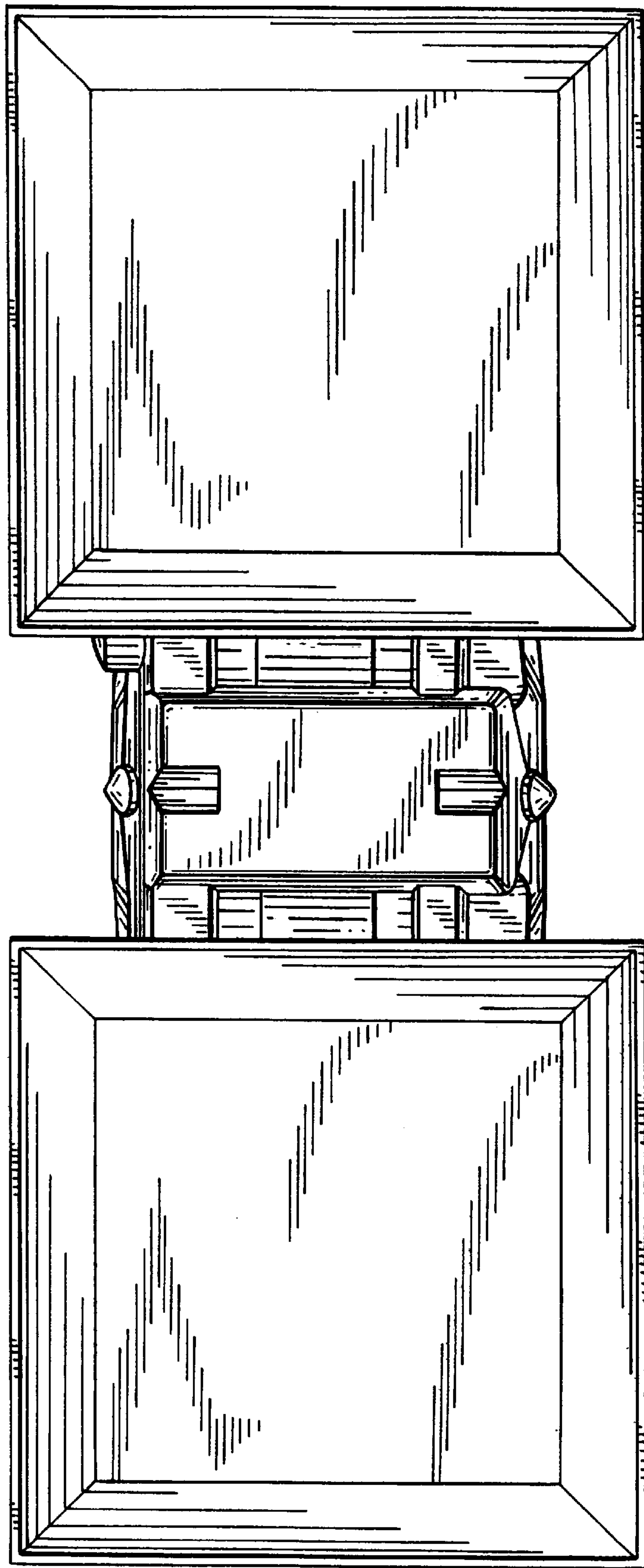


FIG. 5

FIG. 6

