

US00D443838S

(12) **United States Design Patent** (10) **Patent No.:** **US D443,838 S**
Kleiman et al. (45) **Date of Patent:** **** Jun. 19, 2001**

(54) **HOLDER FOR A TEMPERATURE INDICATOR**

D. 248,560 * 7/1978 Funahashi D19/43
D. 282,686 * 2/1986 Yuen D19/43

(75) Inventors: **Daniel J. Kleiman**, Arlington Heights, IL (US); **Alfred F. Fleury**, Bound Brook; **Daniel L. Davis, Sr.**, Franklin, both of NJ (US)

OTHER PUBLICATIONS

A collection of prior art temperature indicators found by Applicants during a market search (15 photographs).

* cited by examiner

(73) Assignee: **La-Co Industries, Inc.**, Elk Grove Village, IL (US)

Primary Examiner—Antoine Duval Davis

(74) *Attorney, Agent, or Firm*—Wallenstein & Wagner, Ltd.

(**) Term: **14 Years**

(57) **CLAIM**

(21) Appl. No.: **29/126,618**

The ornamental design for a holder for a temperature indicator, shown and described.

(22) Filed: **Jul. 20, 2000**

DESCRIPTION

(51) **LOC (7) Cl.** **10-04**

(52) **U.S. Cl.** **D10/60; D19/48**

(58) **Field of Search** D10/60; D19/43, D19/48; 374/141, 142, 208

FIG. 1 is a perspective view of a holder in accordance with the invention;

FIG. 2 is a side view of the holder of FIG. 1;

FIG. 3 is a top view of the holder of FIG. 1; and,

FIG. 4 is a bottom view of the holder of FIG. 1.

The broken line showing is for illustrative purposes only and forms no part of the claimed design.

(56) **References Cited**

U.S. PATENT DOCUMENTS

D. 227,038 * 5/1973 Bajusz D10/60

1 Claim, 1 Drawing Sheet

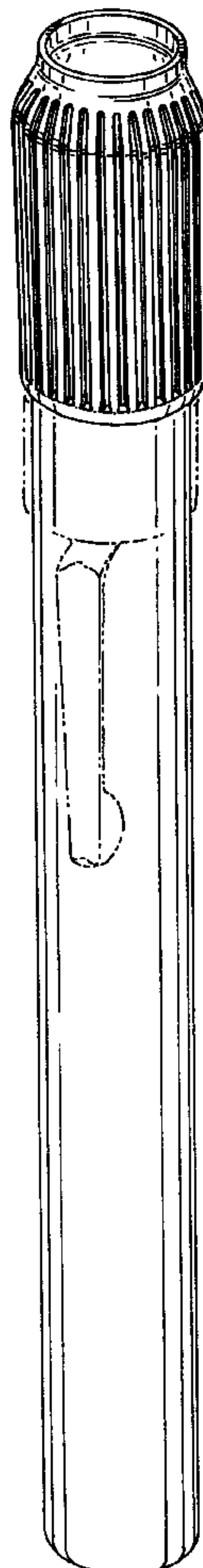


FIG. 1

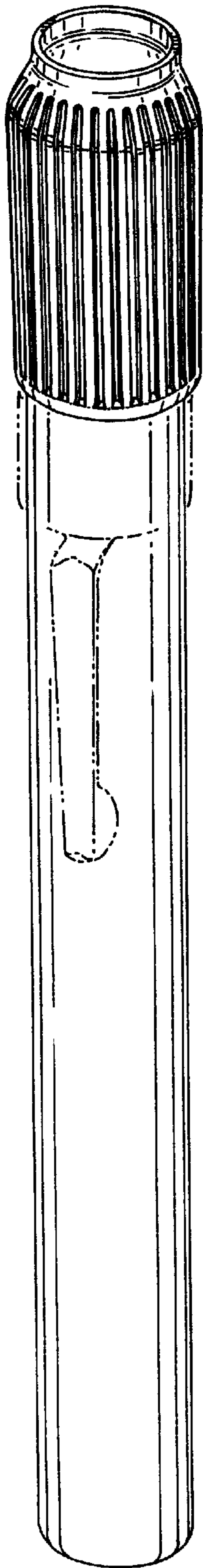


FIG. 2

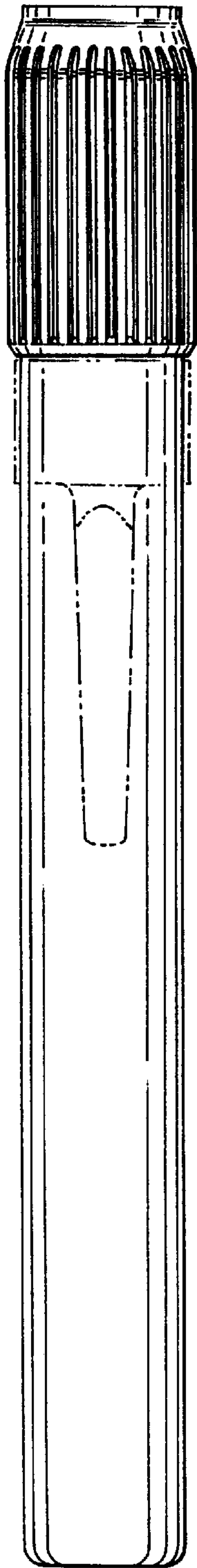


FIG. 3




FIG. 4

