



US00D443834S

(12) **United States Design Patent**
Wunderman

(10) **Patent No.:** **US D443,834 S**

(45) **Date of Patent:** **** Jun. 19, 2001**

(54) **WATCH CASE AND BAND**

(75) **Inventor:** **Severin S. Wunderman**, Los Angeles, CA (US)

(73) **Assignee:** **Montres Corum S.A.**, La Chaux de Fonds (CH)

(**) **Term:** **14 Years**

(21) **Appl. No.:** **29/122,612**

(22) **Filed:** **May 1, 2000**

(30) **Foreign Application Priority Data**

Nov. 10, 1999 (XH) DMA/004 695

(51) **LOC (7) Cl.** **10-02**

(52) **U.S. Cl.** **D10/32**

(58) **Field of Search** D10/1-40, 122-132;
D11/3-25; 63/1.1, 3, 5, 11; 368/276-277,
280-282, 285

(56) **References Cited**

U.S. PATENT DOCUMENTS

- D. 152,491 * 1/1949 Ostier D10/32
- D. 245,231 * 8/1977 Kleiner D10/32
- D. 267,312 * 12/1982 Funk D10/31

- D. 269,254 * 6/1983 Kishimoto D10/32
- D. 390,126 * 2/1998 Kennedy D10/32
- D. 390,128 * 2/1998 Toribio D10/32
- D. 396,652 * 8/1998 Voegeli D10/32
- D. 398,542 * 9/1998 Wunderman D10/32
- D. 430,041 * 8/2000 Pequignet D10/32

* cited by examiner

Primary Examiner—Nelson C. Holtje

(74) *Attorney, Agent, or Firm*—Colucci & Umans; Peter C. Michalos; Angelo Notaro

(57) **CLAIM**

The ornamental design for a watch case and band, as shown and described.

DESCRIPTION

FIG. 1 is a perspective view of a watch case and band showing my/our design therefor;
FIG. 2 is a front elevational view thereof;
FIG. 3 is a rear elevational view thereof;
FIG. 4 is a right side elevational view thereof;
FIG. 5 is a left side elevational view thereof;
FIG. 6 is a top plan view thereof; and,
FIG. 7 is a bottom plan view thereof.

1 Claim, 2 Drawing Sheets




FIG. 1




FIG. 2




FIG. 3




FIG. 4




FIG. 6




FIG. 5



FIG. 7

