



US00D443832S

(12) **United States Design Patent** (10) **Patent No.:** **US D443,832 S**  
**Streltsov** (45) **Date of Patent:** **\*\* Jun. 19, 2001**

(54) **WATCH CASING AND BEZEL**

(75) Inventor: **Sergei Streltsov**, London (GB)  
 (73) Assignee: **Timex Corporation**, Middlebury, CT (US)  
 (\*\*) Term: **14 Years**

(21) Appl. No.: **29/131,192**  
 (22) Filed: **Oct. 13, 2000**

(51) **LOC (7) Cl.** ..... **10-02**  
 (52) **U.S. Cl.** ..... **D10/30; D10/38**  
 (58) **Field of Search** ..... D10/1-40, 122-132;  
 368/280-282, 276-277, 28-30, 285, 239-242,  
 82-84, 41-44

(56) **References Cited**

**U.S. PATENT DOCUMENTS**

D. 287,341	12/1986	Grimes .	
D. 339,301	* 9/1993	Morishima .....	D10/38
D. 360,589	7/1995	Houlihan .	
D. 371,307	* 7/1996	Tomita et al. ....	D10/38
D. 379,934	* 6/1997	Riley .....	D10/30
D. 386,694	11/1997	Houlihan .	
D. 387,998	12/1997	Ramos, Jr. et al. .	
D. 402,210	12/1998	Kong Sang .	
D. 405,702	2/1999	Ramos, Jr. et al. .	
D. 411,957	7/1999	Ramos .	
D. 412,670	8/1999	Riley .	
D. 415,437	* 10/1999	Hartselle, III .....	D10/90
D. 416,496	* 11/1999	Matsuda .....	D10/30
D. 417,401	12/1999	Houlihan et al. .	
D. 421,723	3/2000	Krauss et al. .	
D. 424,451	5/2000	Houlihan .	
D. 427,084	6/2000	Ramos, Jr. et al. .	

**OTHER PUBLICATIONS**

1999 Timex Catalog—p. 17—Style Nos. T44072, T43101, T44082.

\* cited by examiner

*Primary Examiner*—Nelson C. Holtje  
 (74) *Attorney, Agent, or Firm*—Carmody & Torrance LLP

(57) **CLAIM**

The ornamental design for a watch casing and bezel, as shown and described.

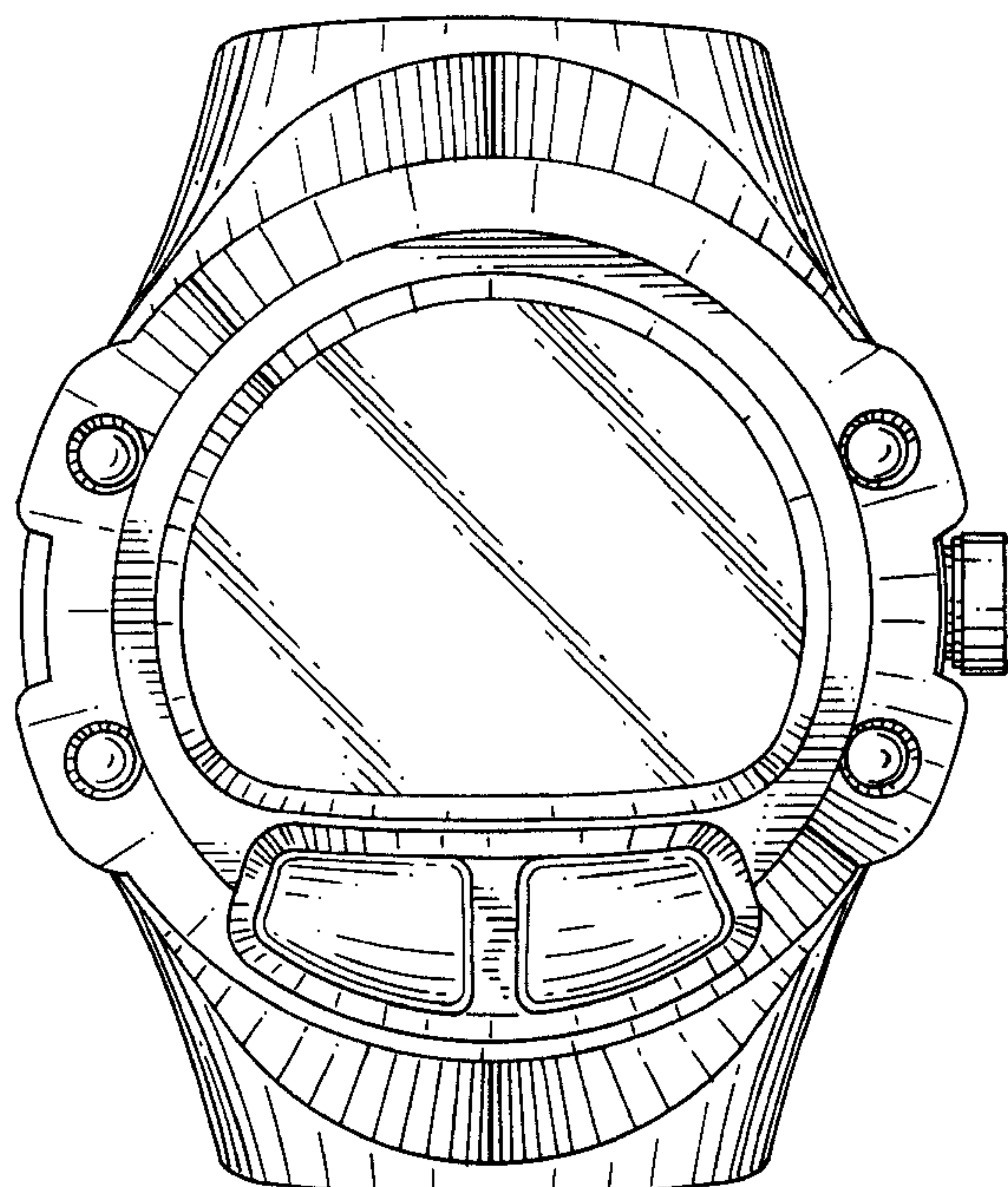
**DESCRIPTION**

FIG. 1 is a perspective view of a watch casing and bezel showing my new design;  
 FIG. 2 is a left side elevational view thereof;  
 FIG. 3 is a top plan view thereof;  
 FIG. 4 is a right side elevational view thereof;  
 FIG. 5 is a first end elevational view thereof;  
 FIG. 6 is a second end elevational view thereof;  
 FIG. 7 is a bottom plan view; and,  
 FIG. 8 is a top plan view in accordance with a second embodiment of my invention.

The left side elevational, top plan, right side elevational, first end elevational, second end elevational and bottom plan views are similar to those respective views illustrated in FIGS. 2 and 4-7, respectively, except that in this second embodiment certain ornamental features have been removed and the two front pushers are depicted in broken lines so as not to form any part of the invention.

The broken-lines showings are environmental only and form no part of the claimed design.

**1 Claim, 4 Drawing Sheets**



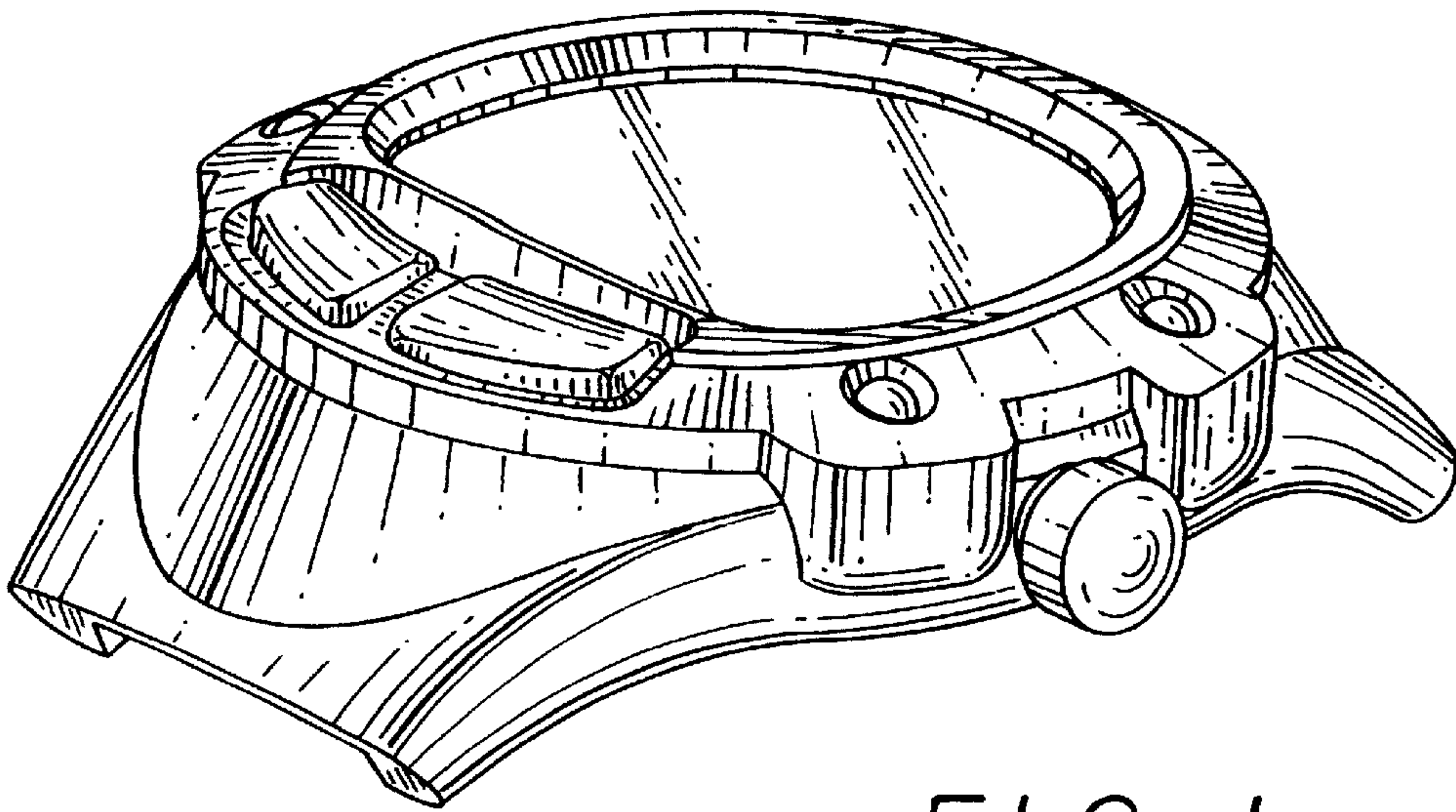


FIG. 1

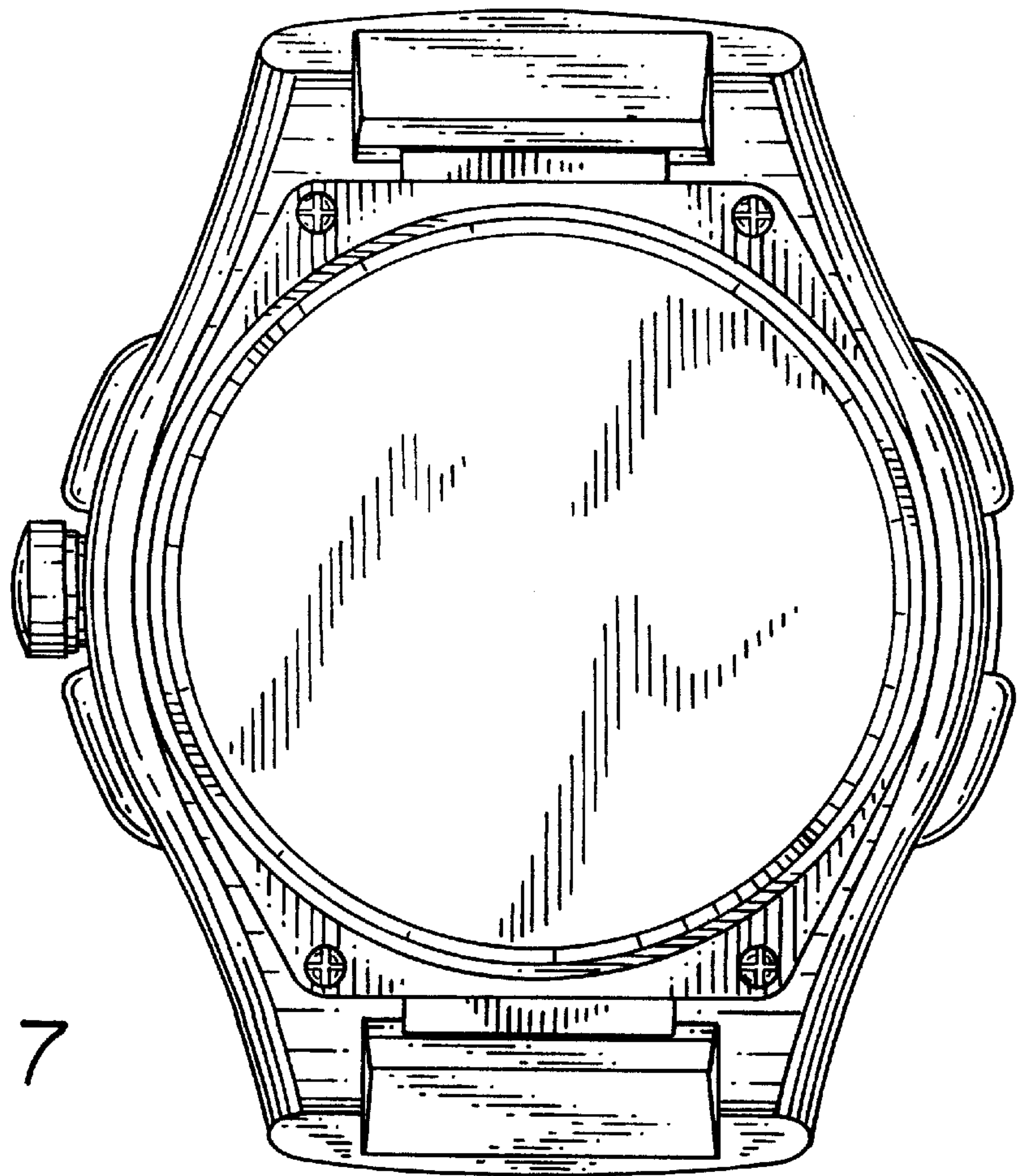


FIG. 7



FIG. 3

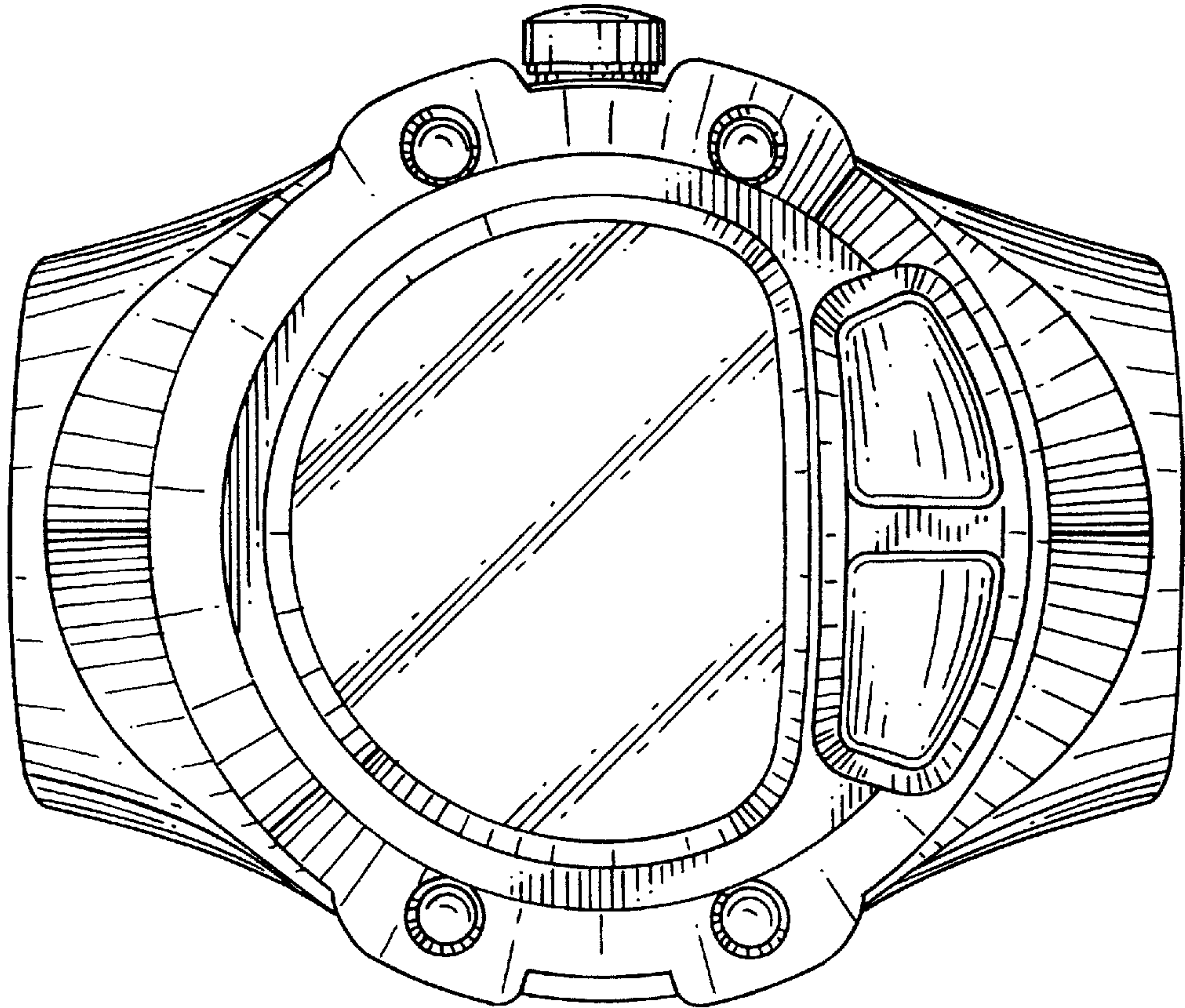
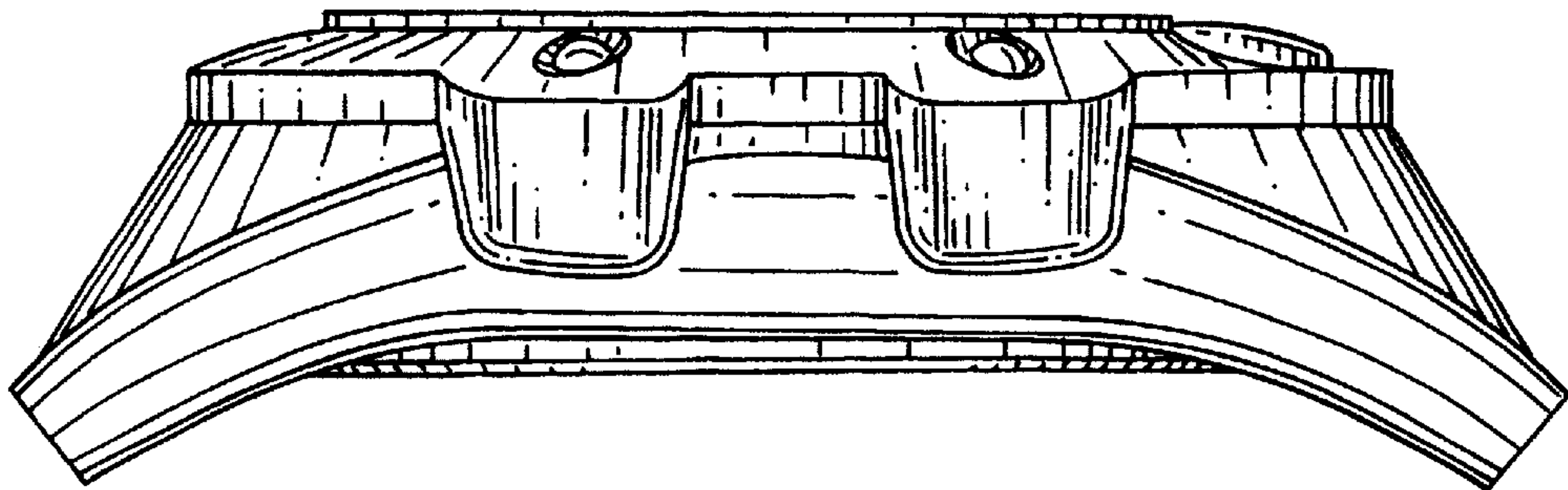


FIG. 2



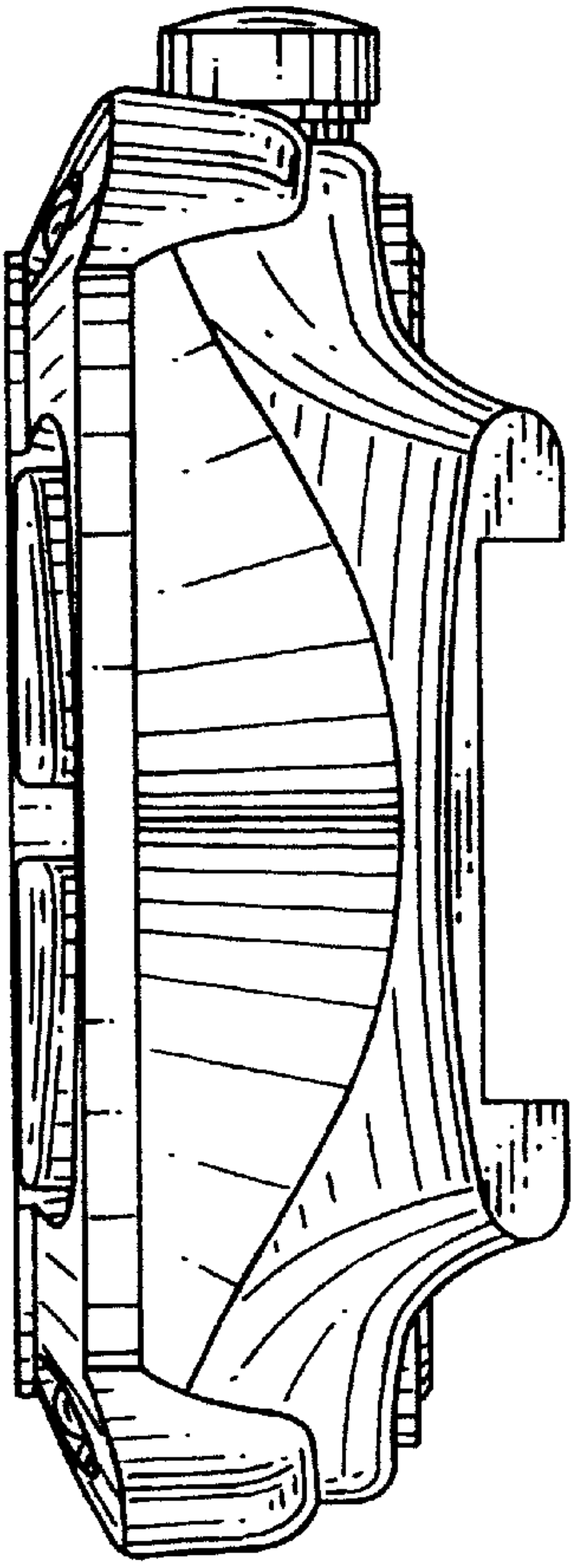


FIG. 5

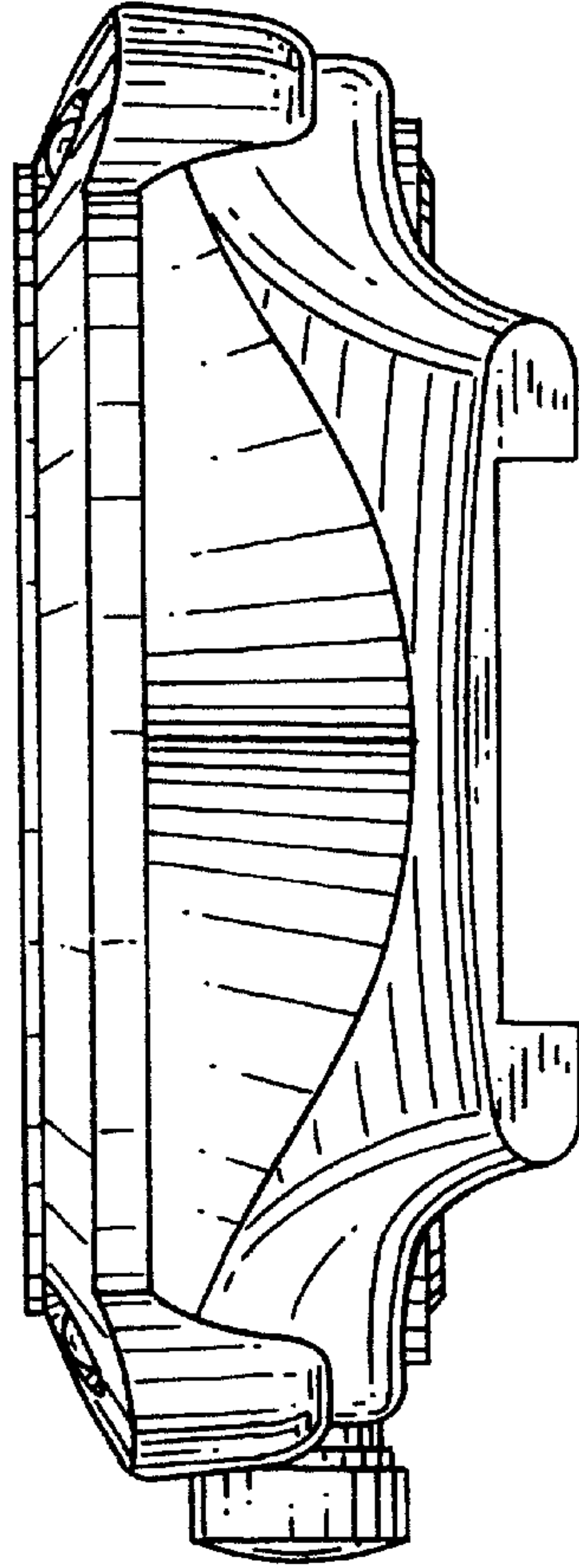


FIG. 6




FIG. 4

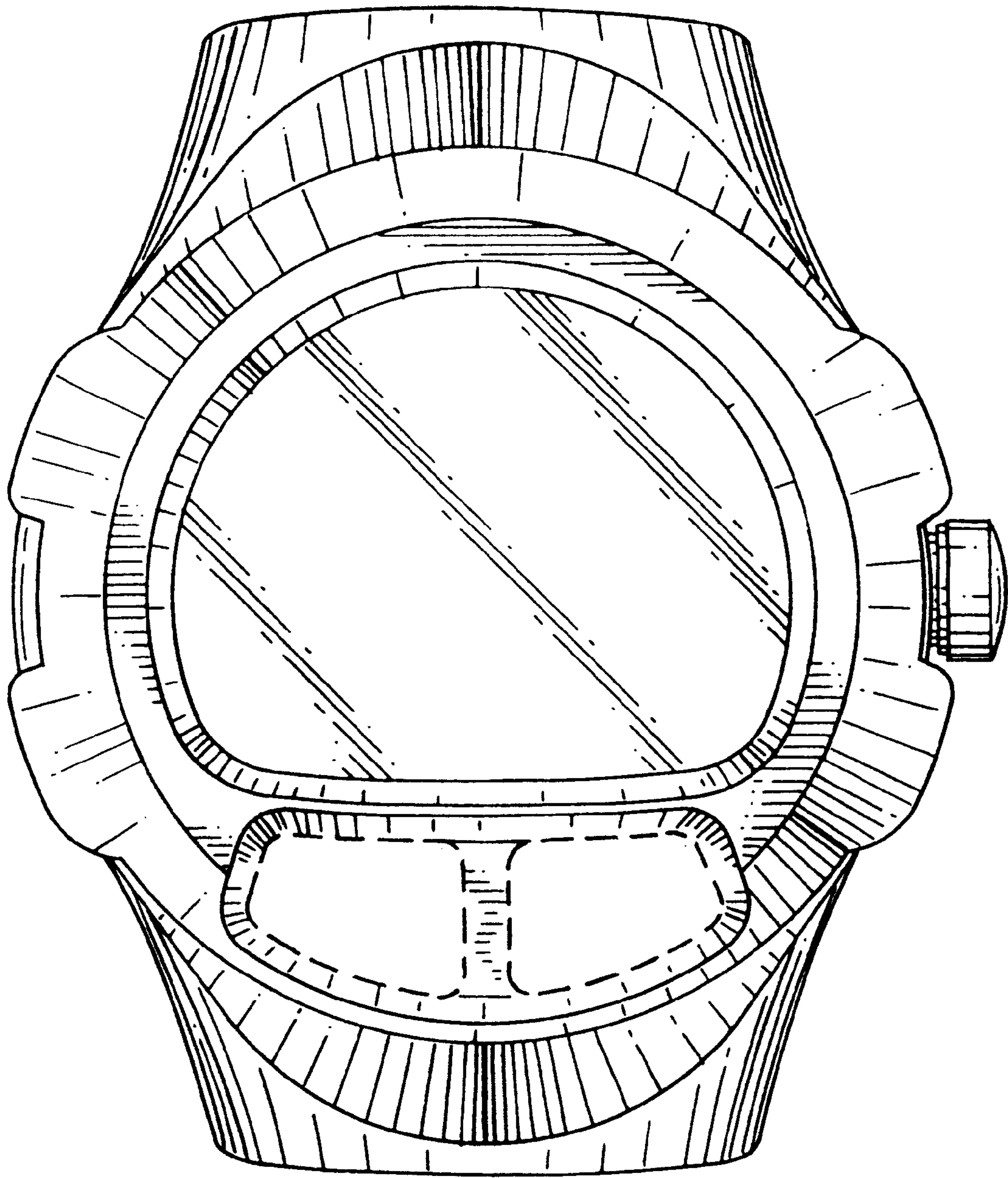


FIG. 8