



US00D443830S

(12) **United States Design Patent**
Young

(10) **Patent No.:** **US D443,830 S**

(45) **Date of Patent:** **** Jun. 19, 2001**

(54) **CLOCK FOR PHOTOGRAPHS**

(76) **Inventor:** **Danny Young**, 2771 S. Buffalo, Las Vegas, NV (US) 89117

(**) **Term:** **14 Years**

(21) **Appl. No.:** **29/115,639**

(22) **Filed:** **Dec. 14, 1999**

Related U.S. Application Data

(62) Division of application No. 29/104,368, filed on May 4, 1999, which is a division of application No. 29/087,010, filed on Apr. 23, 1998, now Pat. No. Des. 409,096, which is a continuation-in-part of application No. 29/071,203, filed on May 22, 1997, now Pat. No. Des. 409,094.

(51) **LOC (7) Cl.** **10-01**

(52) **U.S. Cl.** **D10/2**

(58) **Field of Search** D10/1-40, 122-126; 368/10; D6/300-302

(56) **References Cited**

U.S. PATENT DOCUMENTS

- D. 15,448 10/1884 Scott .
- D. 35,935 10/1902 Hammack .
- D. 129,998 10/1941 Lamothe .
- D. 146,174 1/1947 Dow .
- D. 150,628 8/1948 Goodkind .
- D. 212,815 11/1968 Summers .
- D. 213,714 4/1969 Summers .
- D. 215,865 11/1969 Edelman .
- D. 245,833 9/1977 Dystant .

- D. 247,612 3/1978 Lucich .
- D. 283,877 5/1986 Faciane .
- D. 289,111 4/1987 Barcus .
- 289,264 4/1987 Hill .
- D. 290,787 7/1987 Chisholm .
- D. 312,786 12/1990 Ives .
- D. 312,787 12/1990 Ives .
- D. 409,094 * 5/1999 Young D10/2
- D. 409,096 * 5/1999 Young D10/2
- 1,689,471 10/1928 Andrusis .
- 3,949,506 4/1976 Benkowski .
- 4,794,716 1/1989 George .
- 4,993,006 2/1991 Oshima .
- 5,269,086 12/1993 Tomes .

* cited by examiner

Primary Examiner—Nelson C. Holtje
(74) *Attorney, Agent, or Firm*—Robert Ryan Morishita; Anderson & Morishita

(57) **CLAIM**

The ornamental design for a clock for photographs, as shown and described.

DESCRIPTION

FIG. 1 is a front view of a clock for photographs according to one embodiment of the present invention; FIG. 2 is a side view of the clock of FIG. 1; FIG. 3 is a top view of the clock of FIG. 1; FIG. 4 is a rear view of the clock of FIG. 1; and, FIG. 5 is a bottom view of the clock of FIG. 1.

1 Claim, 2 Drawing Sheets

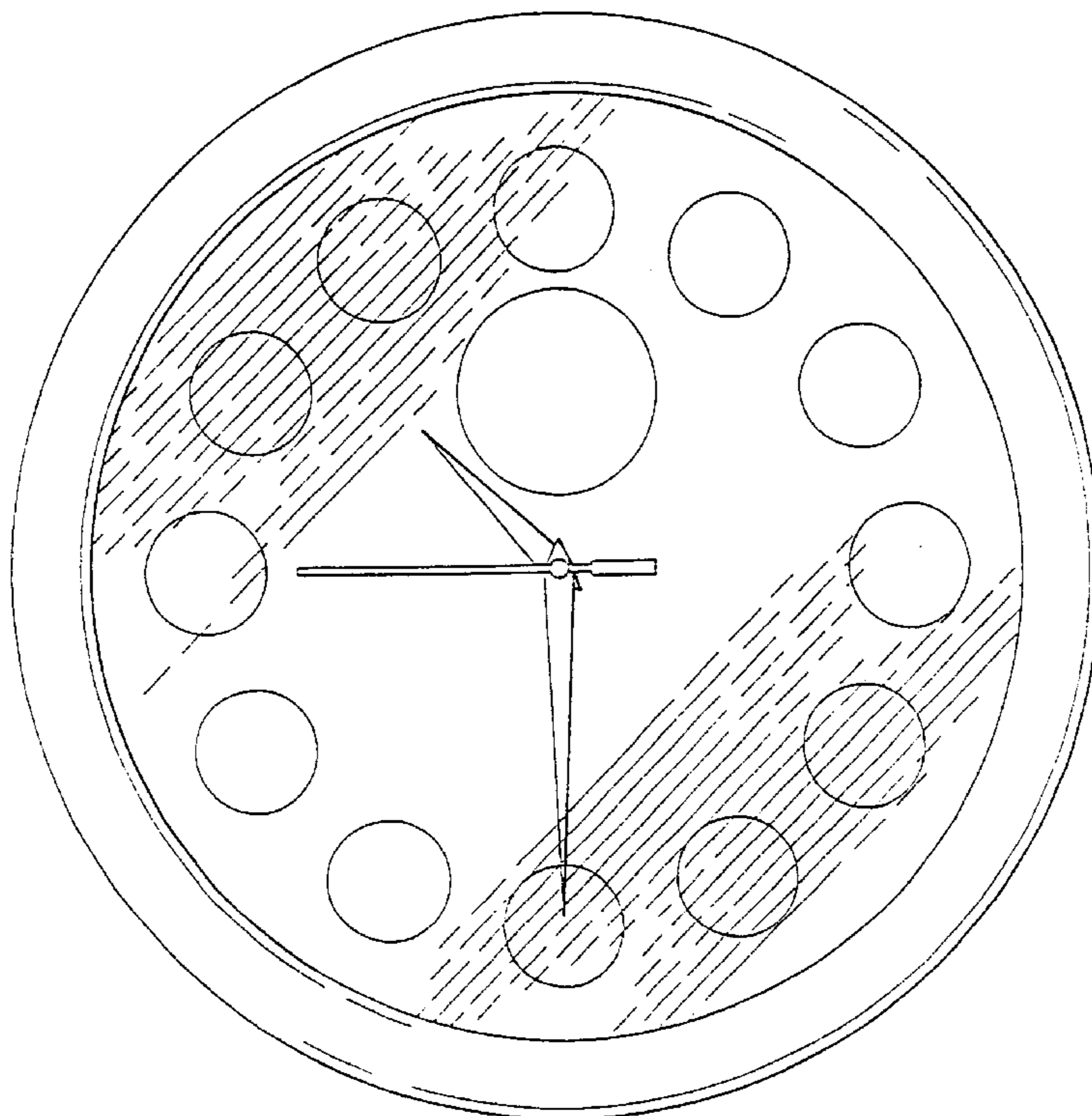


FIG. 1

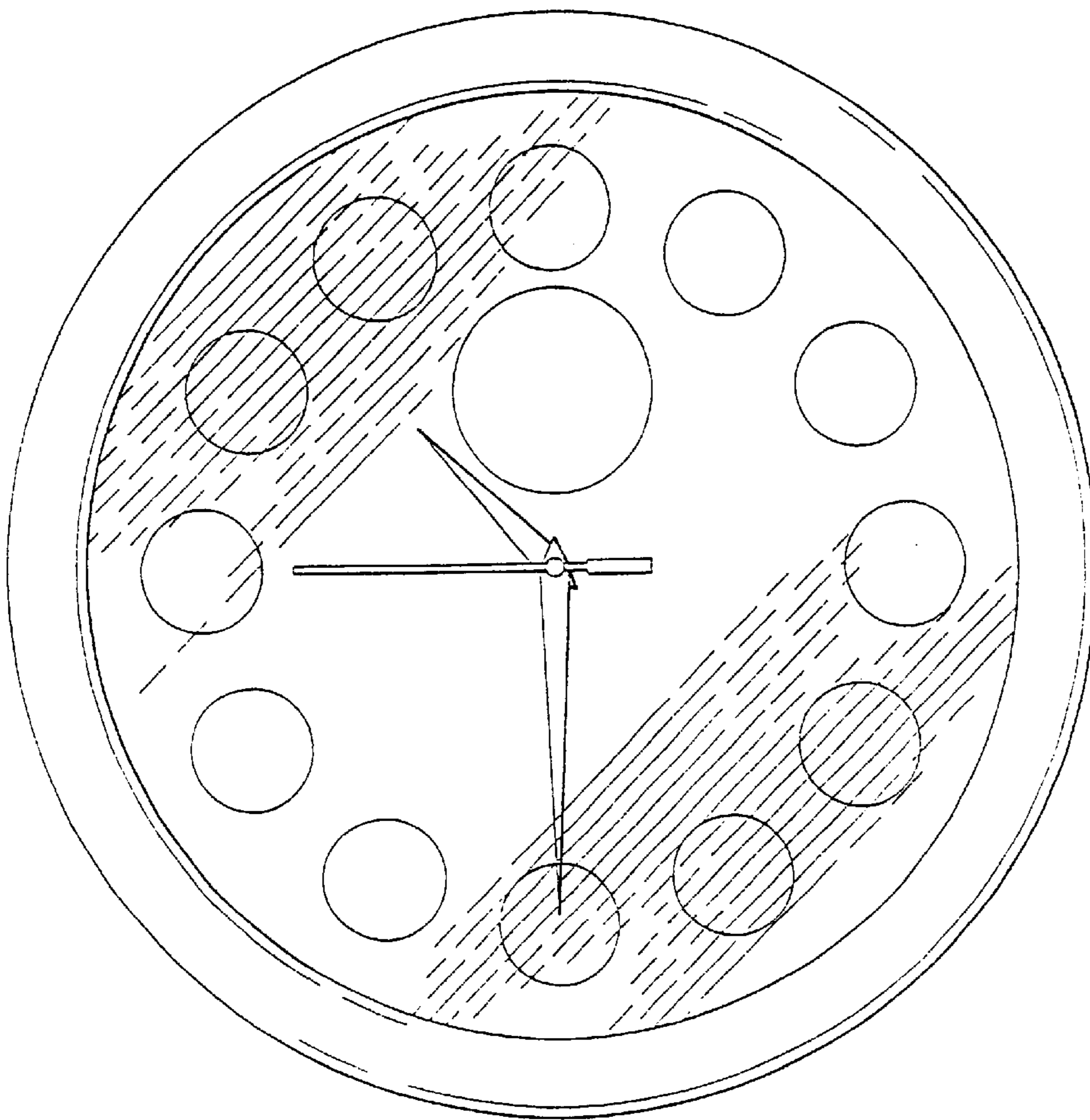


FIG. 2




FIG. 3




FIG. 4

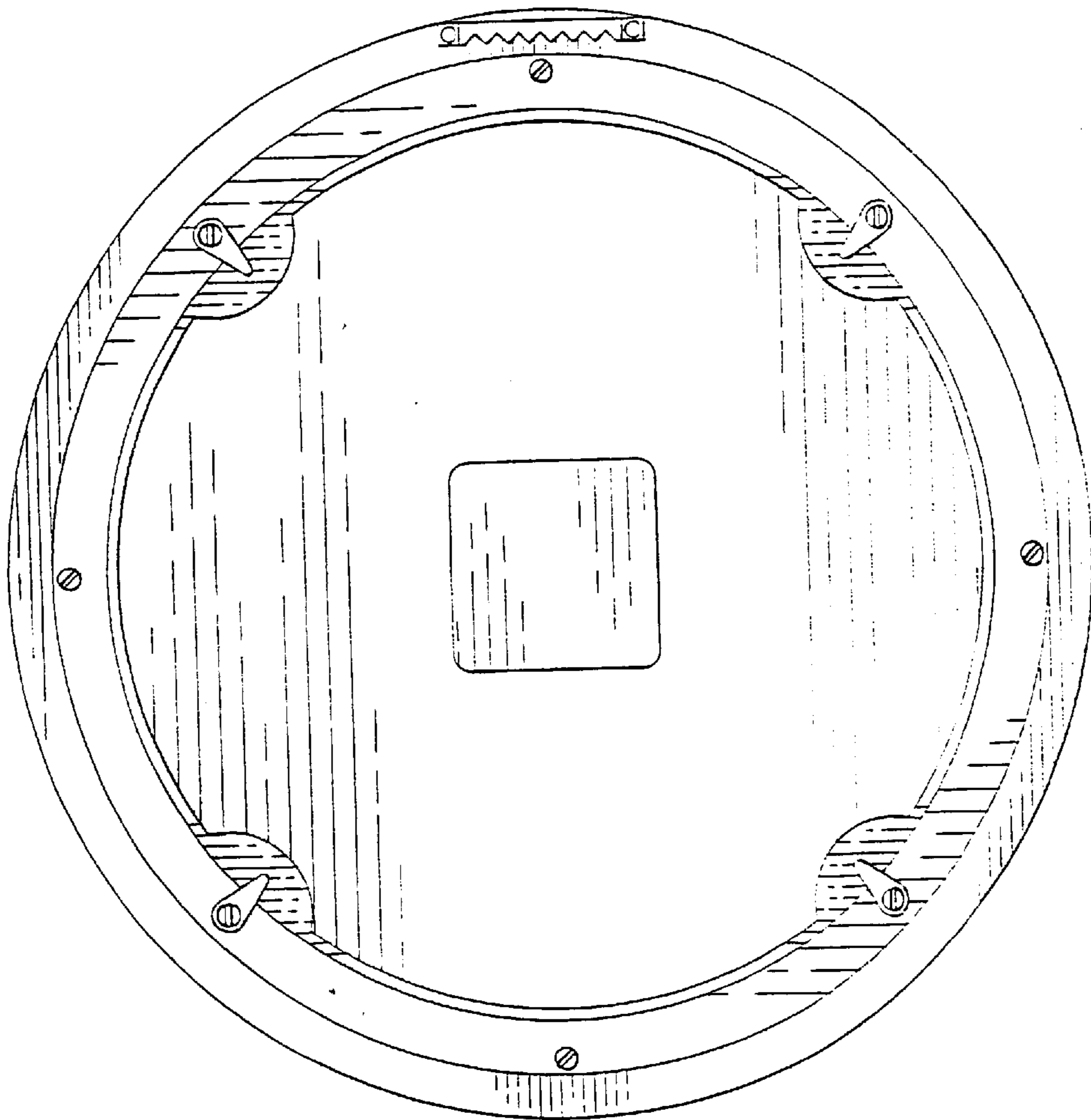


FIG. 5

