



US00D443829S

(12) **United States Design Patent**
Robinson

(10) **Patent No.:** **US D443,829 S**

(45) **Date of Patent:** **** Jun. 19, 2001**

(54) **CLOCK**

(76) **Inventor:** **Hewitt Robinson**, 1641 E. Broad
Ripple Ave., Indianapolis, IN (US)
46204

(**) **Term:** **14 Years**

(21) **Appl. No.:** **29/121,997**

(22) **Filed:** **Apr. 17, 2000**

(51) **LOC (7) Cl.** **10-01**

(52) **U.S. Cl.** **D10/1; D10/26**

(58) **Field of Search** D10/1-40, 122-132;
368/10, 203, 262, 276, 277, 73, 244, 285,
316-317

413,235 * 10/1889 Kroeber 368/285
D. 416,202 * 11/1999 Wu D10/2
1,510,139 * 9/1924 Dorsey 368/203

OTHER PUBLICATIONS

Gift and Decorative Accessories Buyer Feb. 1965, p. 61,
Large clock at top right.*

* cited by examiner

Primary Examiner—Jeffrey Asch

(74) *Attorney, Agent, or Firm*—Woodard, Emhardt,
Naughton, Moriarty & McNett

(57) **CLAIM**

The ornamental design for a clock, as shown and described.

DESCRIPTION

FIG. 1 is a perspective view of the clock of the present
invention.

FIG. 2 is a front elevation of the clock.

FIG. 3 is a rear elevation of the clock.

FIG. 4 is a top plan view of the clock.

FIG. 5 is a side elevation taken from the left side of the clock
as viewed in FIG. 2.

FIG. 6 is a side elevation of the clock taken from the
opposite side to that of FIG. 5; and,

FIG. 7 is a bottom plan view of the clock.

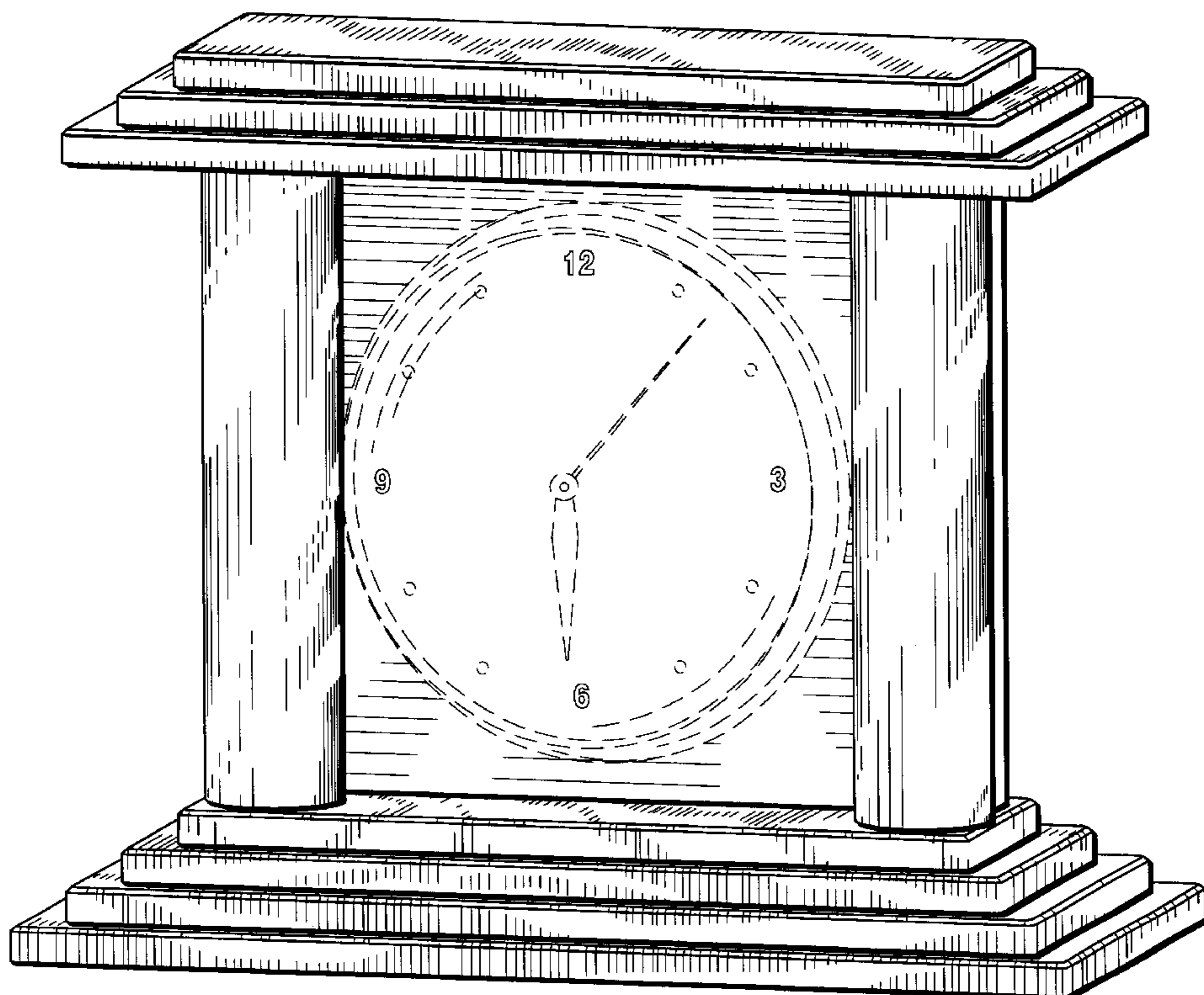
The broken line showings throughout the views are for
illustrative purposes only and form no part of the claimed
design.

(56) **References Cited**

U.S. PATENT DOCUMENTS

D. 40,592	*	3/1910	Shepard	D10/128
D. 43,733	*	3/1913	Buckland	D10/26
D. 45,095	*	12/1913	Smith	D10/27
D. 78,687	*	6/1929	Dorn	D10/1
D. 85,739	*	12/1931	Dinstman	D10/26
D. 85,741	*	12/1931	Dinstman	D10/26
D. 97,419	*	11/1935	Van Bloem	D10/1
D. 103,554	*	3/1937	Sessions	D10/24
D. 124,832	*	7/1941	Bruce	D10/26
D. 175,305	*	8/1955	Hall	D10/1
228,613	*	6/1880	Davies	368/317
D. 376,981	*	12/1996	Levinger et al.	D10/1
D. 378,496	*	3/1997	Levinger et al.	D10/26
D. 385,422	*	10/1997	Blazy	D6/300

1 Claim, 7 Drawing Sheets



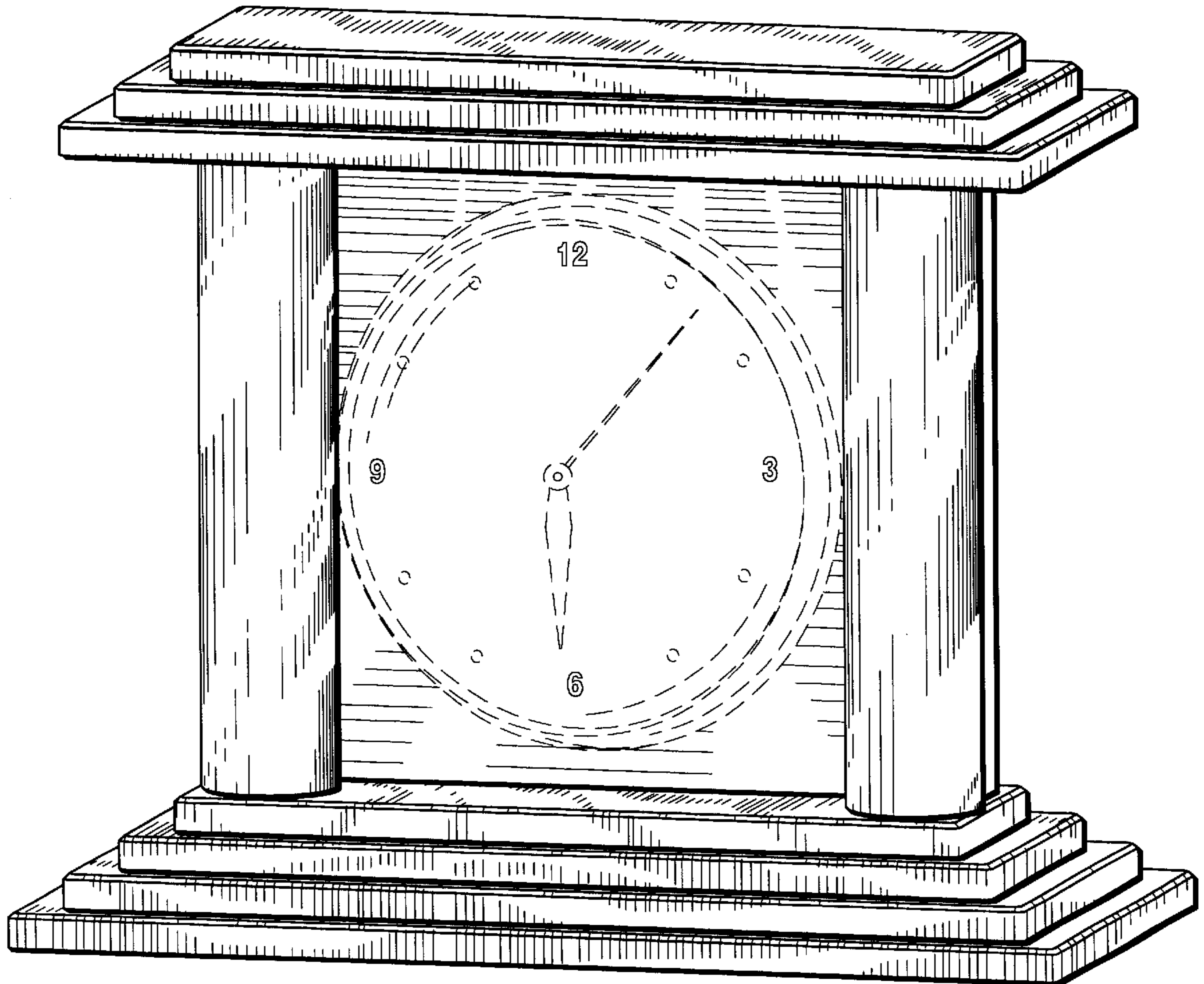


Fig. 1

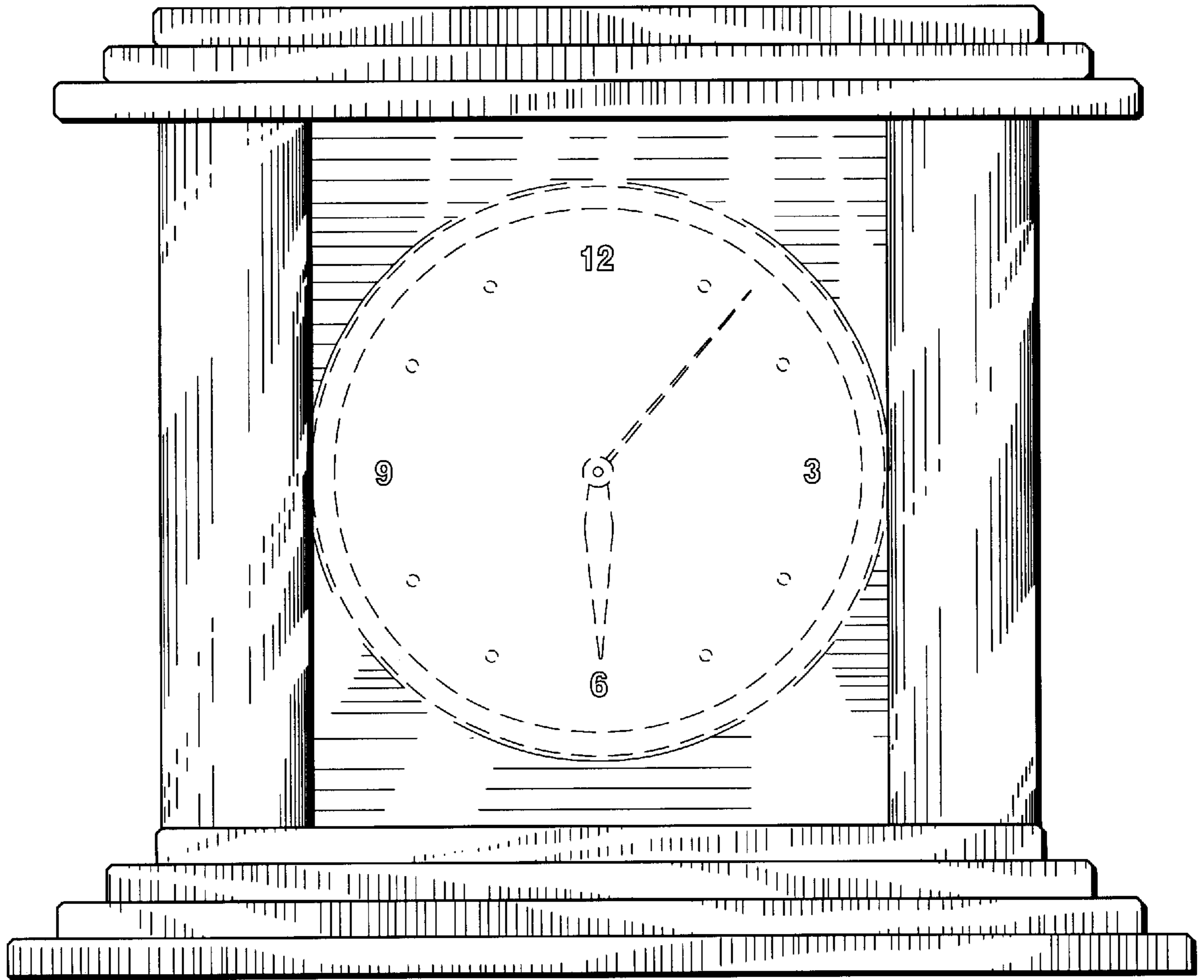


Fig. 2

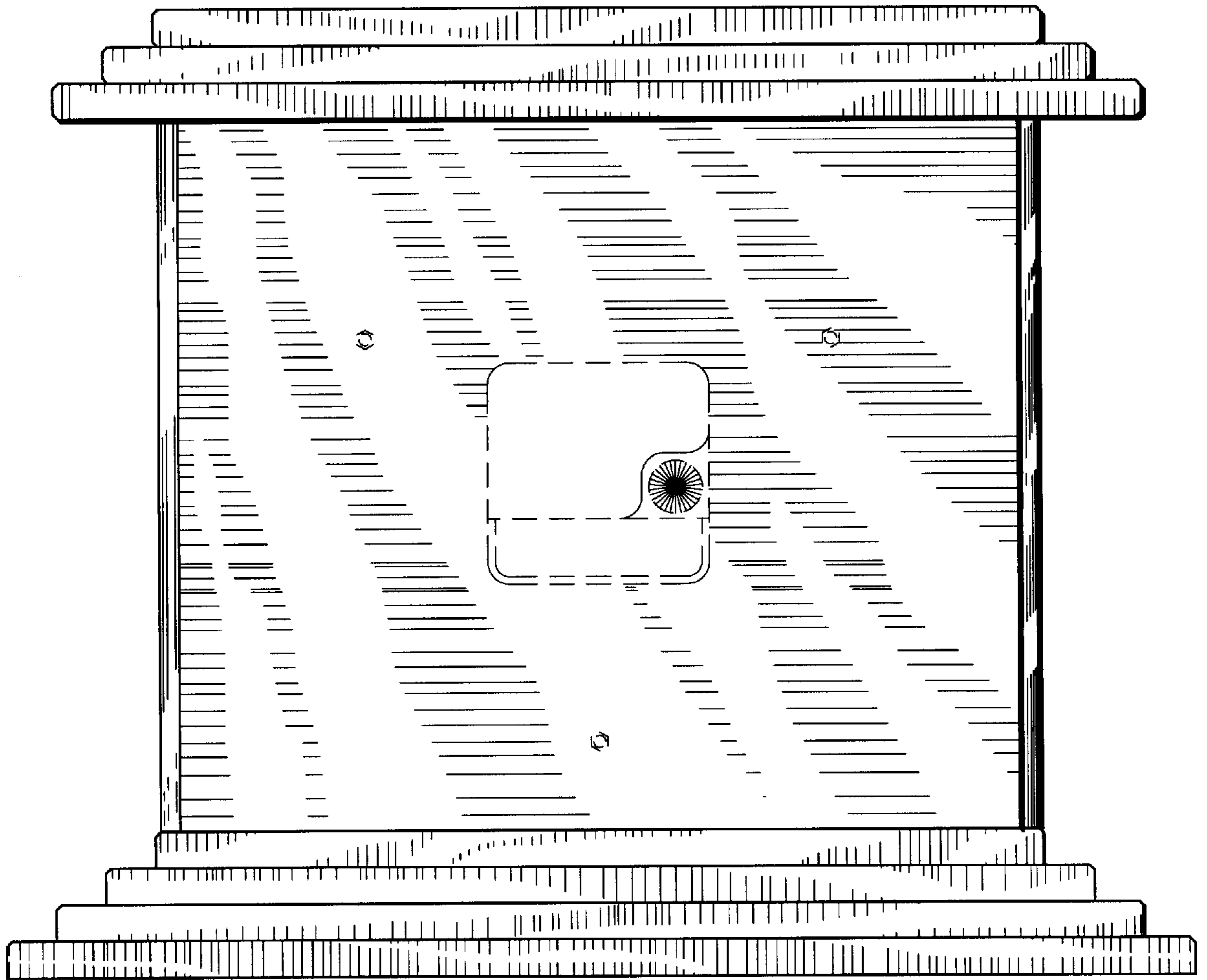


Fig. 3




Fig. 4

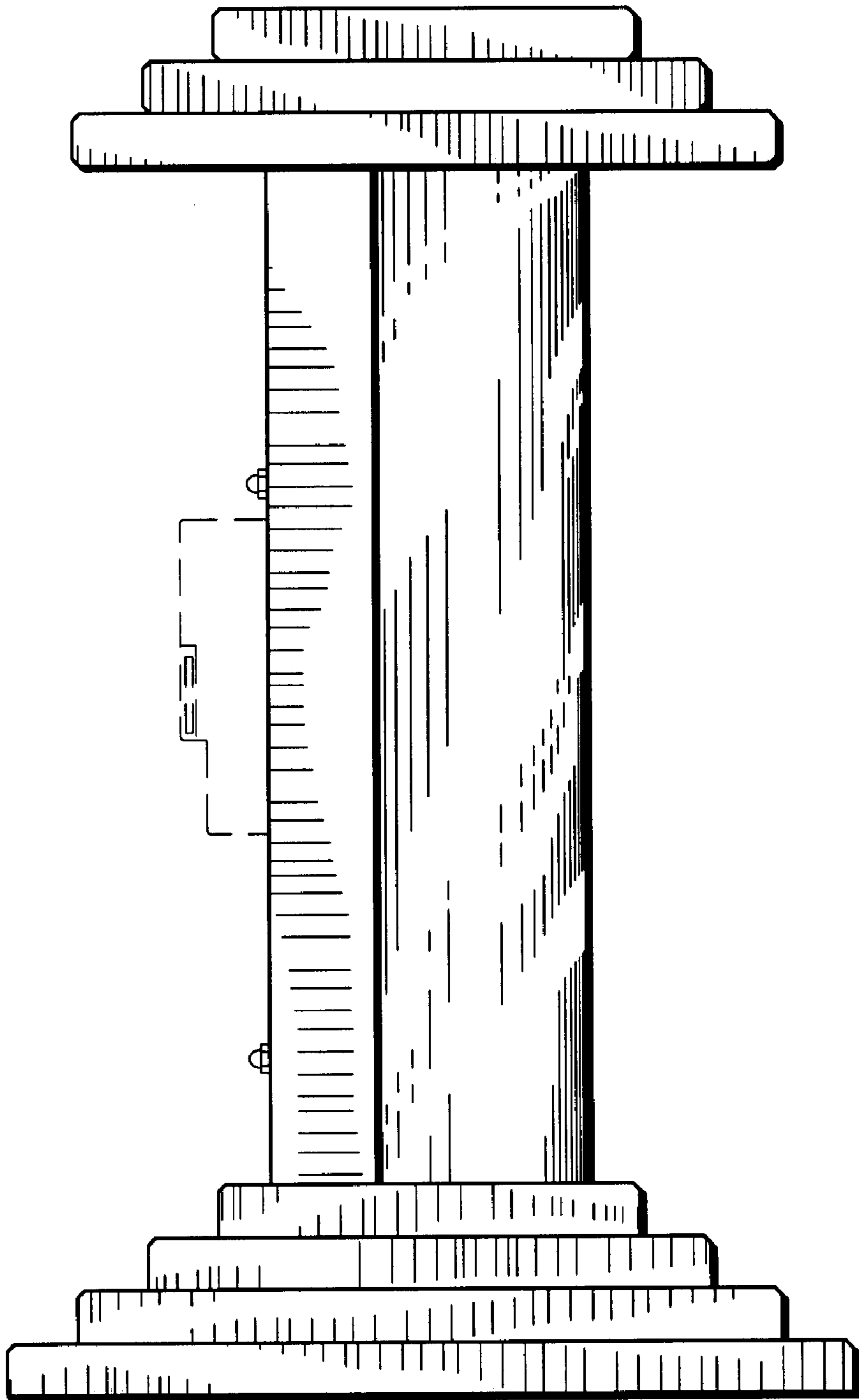


Fig. 5

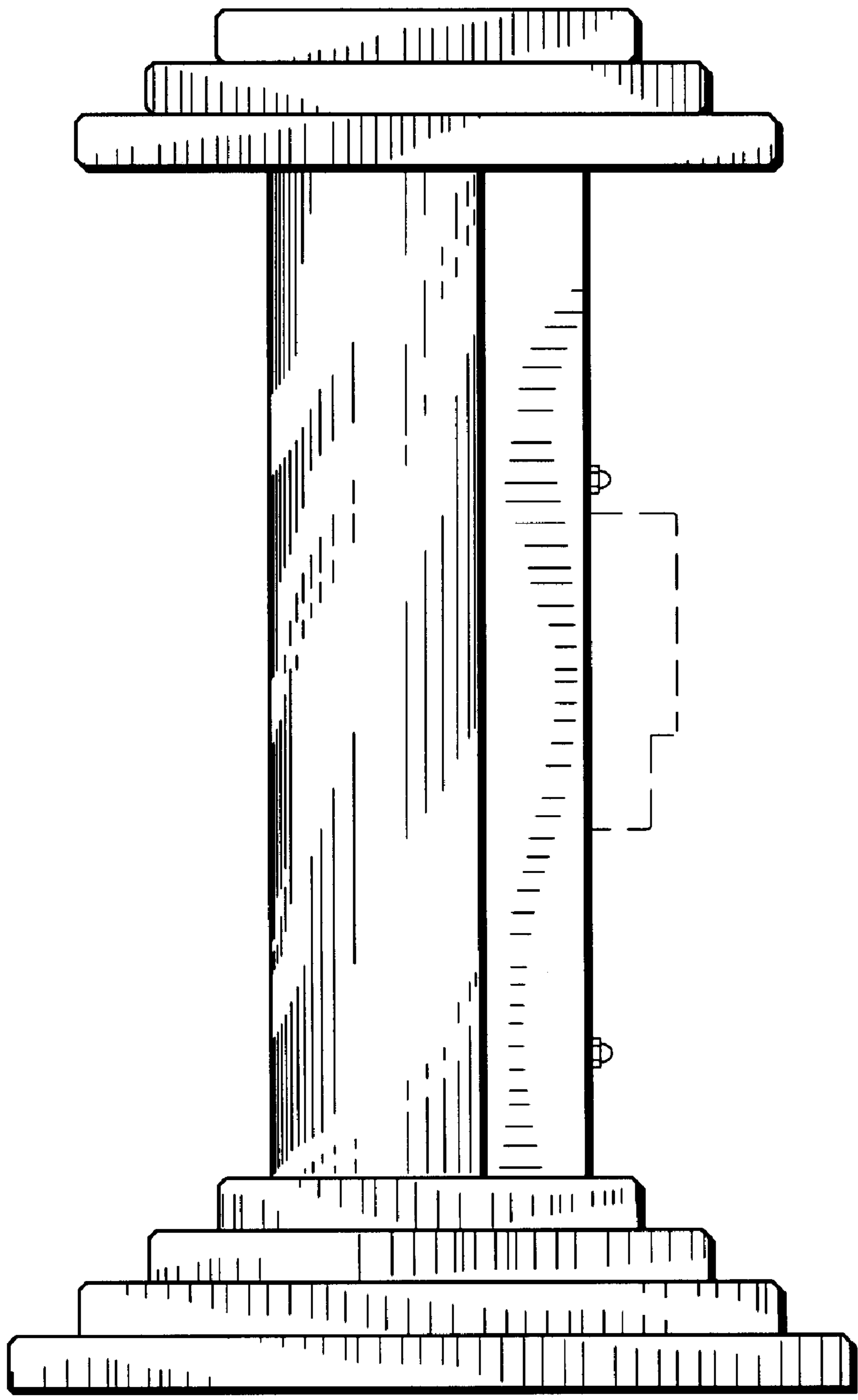


Fig. 6




Fig. 7