



US00D443825S

(12) **United States Design Patent**  
**Goettner**

(10) **Patent No.:** **US D443,825 S**

(45) **Date of Patent:** **\*\* Jun. 19, 2001**

(54) **COMBINED CONTAINER AND CLOSURE**

(75) **Inventor:** **Michael K. Goettner**, Sylvania, OH (US)

(73) **Assignee:** **Owens-Brockway Plastic Products Inc.**, Toledo, OH (US)

(\*\*) **Term:** **14 Years**

(21) **Appl. No.:** **29/112,651**

(22) **Filed:** **Oct. 21, 1999**

(51) **LOC (7) Cl.** ..... **09-03**

(52) **U.S. Cl.** ..... **D9/530; D9/543; D9/545; D9/575**

(58) **Field of Search** ..... D9/450, 300, 302, D9/337-339, 341, 347, 414, 418, 430, 448-449, 500, 503-504, 516, 520-523, 529, 526, 530, 535, 548, 545, 549, 574-575; 215/382-384, 6; 222/321.7-321.9, 206, 212-213, 215; 206/432; 220/780-783

(56) **References Cited**

**U.S. PATENT DOCUMENTS**

D. 91,653	*	3/1934	Guyer	.....	D9/543
D. 269,316	*	6/1983	Conti	.....	D9/503
D. 324,281	*	2/1992	Brussing	.....	D34/7
D. 354,683	*	1/1995	Rupert	.....	D9/520
D. 376,697	*	12/1996	Green et al.	.....	D9/338
D. 382,769	*	8/1997	Jeppesen et al.	.....	D9/392
D. 396,189	*	7/1998	Lonczak et al.	.....	D9/515
D. 397,616	*	9/1998	Chen	.....	D9/540
D. 398,479	*	9/1998	Vultaggio et al.	.....	D7/533
D. 413,805	*	9/1999	Phillips	.....	D9/526

D. 422,919	*	4/2000	Scriven et al.	.....	D9/523
D. 426,772	*	6/2000	Kahl	.....	D9/449
D. 429,648	*	8/2000	Goettner	.....	D9/543
D. 430,032	*	8/2000	Feen	.....	D9/523
D. 431,191	*	9/2000	Farris	.....	D9/529
3,417,897	*	12/1968	Johnson	.....	D9/450
3,421,654	*	1/1969	Hexel	.....	220/254
5,236,120	*	8/1993	Kleemola	.....	229/5.5
6,119,890	*	9/2000	Kawamata	.....	220/695

\* cited by examiner

*Primary Examiner*—Philip S. Hyder

*Assistant Examiner*—Carol Rademaker

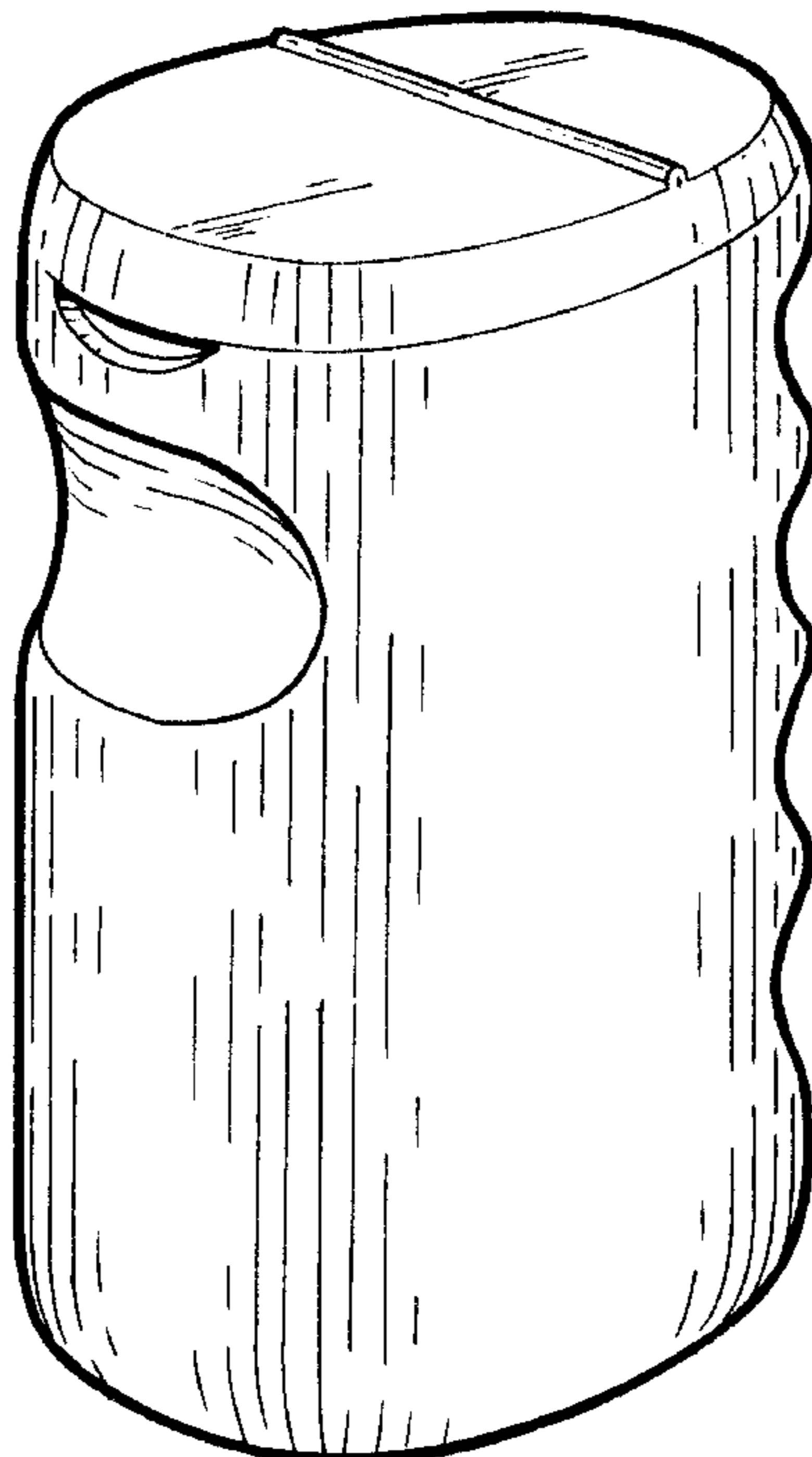
(57) **CLAIM**

The ornamental design for a combined container and closure, as shown and described.

**DESCRIPTION**

FIG. 1 is a perspective view of the combined container and closure according to my new design;  
 FIG. 2 is an elevational view showing the front of the combined container and closure of FIG. 1;  
 FIG. 3 is an elevational view showing the rear of the combined container and closure of FIG. 1;  
 FIG. 4 is a top plan view of the combined container and closure of FIG. 1;  
 FIG. 5 is an elevational view showing an end of the combined container and closure of FIG. 1;  
 FIG. 6 is an elevational view showing the end view opposite to the end view shown in FIG. 5 of the combined container and closure of FIG. 1; and,  
 FIG. 7 is a bottom plan view of the combined container and closure of FIG. 1.

**1 Claim, 3 Drawing Sheets**



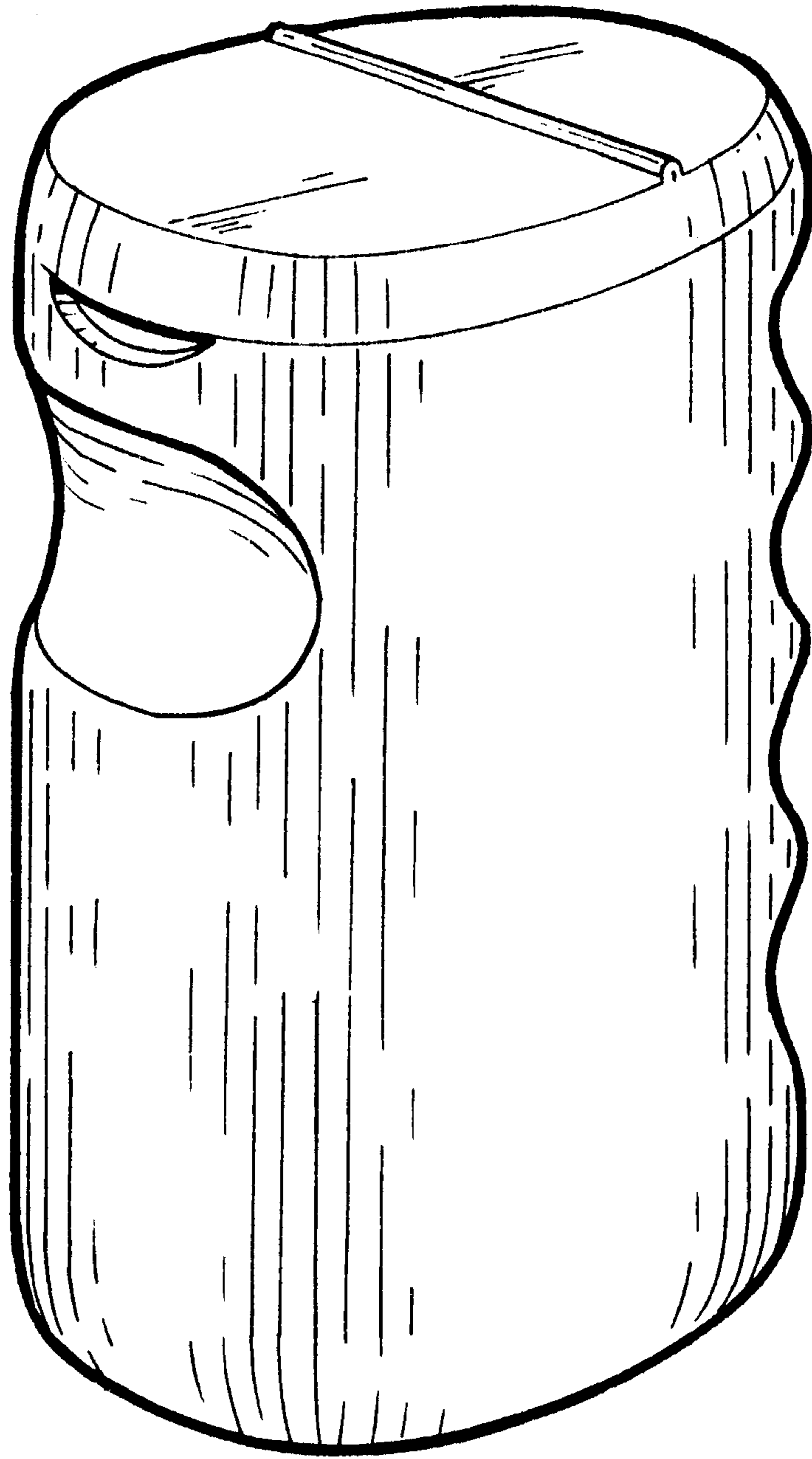


FIG. 1

FIG. 4

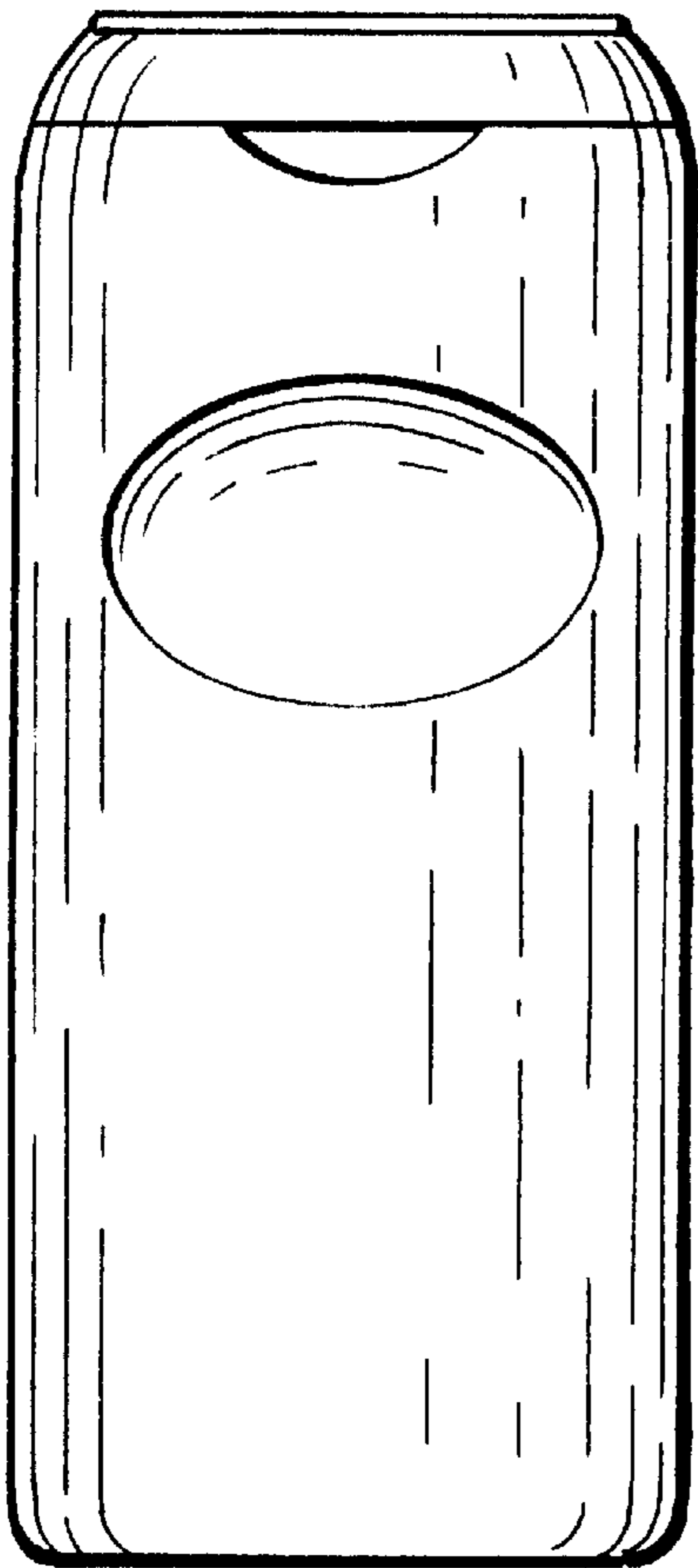
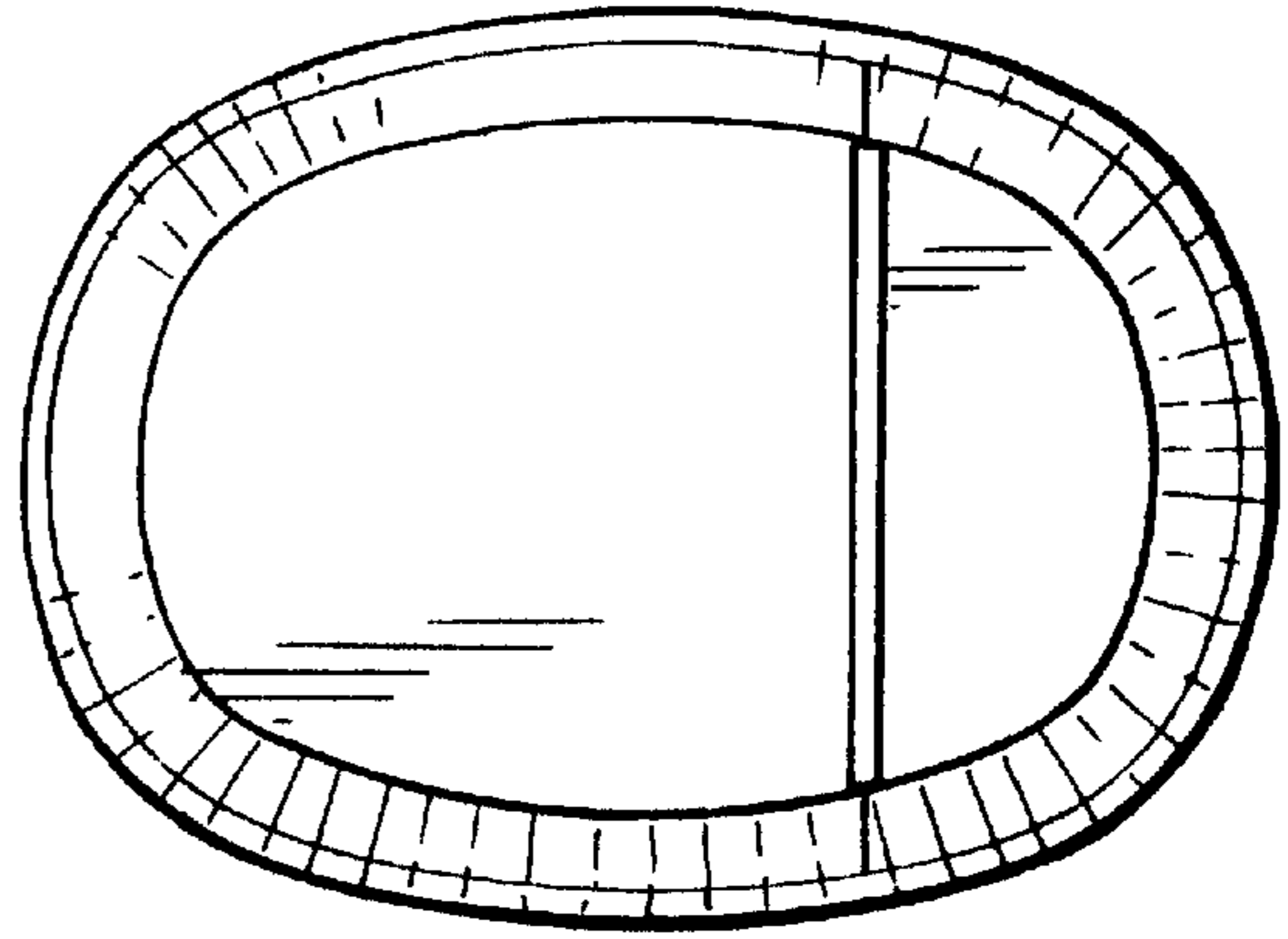


FIG. 5




FIG. 2

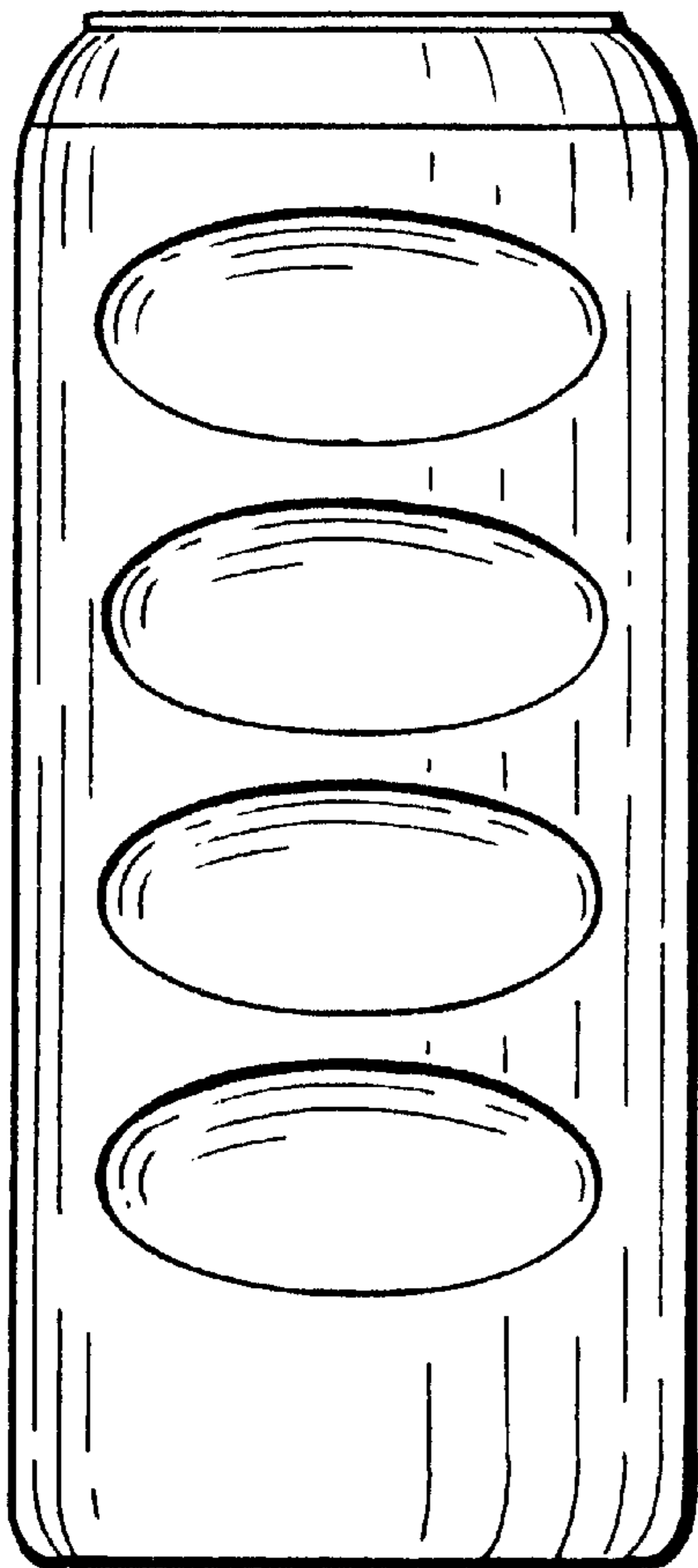


FIG. 6




FIG. 3

FIG. 7

