



US00D443823S

(12) **United States Design Patent**
Fenton et al.

(10) **Patent No.:** **US D443,823 S**

(45) **Date of Patent:** **** Jun. 19, 2001**

(54) **BOTTLE**

(75) **Inventors:** **Russell Rowan Fenton; Elmer (Chuck) H. Goss**, both of East Amherst, NY (US)

(73) **Assignee:** **FWJ Plastic Packaging, Inc.**, Getzville, NY (US)

(**) **Term:** **14 Years**

(21) **Appl. No.:** **29/120,533**

(22) **Filed:** **Mar. 21, 2000**

(51) **LOC (7) Cl.** **09-01**

(52) **U.S. Cl.** **D9/521; D9/545; D9/558; D9/574**

(58) **Field of Search** **D9/300, 302, 337-338, D9/414, 418, 438, 500, 502-503, 520-521, 529, 538-539, 542, 549, 550, 552, 557-559, 571, 573, 535; 206/210, 409; 215/382-384; 220/253-254, 258, 260, 508-509, 606, 669-675; 222/206, 212-213, 215**

(56) **References Cited**

U.S. PATENT DOCUMENTS

- D. 218,397 * 8/1970 Orr D9/521
- D. 277,549 * 2/1985 Martinez D9/448
- D. 296,302 * 6/1988 Weber D9/521
- D. 349,858 * 8/1994 Lonczak et al. D9/558
- D. 350,691 * 9/1994 Simion D9/521

- D. 376,320 * 12/1996 Lathrop et al. D9/558
- D. 395,819 * 7/1998 Fenton et al. D9/337
- D. 396,003 * 7/1998 Fenton et al. D9/521
- D. 396,191 * 7/1998 Kuzma et al. D9/558
- D. 398,238 * 9/1998 Bertolini et al. D9/520
- D. 409,920 * 5/1999 Fenton et al. D9/521
- D. 411,454 * 6/1999 Fenton et al. D9/521
- D. 411,455 * 6/1999 Fenton et al. D9/521
- D. 411,456 * 6/1999 Mast et al. D9/521
- D. 412,666 * 8/1999 Fenton et al. D9/529
- D. 415,029 * 10/1999 Fenton et al. D9/520
- D. 427,072 * 6/2000 Gaffney et al. D9/520
- D. 429,158 * 8/2000 Weber D9/521
- 5,954,231 * 9/1999 Durliat et al. 215/206

* cited by examiner

Primary Examiner—Ted Shooman

Assistant Examiner—Carol Rademaker

(74) *Attorney, Agent, or Firm*—Harpman & Harpman

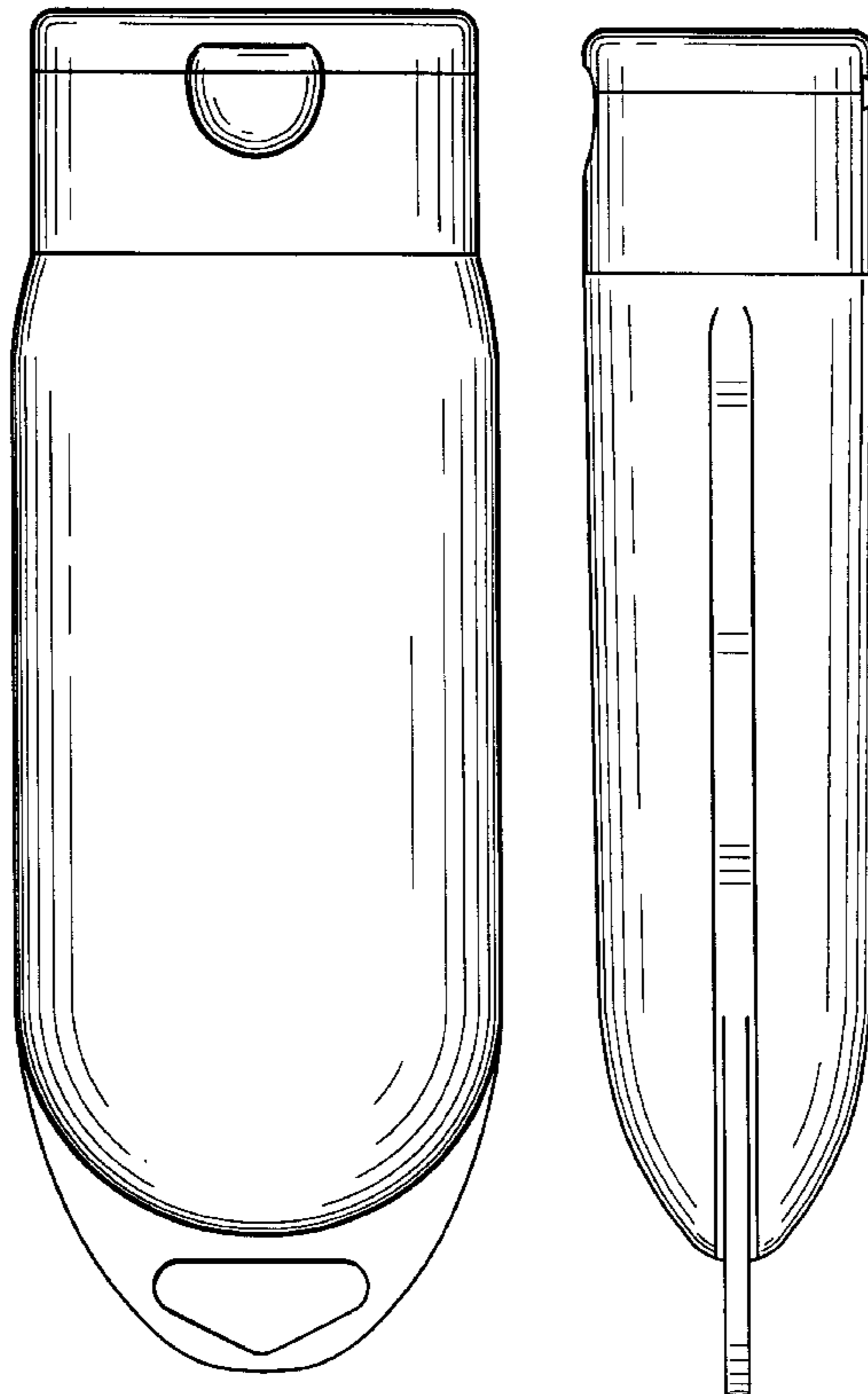
(57) **CLAIM**

The ornamental design for a bottle, as shown and described.

DESCRIPTION

FIG. 1 is a front elevation thereof;
FIG. 2 is a right side elevational view thereof;
FIG. 3 is a rear elevation thereof;
FIG. 4 is a left side elevational view thereof;
FIG. 5 is a top plan view thereof; and,
FIG. 6 is a bottom plan view thereof.

1 Claim, 3 Drawing Sheets



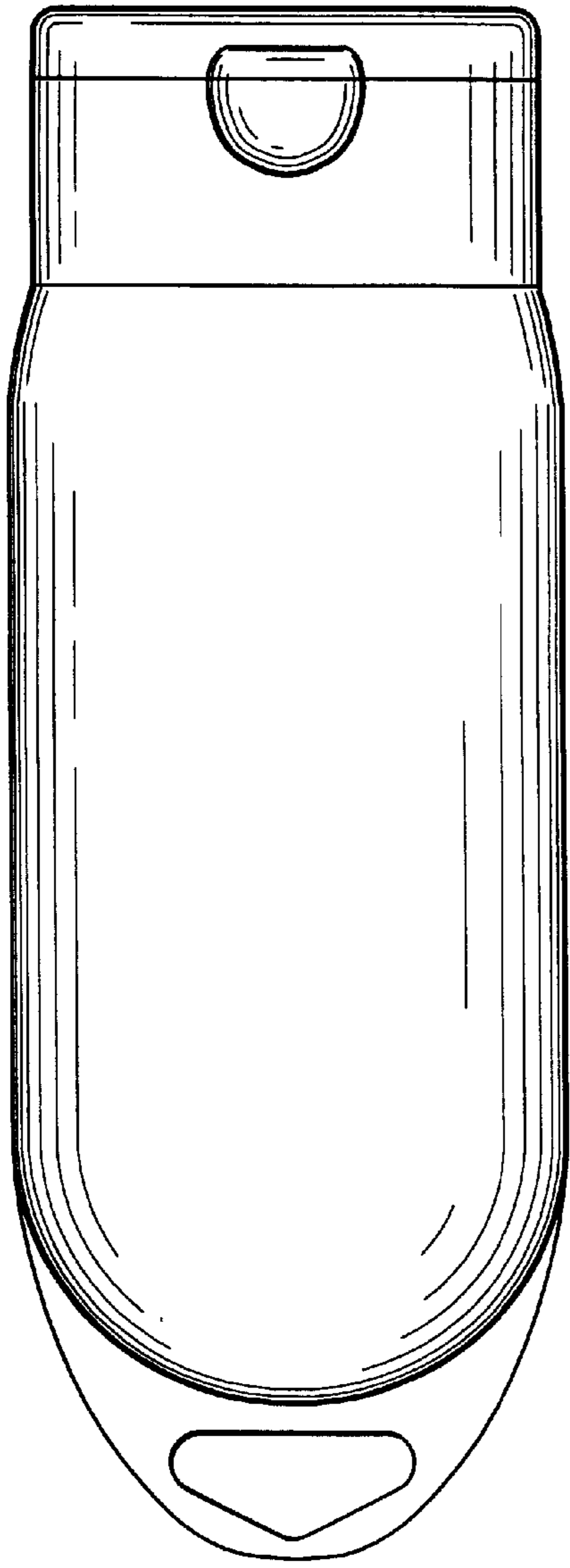


Fig. 1

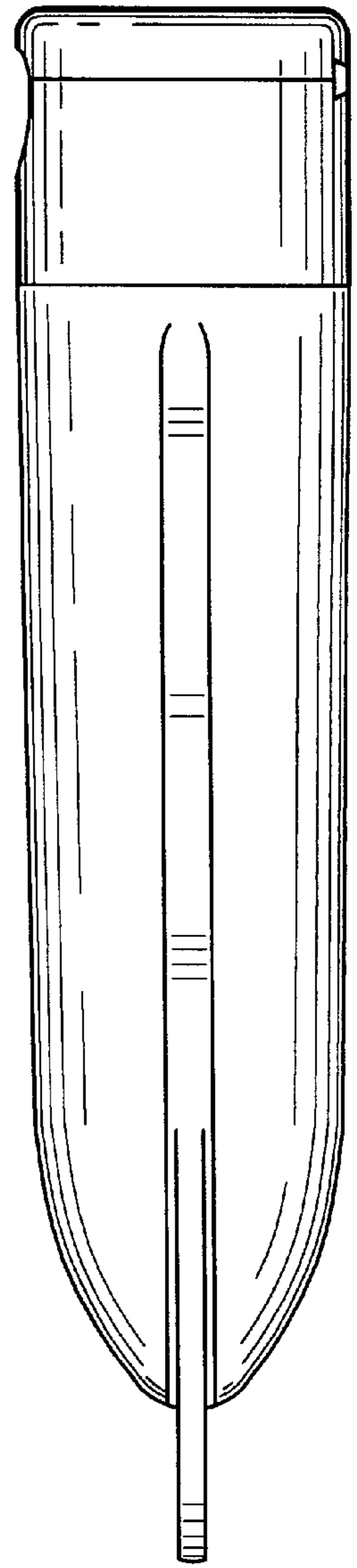


Fig. 2




Fig. 3

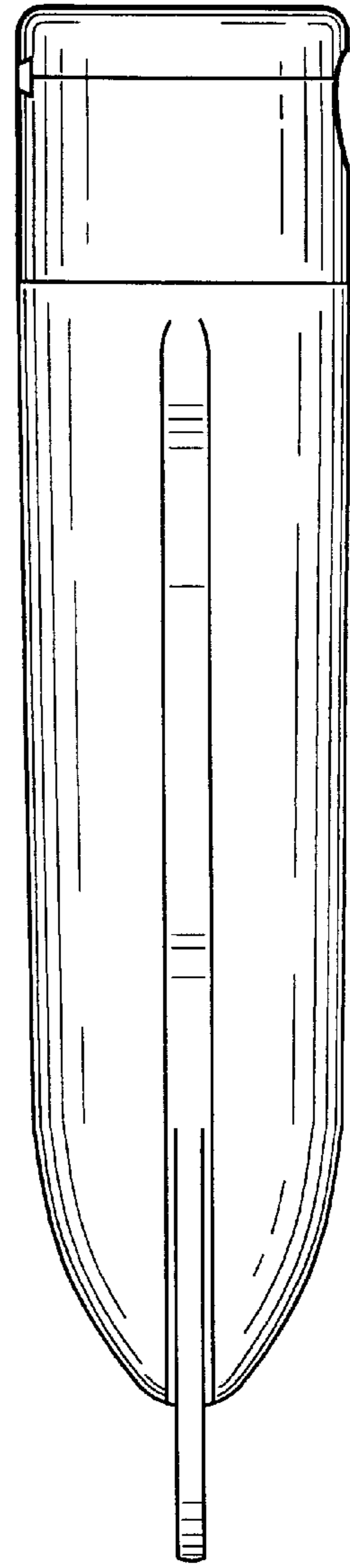


Fig. 4

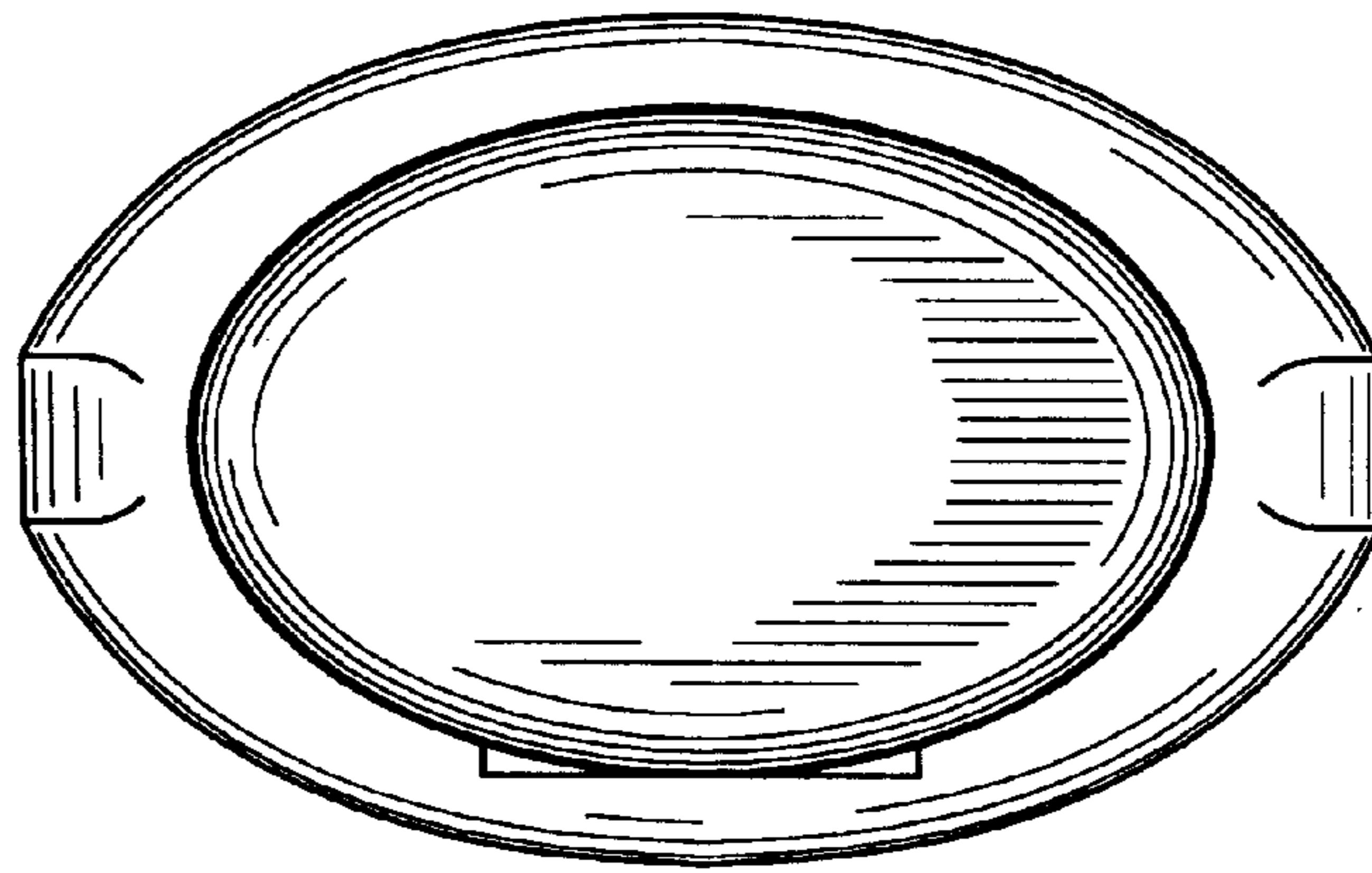


Fig. 5

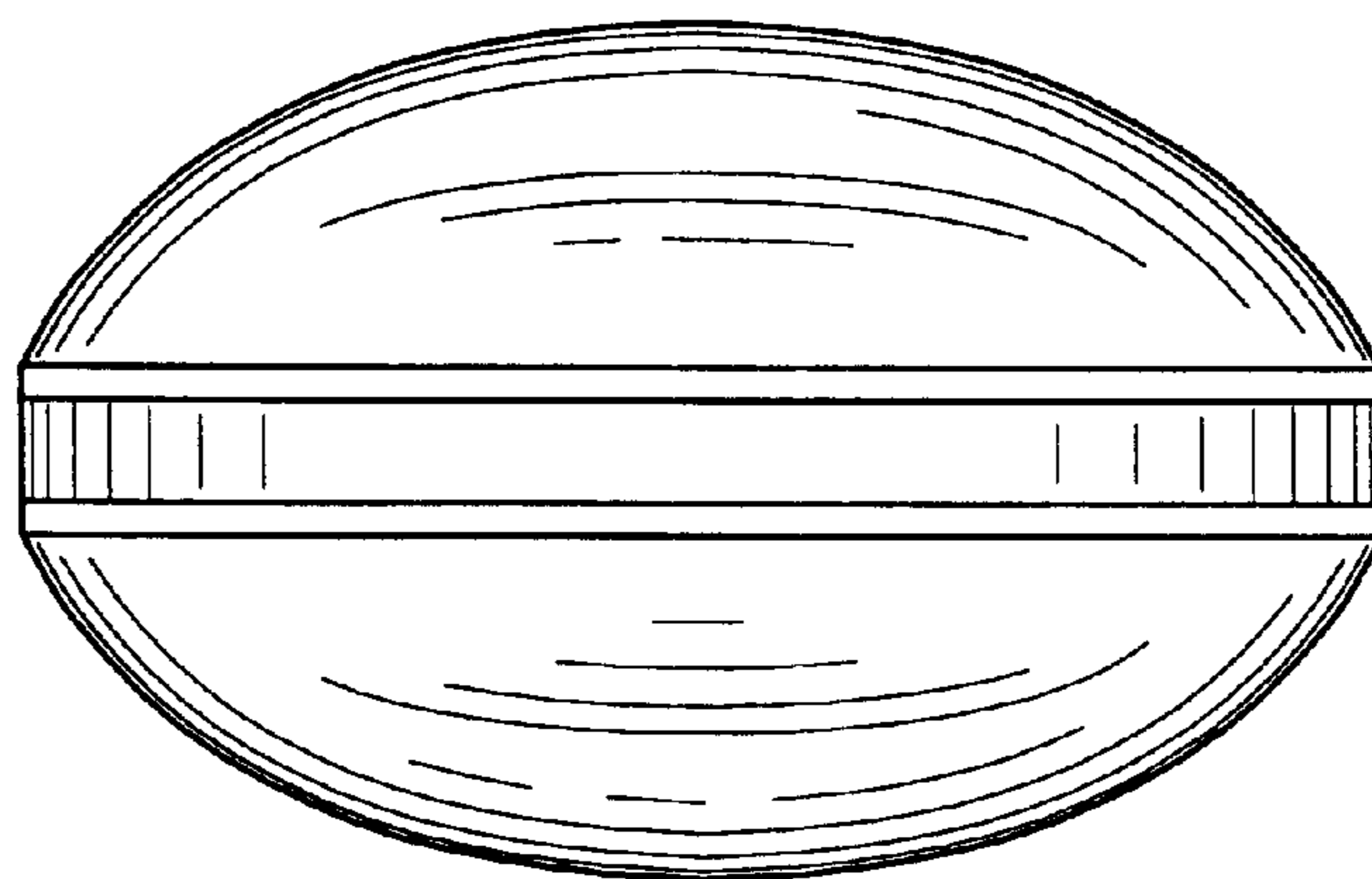


Fig. 6