



US00D443818S

(12) **United States Design Patent**
Jones

(10) **Patent No.:** **US D443,818 S**

(45) **Date of Patent:** **** Jun. 19, 2001**

(54) **CANDY DISPENSING DEVICE**

(76) Inventor: **Robin Jones**, 14234 Cypress Meadow,
Cypress, TX (US) 77429

(**) Term: **14 Years**

(21) Appl. No.: **29/124,067**

(22) Filed: **May 30, 2000**

(51) **LOC (7) Cl.** **09-03**

(52) **U.S. Cl.** **D9/339; D9/311; D11/160;**
D7/599; D6/515

(58) **Field of Search** D6/515, 517; D7/590,
D7/595, 599; D11/157, 158, 160; 221/45,
282, 284; 222/173, 105; D9/311, 339

(56) **References Cited**

U.S. PATENT DOCUMENTS

D. 350,304	*	9/1994	Oliver et al.	D11/160
D. 351,814	*	10/1994	Young, Sr. et al.	D11/160
D. 387,009	*	12/1997	Rizidis et al.	D11/160
D. 425,901	*	5/2000	Augusta	D11/160 X
1,859,635		5/1932	Rose	.	
1,879,298		9/1932	Kayser	.	

3,651,598	*	3/1972	Lang	D11/160 X
4,295,579		10/1981	Haas	.	
4,311,251		1/1982	Sternberg	.	
4,966,305		10/1990	Hinterreiter	.	
5,178,298		1/1993	Allina	.	
5,191,995		3/1993	McDonald	.	
5,566,857		10/1996	Rothman	.	

* cited by examiner

Primary Examiner—Brian N. Vinson

(74) *Attorney, Agent, or Firm*—William P. Jensen, Esq.;
Shook, Hardy & Bacon, LLP

(57) **CLAIM**

The ornamental design for a candy dispensing device, as shown and described.

DESCRIPTION

FIG. 1 is a front view of a candy dispensing device;
FIG. 2 is a rear view thereof;
FIG. 3 is a top plan view thereof;
FIG. 4 is a bottom plan view thereof;
FIG. 5 is a right profile view thereof; and,
FIG. 6 is a left profile view thereof.

1 Claim, 4 Drawing Sheets

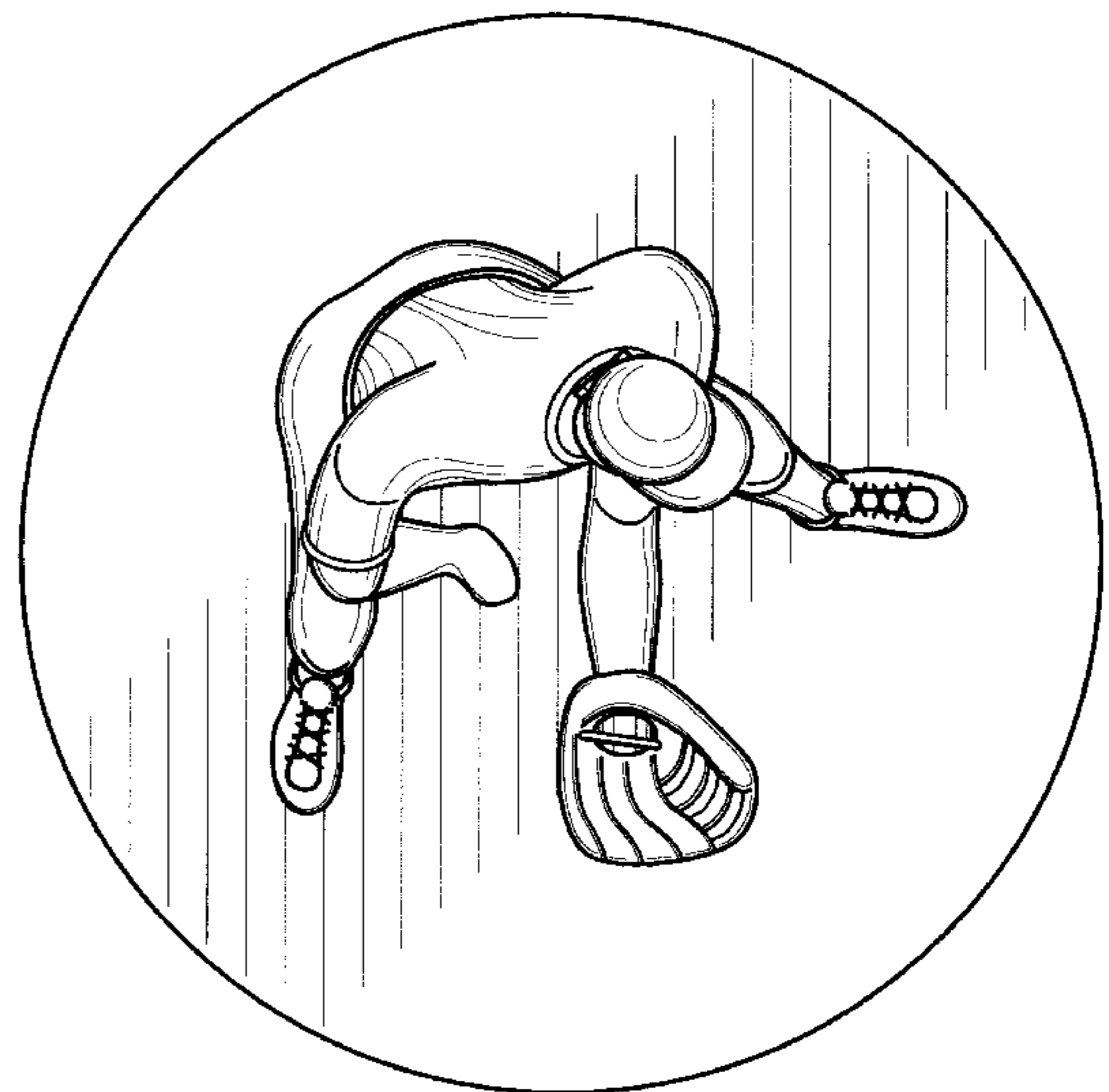



FIG. 1




FIG. 2




FIG. 3

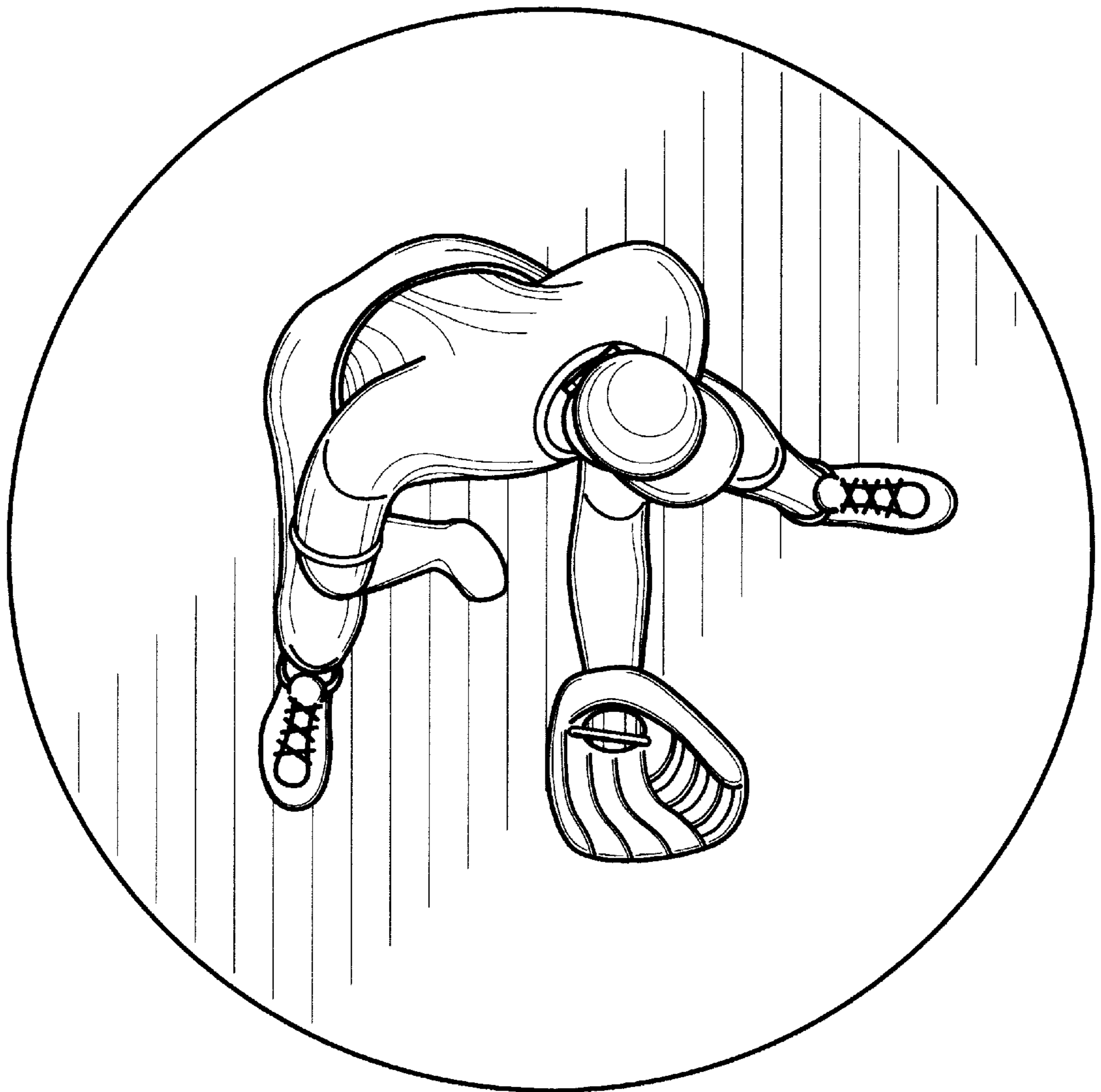


FIG. 4

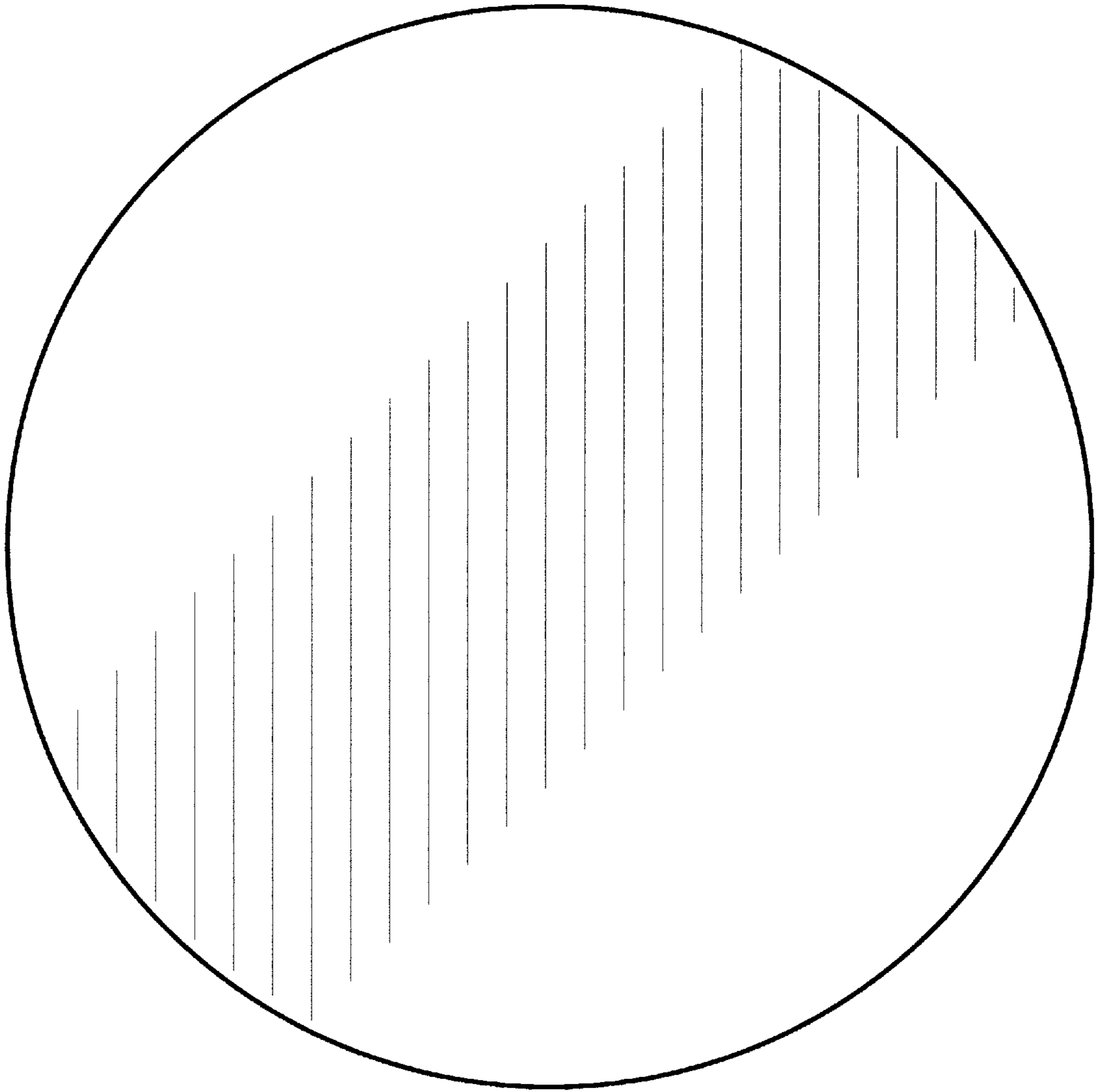


FIG. 5




FIG. 6

