



US00D443807S

(12) **United States Design Patent**
Okada

(10) **Patent No.:** **US D443,807 S**

(45) **Date of Patent:** **** Jun. 19, 2001**

(54) **CUTTER KNIFE**

(75) Inventor: **Shoji Okada**, Sakai (JP)

(73) Assignee: **Olfa Corporation** (JP)

(**) Term: **14 Years**

(21) Appl. No.: **29/121,660**

(22) Filed: **Apr. 10, 2000**

(30) **Foreign Application Priority Data**

Nov. 10, 1999 (JP) 11-031221

(51) **LOC (7) Cl.** **08-03**

(52) **U.S. Cl.** **D8/99; D8/98**

(58) **Field of Search** **D8/98, 99; 30/125,**
30/162, 320, 329, 335, 337

(56) **References Cited**

U.S. PATENT DOCUMENTS

D. 347,563	*	6/1994	Okada	D8/99
D. 354,900	*	1/1995	Hirai	D8/99
D. 386,959	*	12/1997	Okada	D8/99
D. 392,173	*	3/1998	Okada	D8/99
D. 398,829	*	9/1998	Okada	D8/99
D. 399,114	*	10/1998	Okada	D8/99
D. 412,822	*	8/1999	Gilbert et al.	D8/99
5,502,896	*	4/1996	Chen	30/162

OTHER PUBLICATIONS

“Olfa Product Guide”, catalogue No. 97, issued Dec., 1996.

“Olfa Product Guide”, catalogue No. 104, issued Dec., 1996.

* cited by examiner

Primary Examiner—Philip S. Hyder

(74) *Attorney, Agent, or Firm*—Ostrolenk, Faber, Gerb & Soffen, LLP

(57) **CLAIM**

The ornamental design for a cutter knife, as shown and described.

DESCRIPTION

FIG. 1 is a front view of a cutter knife showing my new design;

FIG. 2 is a rear view thereof;

FIG. 3 is a top plan view thereof;

FIG. 4 is a bottom plan view thereof;

FIG. 5 is a left end view thereof;

FIG. 6 is a right end view thereof;

FIG. 7 is a perspective view from its front side;

FIG. 8 is a perspective view from its rear side; and,

FIG. 9 is a perspective view from its rear side wherein the reservoir lid is opened.

1 Claim, 9 Drawing Sheets





FIG. 1



F i g . 2




FIG. 3




Fig. 4




FIG. 5




FIG. 6




Fig. 7




FIG. 8




Fig. 9

