



US00D443797S

(12) **United States Design Patent**
Verbeek

(10) **Patent No.:** **US D443,797 S**

(45) **Date of Patent:** **** Jun. 19, 2001**

(54) **TABLE BIN**

(75) **Inventor:** **Antonius Johannes Verbeek,**
Valkenswaard (NL)

(73) **Assignee:** **Brabantia Nederland B.V. (NL)**

(**) **Term:** **14 Years**

(21) **Appl. No.:** **29/122,415**

(22) **Filed:** **Apr. 26, 2000**

(30) **Foreign Application Priority Data**

Oct. 27, 1999 (BX) 76325-10

(51) **LOC (7) Cl.** **07-01**

(52) **U.S. Cl.** **D7/615**

(58) **Field of Search** D7/612-615, 601,
D7/602, 629; D9/414, 424, 428; D27/190;
206/216, 217, 223, 242, 265, 316.1, 427,
457; 220/568, 569, 592.27, 592.16, 495.03,
376, 675, 908

(56) **References Cited**

U.S. PATENT DOCUMENTS

D. 252,178 * 6/1979 Christian D7/629

D. 397,586 * 9/1998 Bowers D7/615
D. 412,373 * 7/1999 Krawec et al. D27/190
2,147,263 * 2/1939 Mills 220/366.1

OTHER PUBLICATIONS

Chef's Catalog, p. 35, canisters, top, right corner, Jun. 1997.*

* cited by examiner

Primary Examiner—Terry A. Wallace

(74) *Attorney, Agent, or Firm*—Leydig, Voit & Mayer, Ltd.;
John M. Augustyn

(57) **CLAIM**


The ornamental design for a table bin, as shown and described.

DESCRIPTION

FIG. 1 is a side elevational view of a table bin;
FIG. 2 is a top plan view thereof; and,
FIG. 3 is a bottom plan view thereof.

The other side elevational view thereof is symmetrical to the side elevational view shown in FIG. 1.

1 Claim, 1 Drawing Sheet






Fig. 1




Fig. 2




Fig. 3