



US00D443796S

(12) **United States Design Patent**
Lin

(10) **Patent No.:** **US D443,796 S**

(45) **Date of Patent:** **** Jun. 19, 2001**

(54) **OPEN HANDLE VACUUM INSULATED
COFFEE MUG WITH DOCKING STATION**

(76) **Inventor:** **Shin-Shuoh Lin**, 27022 Falling Leaf
Dr., Laguna Hills, CA (US) 92653

(**) **Term:** **14 Years**

(21) **Appl. No.:** **29/135,763**

(22) **Filed:** **Jan. 19, 2001**

(51) **LOC (7) Cl.** **07-01**

(52) **U.S. Cl.** **D7/510; D7/511; D7/533**

(58) **Field of Search** D7/509, 510, 511,
D7/536, 533, 507, 622; D12/414, 415;
222/714, 715, 23.86, 713, 703; 215/256,
255, 376, 396; 229/400; 220/631, 737;
294/27.1, 31.2

(56) **References Cited**

U.S. PATENT DOCUMENTS

D. 346,933	5/1994	Denny et al. .	
D. 362,156	9/1995	Goto et al. .	
D. 362,369	9/1995	Bridges .	
D. 363,641	* 10/1995	Goto et al.	D7/511
D. 372,838	8/1996	Feltman et al. .	
D. 372,839	* 8/1996	Laib	D7/536
D. 373,051	8/1996	Kramer et al. .	
D. 382,174	* 8/1997	Grimm	D7/510
D. 386,948	* 12/1997	Wissinger	D7/533
D. 396,777	* 8/1998	Inoue	D7/511
D. 398,187	* 9/1998	Parker	D7/510
D. 398,815	* 9/1998	Hatsumoto et al.	D7/533
D. 404,613	* 1/1999	Hatsumoto et al.	D7/510

D. 406,011	* 2/1999	Hatsumoto et al.	D7/510
D. 410,174	* 5/1999	Sheu	D7/510
D. 411,713	6/1999	Bridges .	
D. 416,757	11/1999	Ginuntoli .	
D. 418,013	* 12/1999	Fujii	D7/510
D. 420,254	* 2/2000	Park	D7/510
D. 425,758	12/1999	Kelly-Pollet .	
D. 428,769	* 8/2000	Mensch et al.	D7/533
D. 429,959	* 8/2000	Otake	D7/510
D. 431,159	* 9/2000	Otake	D7/510
D. 436,294	* 1/2001	Marck	D7/511
D. 437,187	* 2/2001	Cheng	D7/622
D. 438,429	* 3/2001	Otake	D7/510
5,249,703	10/1993	Karp .	
5,918,761	7/1999	Wissinger .	

* cited by examiner

Primary Examiner—M. N. Pandozzi

(74) *Attorney, Agent, or Firm*—Gordon K. Anderson

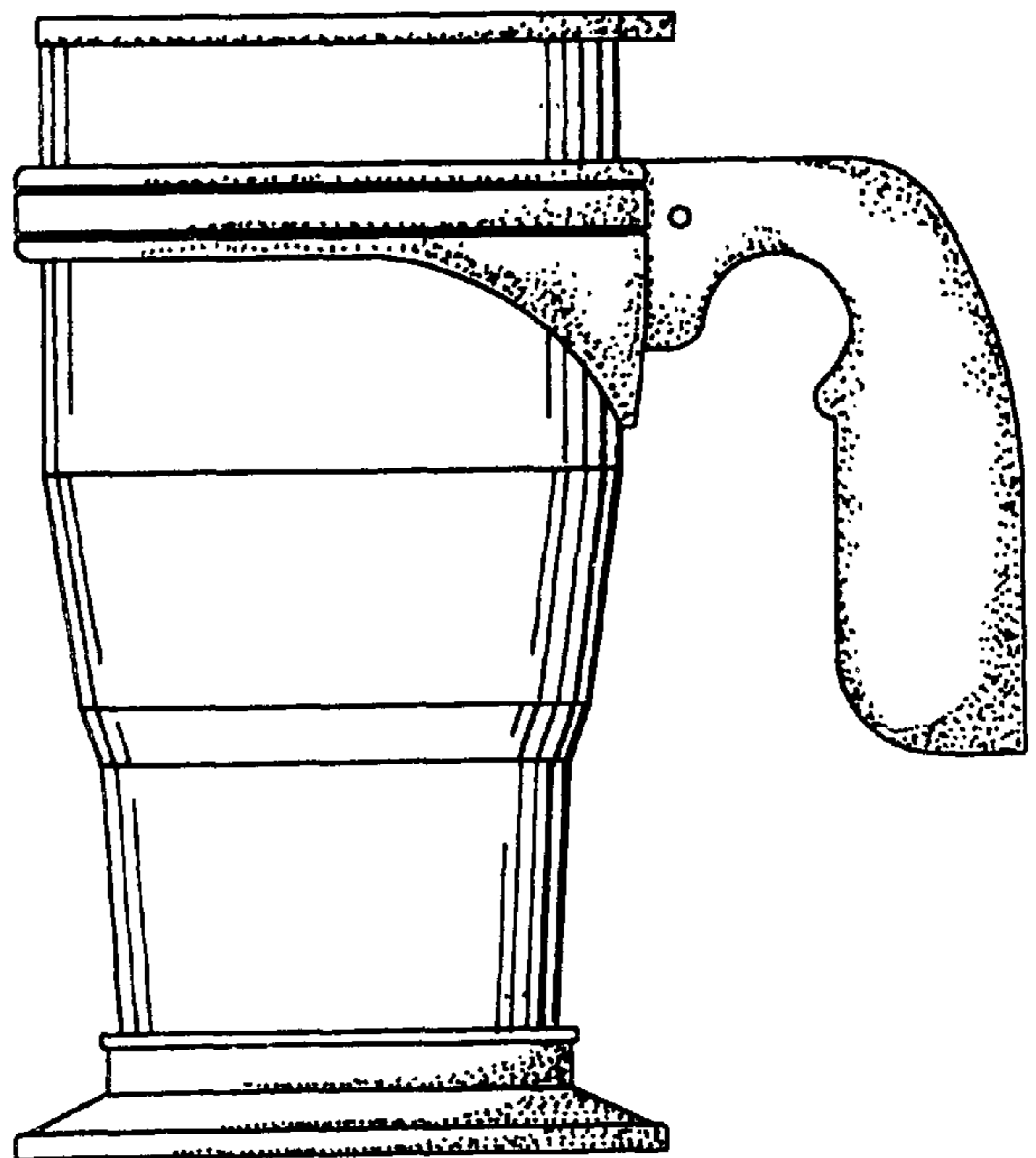

(57) **CLAIM**

The ornamental design for a open handle vacuum insulated coffee mug with docking station, as shown and described.

DESCRIPTION

FIG. 1 is a perspective view of a open handle vacuum insulated coffee mug with docking station my new design; FIG. 2 is a right side elevation view thereof; FIG. 3 is a front elevation view thereof; FIG. 4 is a rear elevation view thereof; FIG. 5 is a left side elevation view thereof; FIG. 6 is a top plan view thereof; and, FIG. 7 is a bottom plan view thereof;

1 Claim, 2 Drawing Sheets






FIG. 1

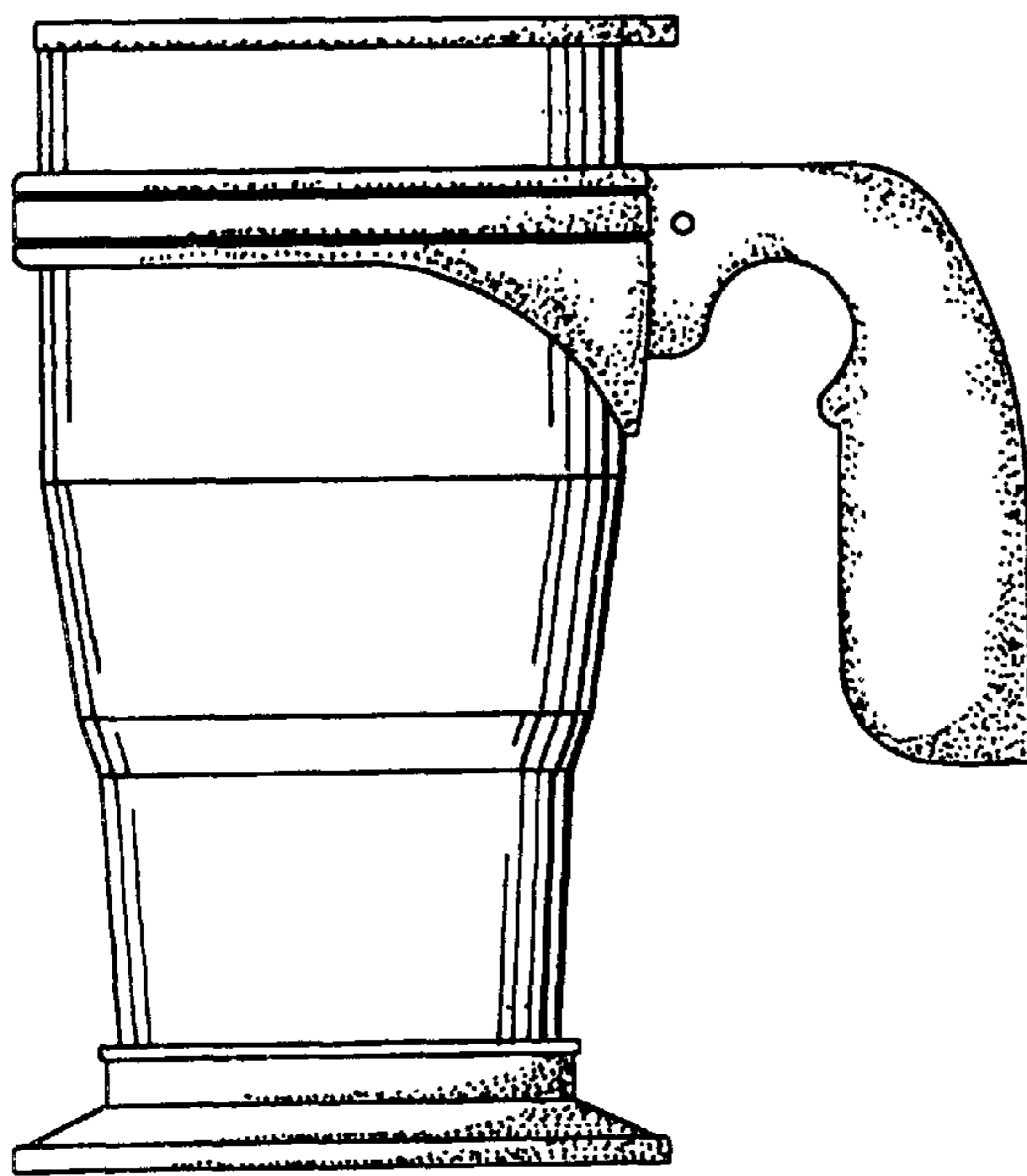


FIG. 2

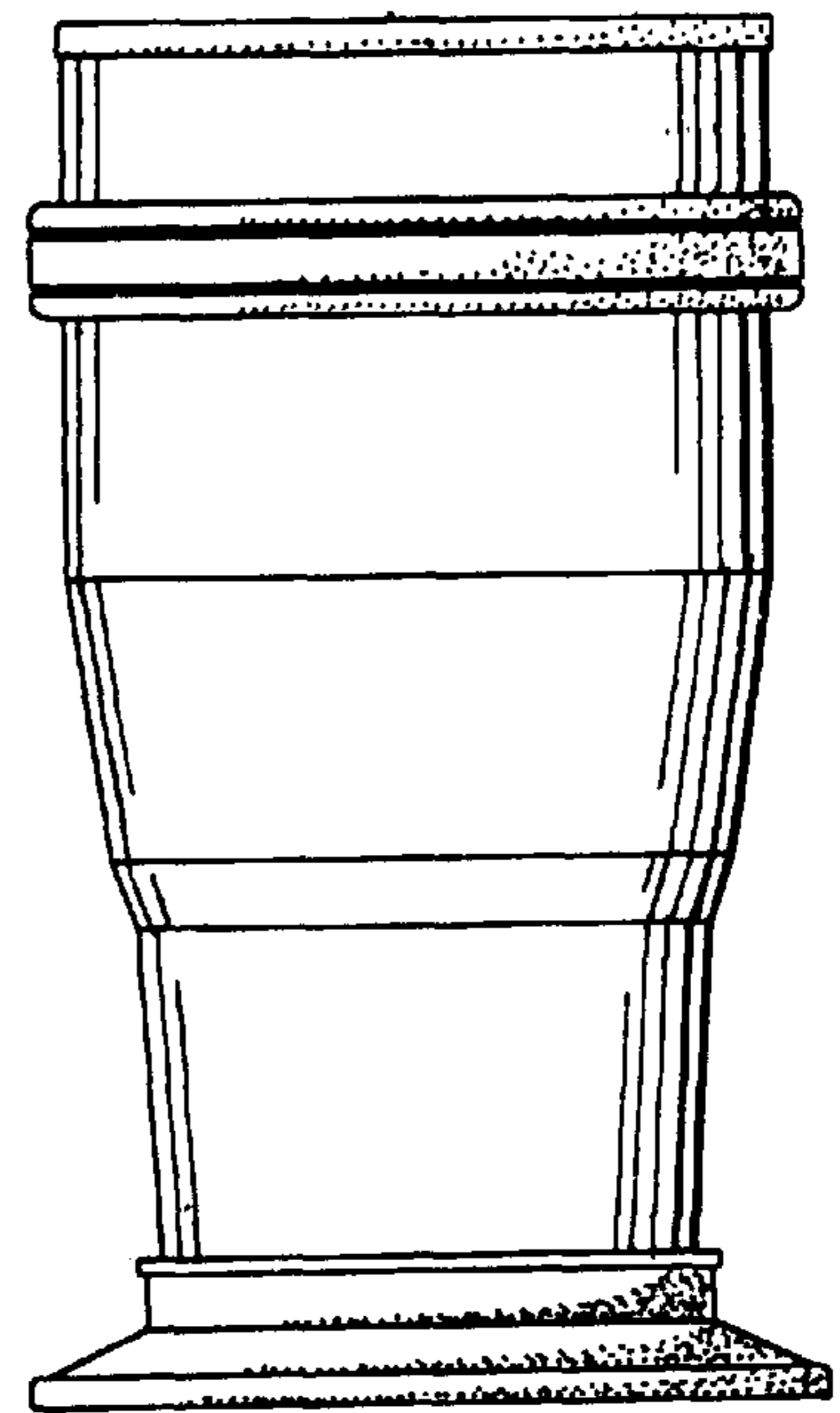


FIG. 3

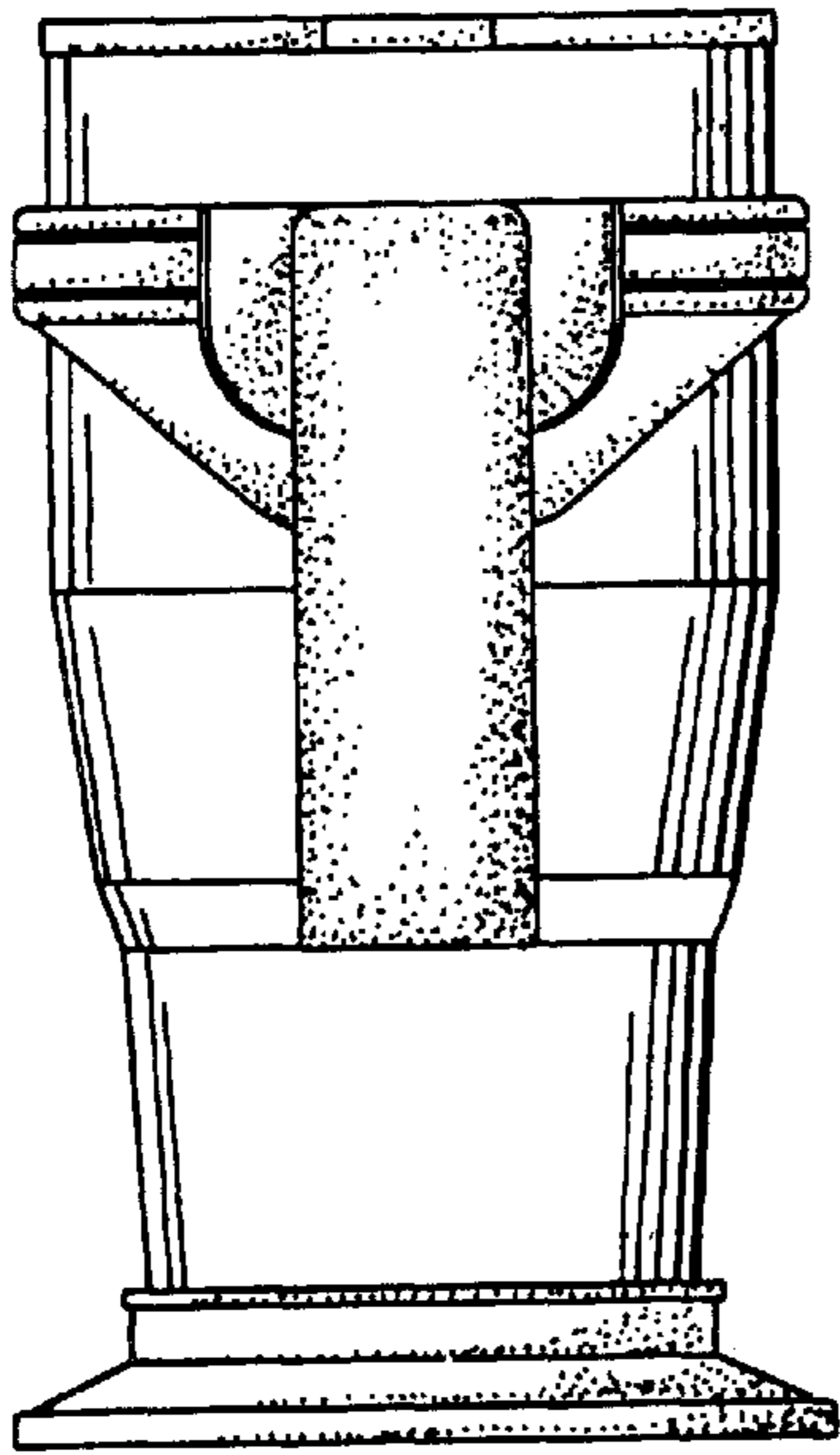


FIG. 4

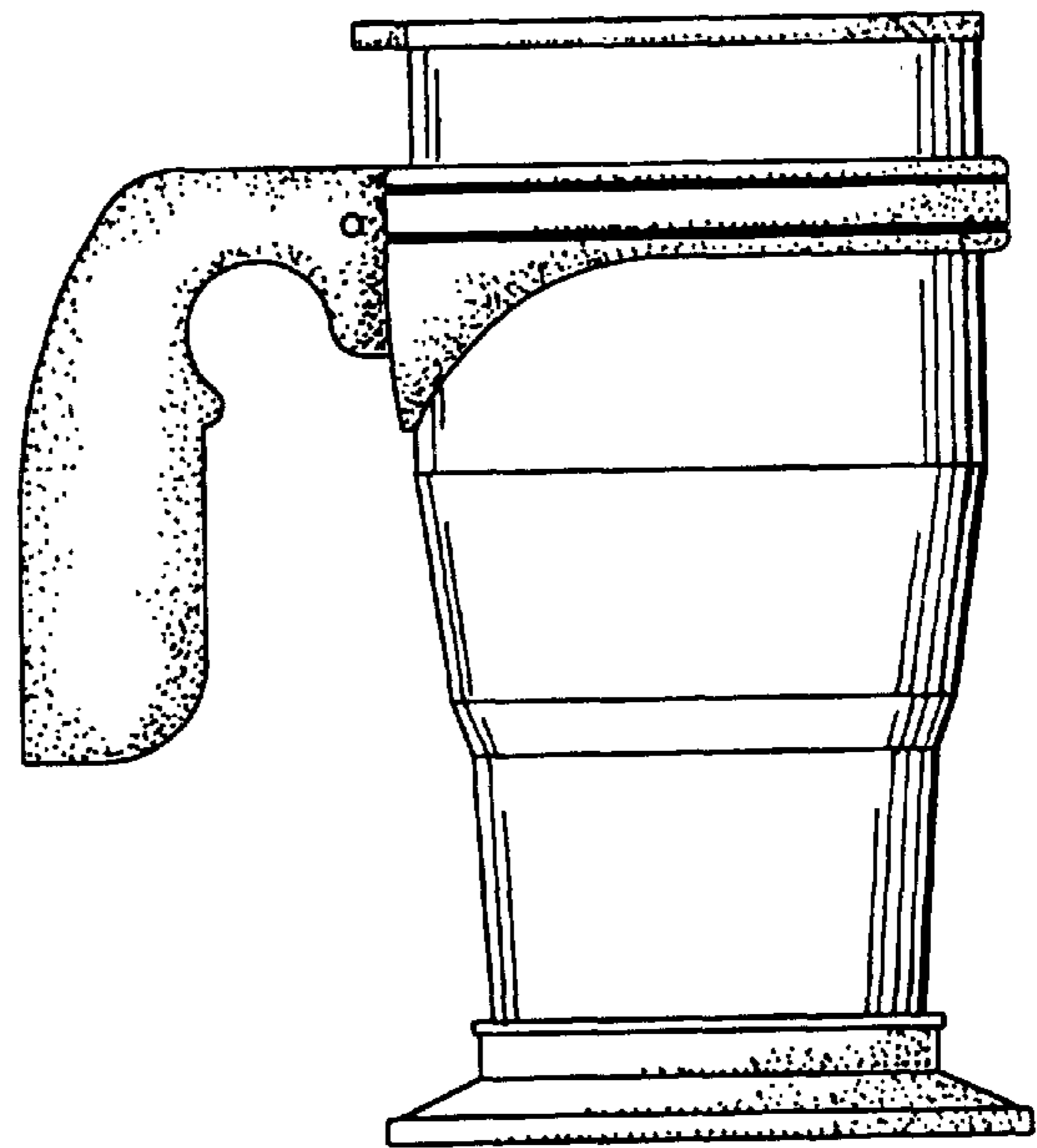


FIG. 5

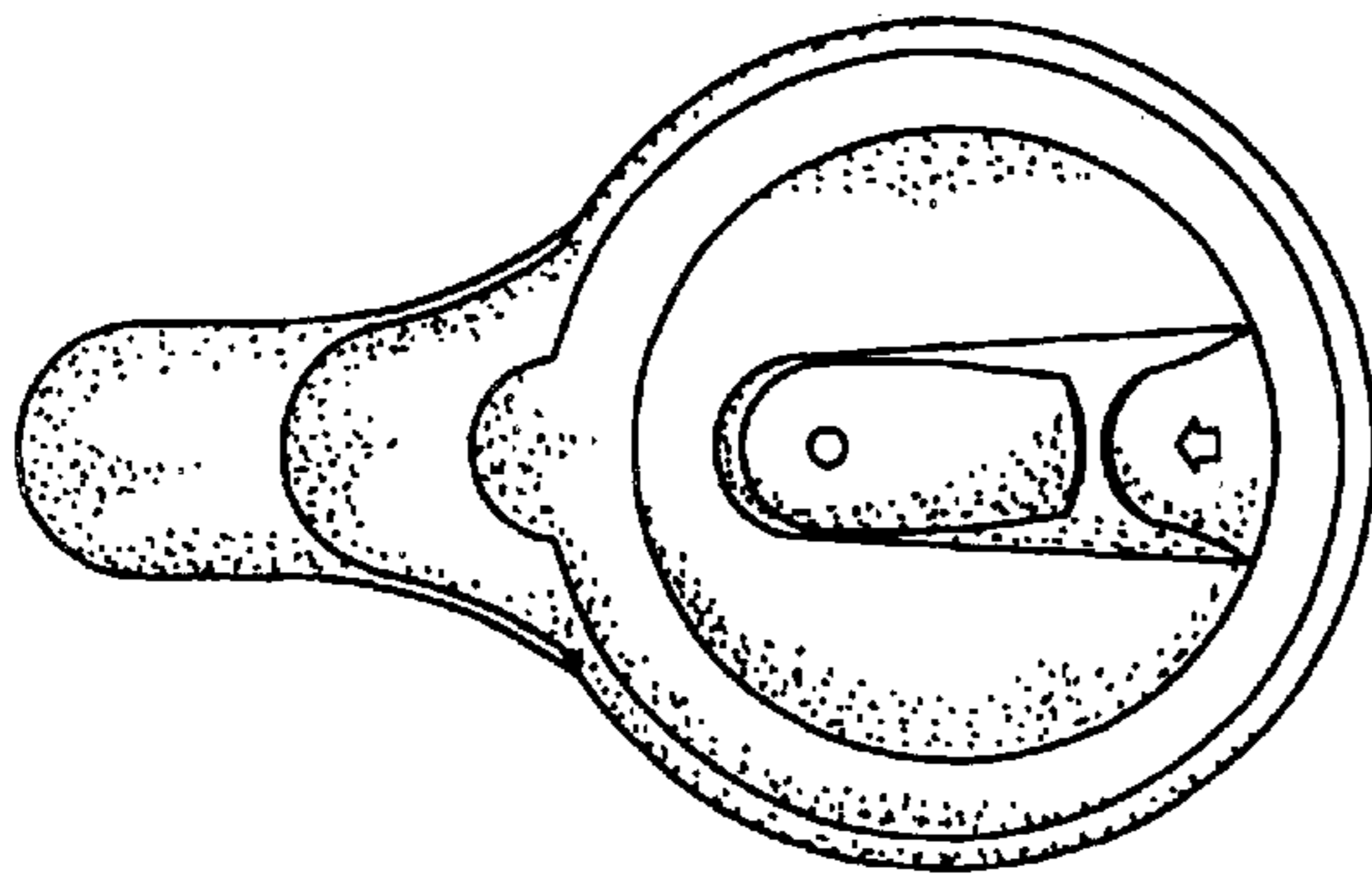


FIG. 6

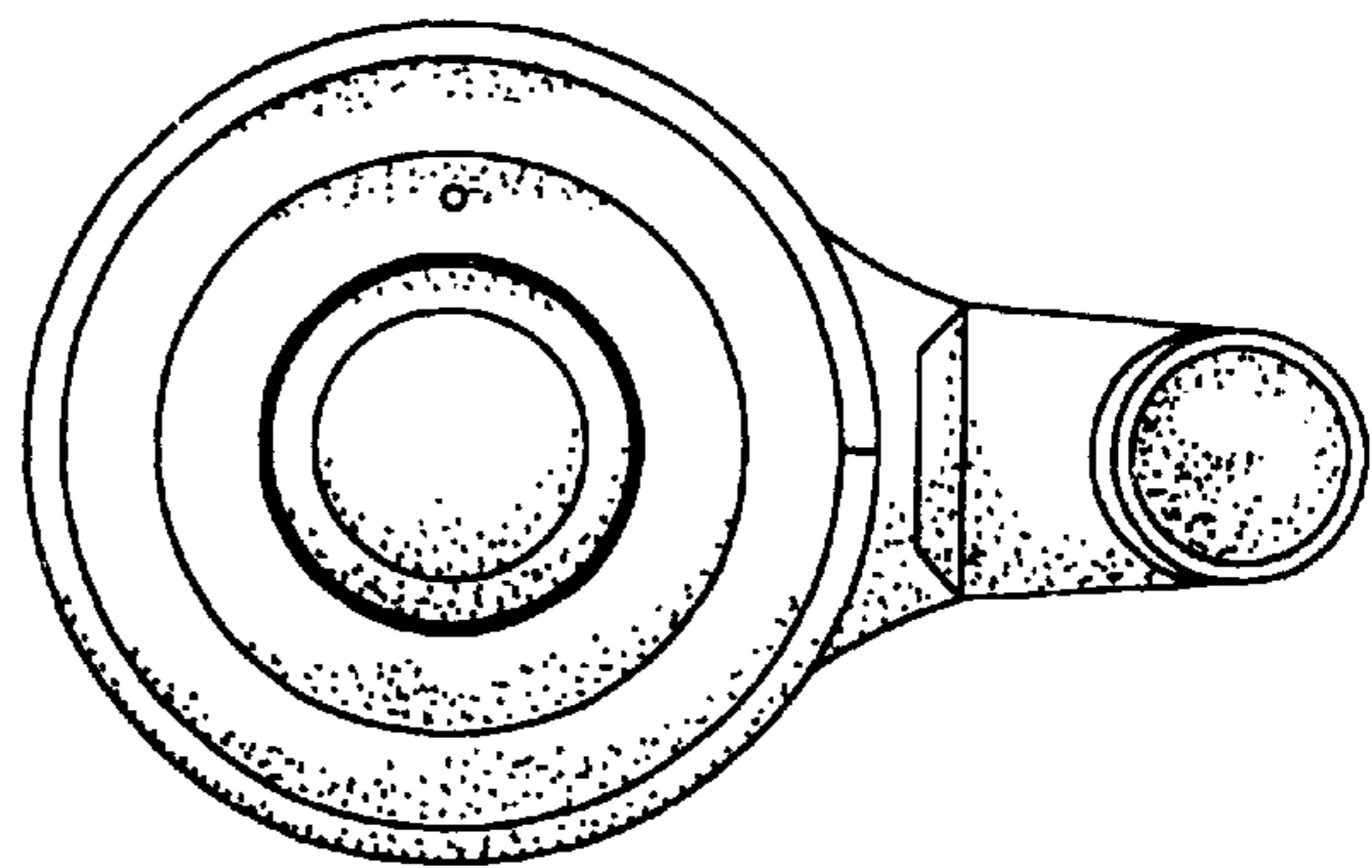


FIG. 7