



US00D443791S

(12) **United States Design Patent**
Martino

(10) **Patent No.:** **US D443,791 S**

(45) **Date of Patent:** **** Jun. 19, 2001**

(54) **DVD RACK**

(75) **Inventor:** **Paolo M. Martino**, Greenwich, CT
(US)

(73) **Assignee:** **Lilliam Vernon Corporation**, Rye, NY
(US)

(**) **Term:** **14 Years**

(21) **Appl. No.:** **29/131,095**

(22) **Filed:** **Oct. 13, 2000**

(51) **LOC (7) Cl.** **06-04**

(52) **U.S. Cl.** **D6/630; D6/465**

(58) **Field of Search** D6/407, 626-630,
D6/462-468, 450, 457, 473-476, 556-567,
570-572, 553; D32/55, 58; 211/40, 41.1,
41.2, 41.3, 41.4, 42, 41.12, 44, 41.18, 48,
181.1

(56) **References Cited**

U.S. PATENT DOCUMENTS

- D. 109,291 * 4/1938 Beyrle D6/473
- D. 238,029 * 12/1975 Howard D6/464 X
- D. 282,797 * 3/1986 Dixon D6/465
- D. 299,797 * 2/1989 Walter D6/479
- D. 319,741 * 9/1991 Sylvester D6/407
- D. 342,395 * 12/1993 Huang D6/407
- D. 343,533 * 1/1994 David D6/407
- D. 356,907 * 4/1995 Jernigan D6/463
- D. 365,243 * 12/1995 Kwa D6/629
- D. 370,137 * 5/1996 David D6/407
- D. 380,925 * 7/1997 Chu D6/630
- D. 381,548 * 7/1997 Goodman D6/630

- D. 394,980 * 6/1998 Goodman D6/630
- D. 396,985 * 8/1998 Burnett D6/630
- D. 397,903 * 9/1998 Dardashti D6/630
- D. 400,389 * 11/1998 Lu D6/629
- 1,652,114 * 12/1927 Gestrine 211/41.13 X
- 2,091,933 * 8/1937 Parkhurst 211/85
- 5,314,077 * 5/1994 Theosabrata 211/40
- 5,358,124 * 10/1994 Mueller 211/41.12

OTHER PUBLICATIONS

Pages from a German Patent, Gebrauchsmuster G 92 16 843.4, Apr. 15, 1993.*

* cited by examiner

Primary Examiner—Jeffrey Asch

(74) *Attorney, Agent, or Firm*—Salter & Michaelson

(57) **CLAIM**

The ornamental design for a DVD rack, as shown and described.

DESCRIPTION

FIG. 1 is a perspective view of a DVD rack showing my new design;

FIG. 2 is a front elevational view thereof;

FIG. 3 is a rear elevational view thereof;

FIG. 4 is a left side elevational view thereof;

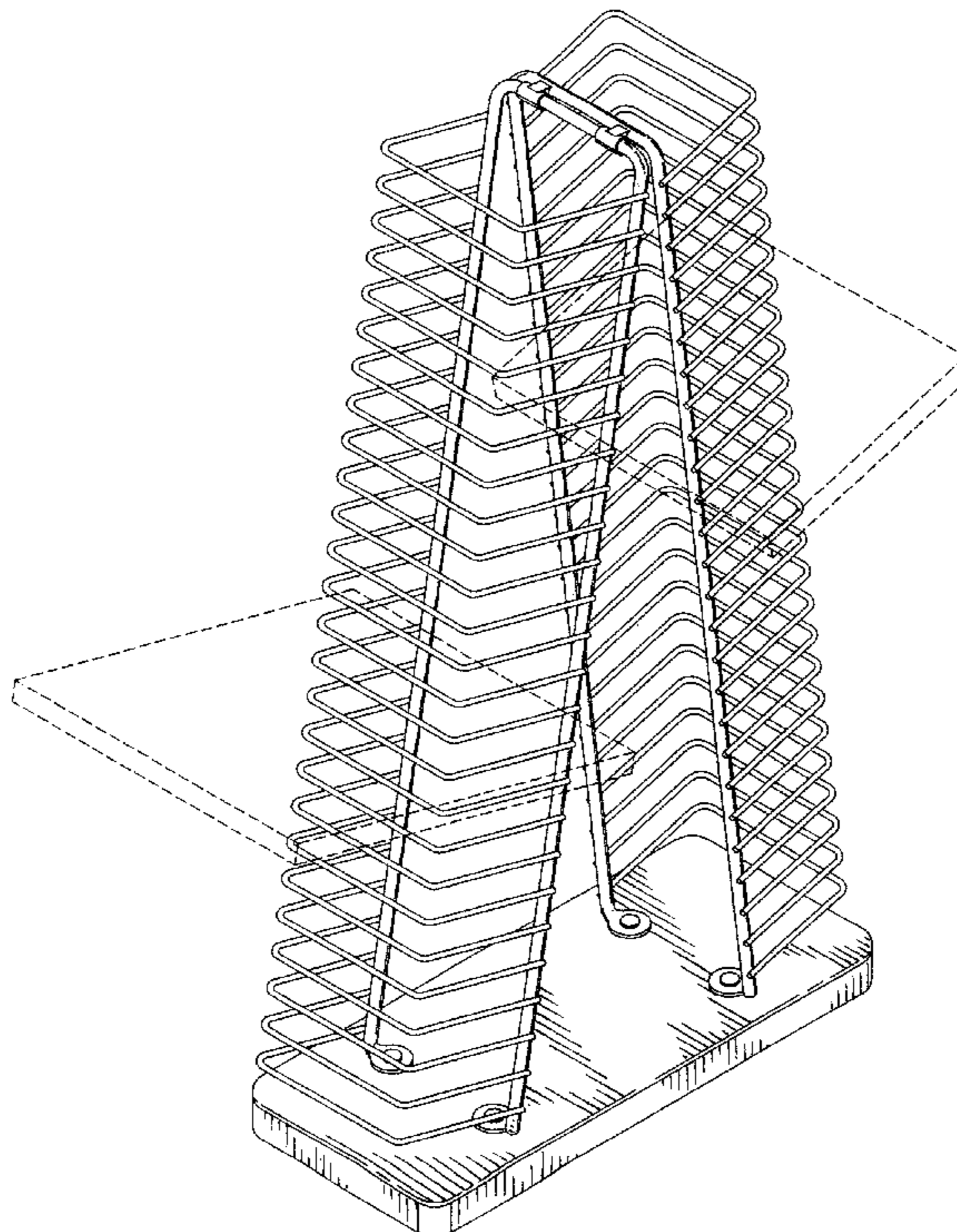
FIG. 5 is a right side elevational view thereof;

FIG. 6 is a top plan view thereof; and,

FIG. 7 is a bottom plan view thereof.

The broken-line portions in FIG. 1 are for information only and form no part of the instant design.

1 Claim, 5 Drawing Sheets



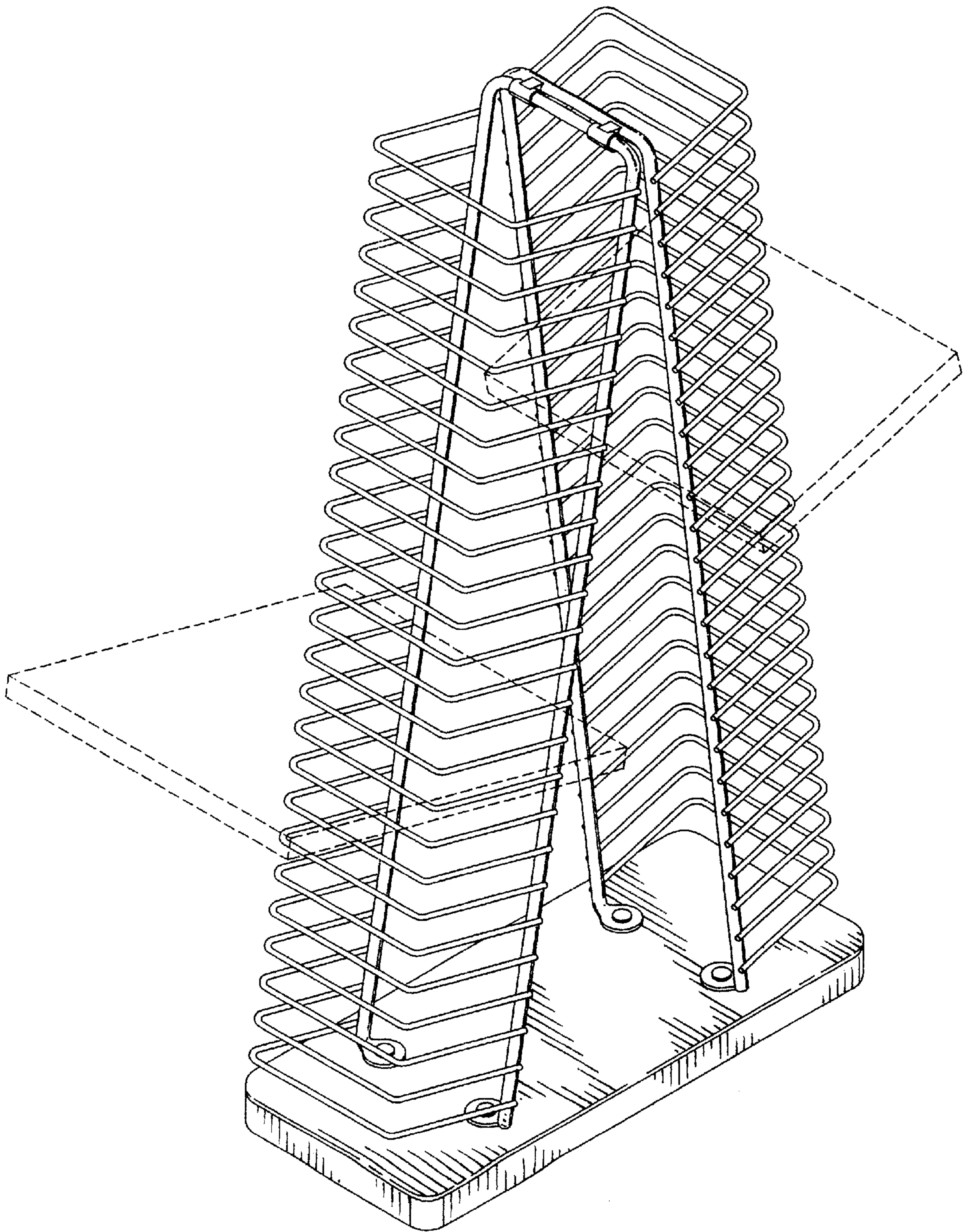


FIG. 1

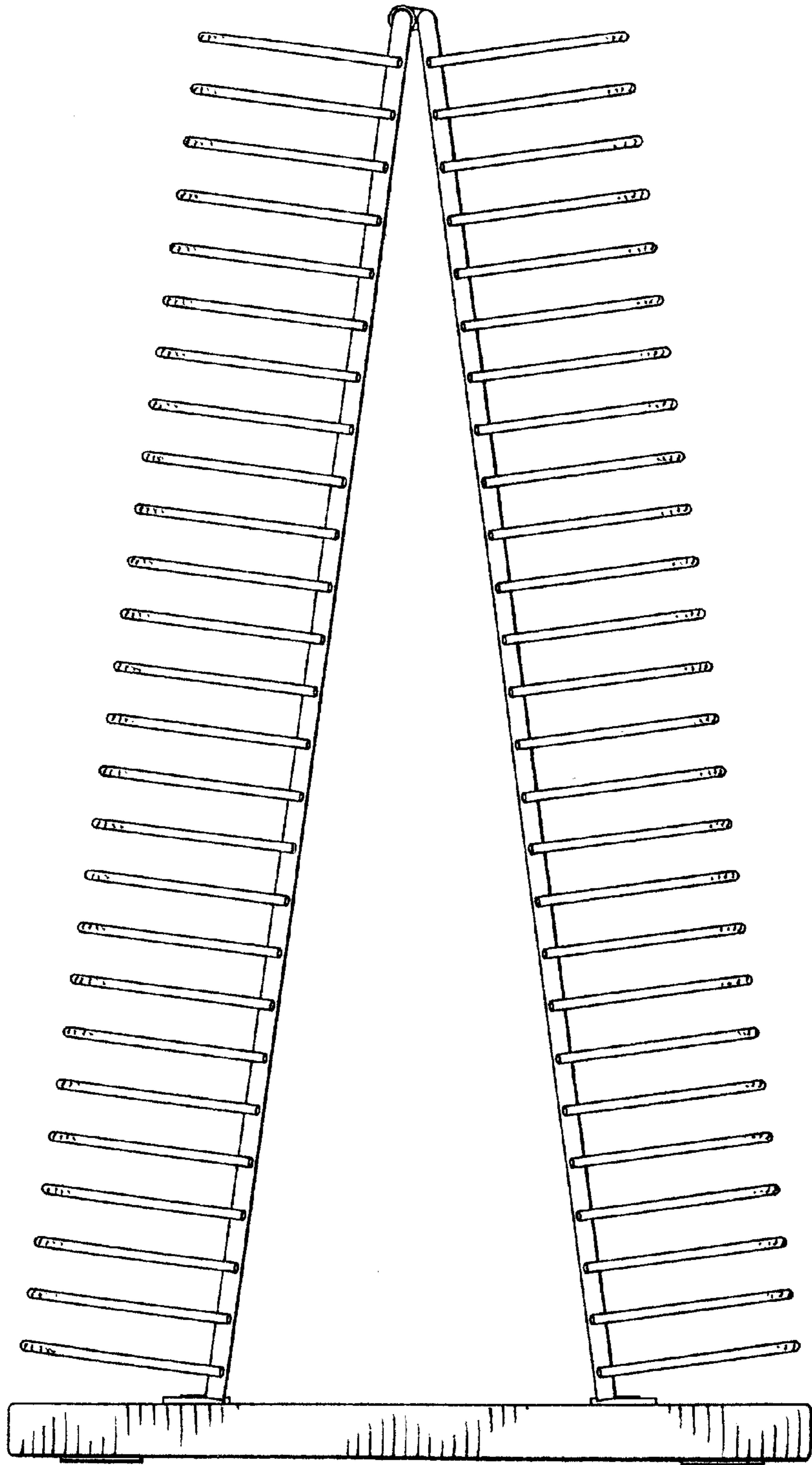


FIG. 2

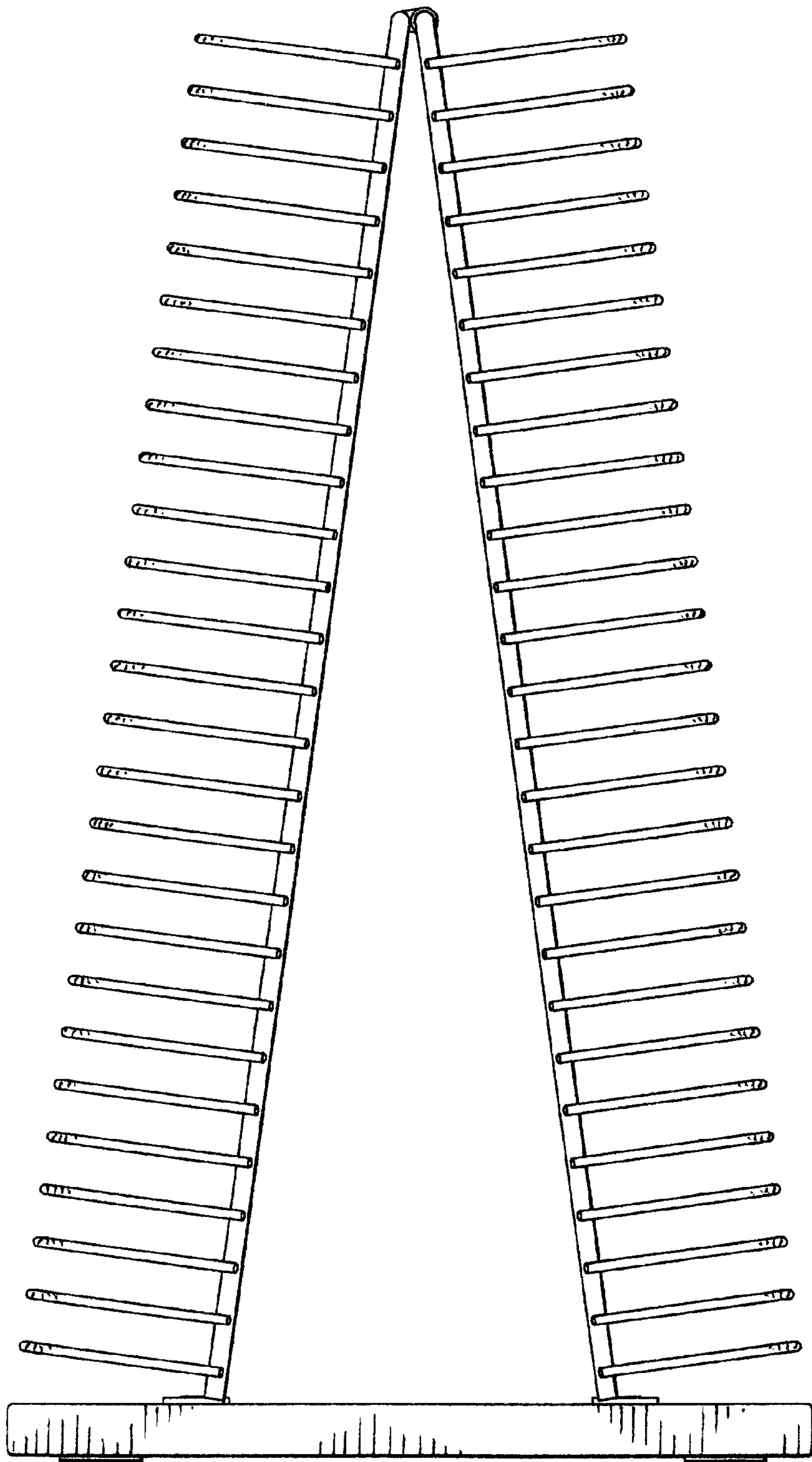


FIG. 3

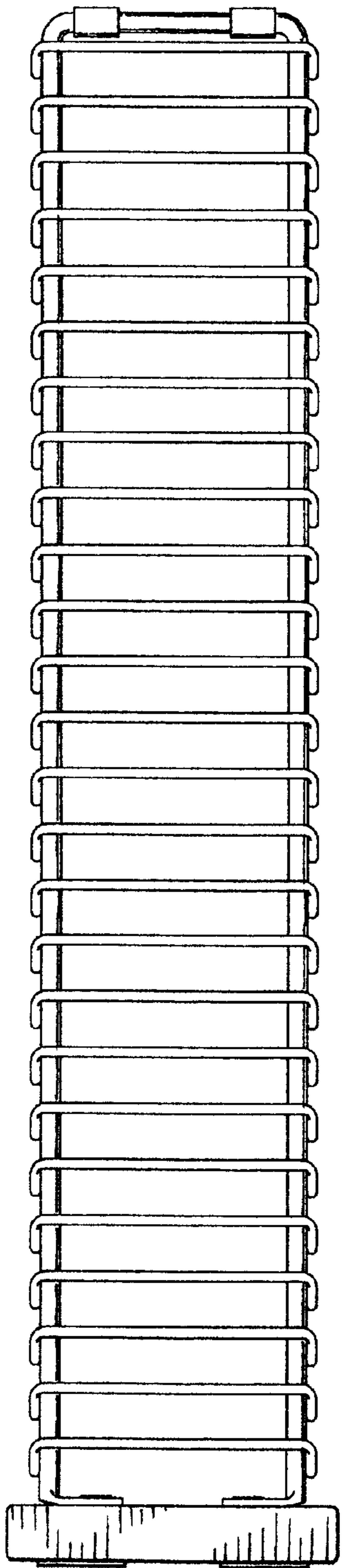


FIG. 4

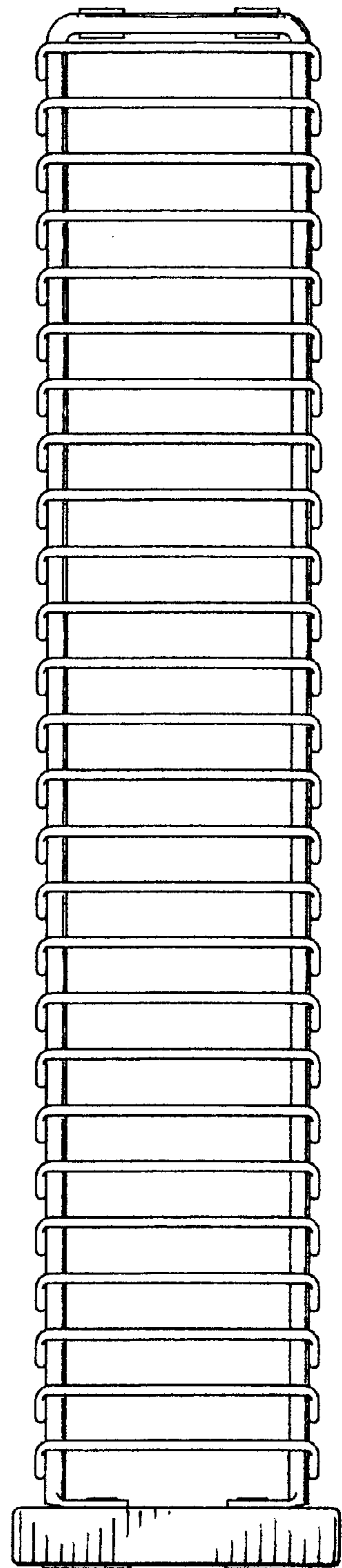


FIG. 5

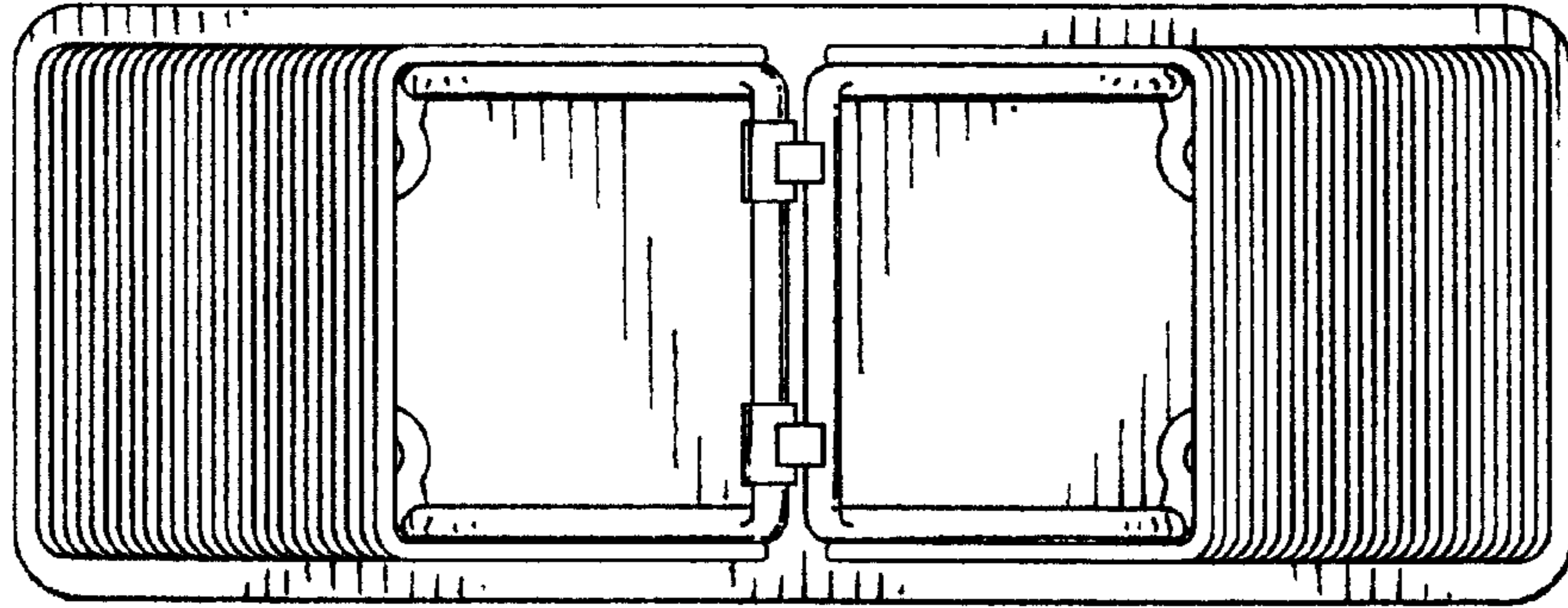


FIG. 6

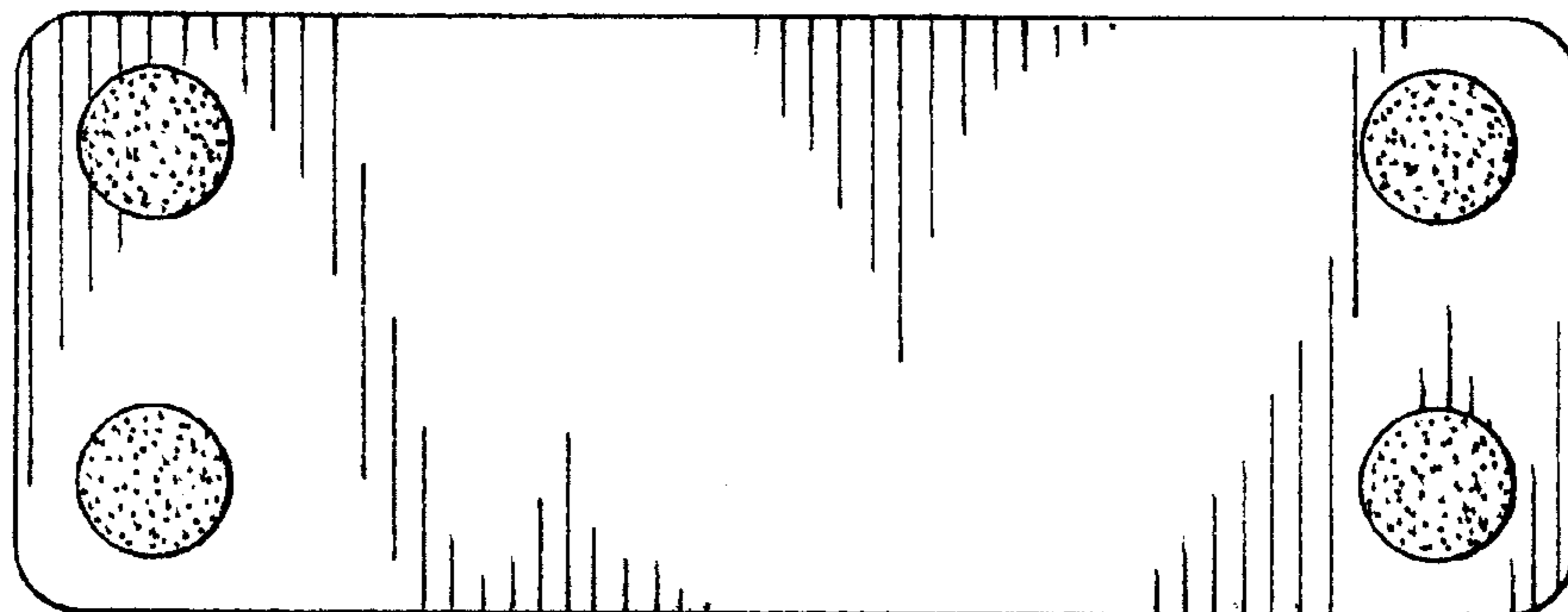


FIG. 7