



US00D443769S

(12) **United States Design Patent**
Tiffany, III et al.

(10) **Patent No.:** **US D443,769 S**

(45) **Date of Patent:** **** Jun. 19, 2001**

(54) **BENCH**

(76) Inventors: **H. Robert Tiffany, III; Barbara Yaseen Tiffany**, both of 27 Cafferty Rd., Point Pleasant, PA (US) 18950

(**) Term: **14 Years**

(21) Appl. No.: **29/122,472**

(22) Filed: **Apr. 27, 2000**

(51) **LOC (7) Cl.** **06-01**

(52) **U.S. Cl.** **D6/370; D6/375; D6/381**

(58) **Field of Search** **D6/334, 335, 368, D6/370, 371, 372, 373, 374, 375, 376, 380, 381, 500, 501, 502; 297/232, 452.63**

(56) **References Cited**

U.S. PATENT DOCUMENTS

D. 197,512	*	2/1964	Poisson	D6/375
D. 227,205	*	6/1973	Moeckl	D6/375
D. 230,670	*	3/1974	Begge	D6/372
D. 239,345	*	3/1976	Keller	D6/375
D. 240,575	*	7/1976	Rinaldi	D6/375

D. 240,873	*	8/1976	Lewis	D6/368
D. 242,193	*	11/1976	Joiner	D6/370
D. 260,459	*	9/1981	Lamb	D6/368
D. 329,149	*	9/1992	Swope	D6/370
D. 339,925	*	10/1993	Farré-E scofet Paris	D6/364
763,617	*	6/1904	Lennon	297/452.63
4,235,473	*	11/1980	Aginar	D6/370 X

* cited by examiner

Primary Examiner—Gary D. Watson

(74) *Attorney, Agent, or Firm*—Jeffrey L. Eichen, Esquire

(57) **CLAIM**

The ornamental design for a bench, as shown and described.

DESCRIPTION

FIG. 1 is a front side perspective view of a bench showing our new design;

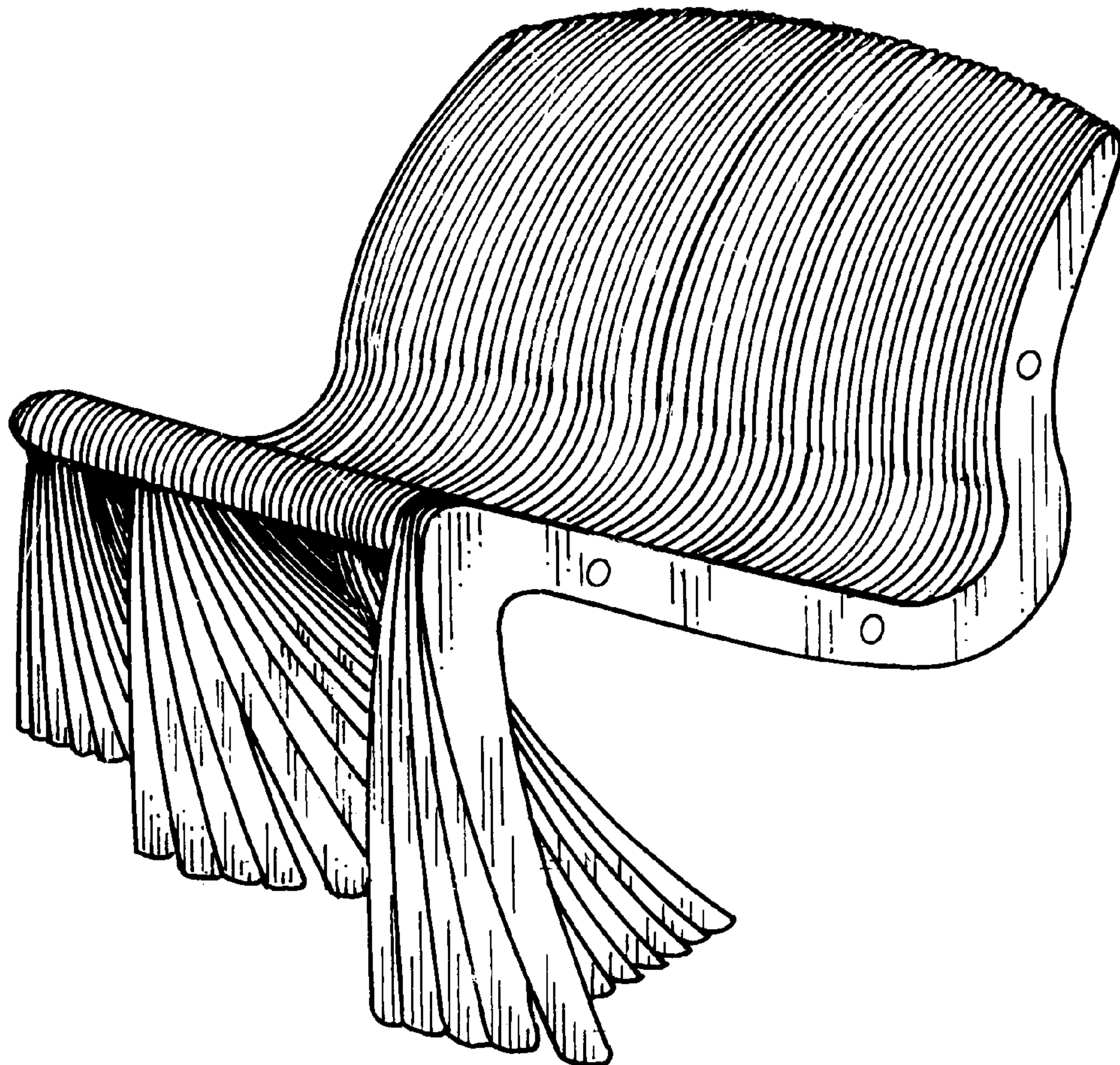
FIG. 2 is a front elevational view thereof;

FIG. 3 is a left side elevational view thereof, the opposite side being a mirror image;

FIG. 4 is a bottom plan view thereof; and,

FIG. 5 is a top plan view thereof.

1 Claim, 3 Drawing Sheets



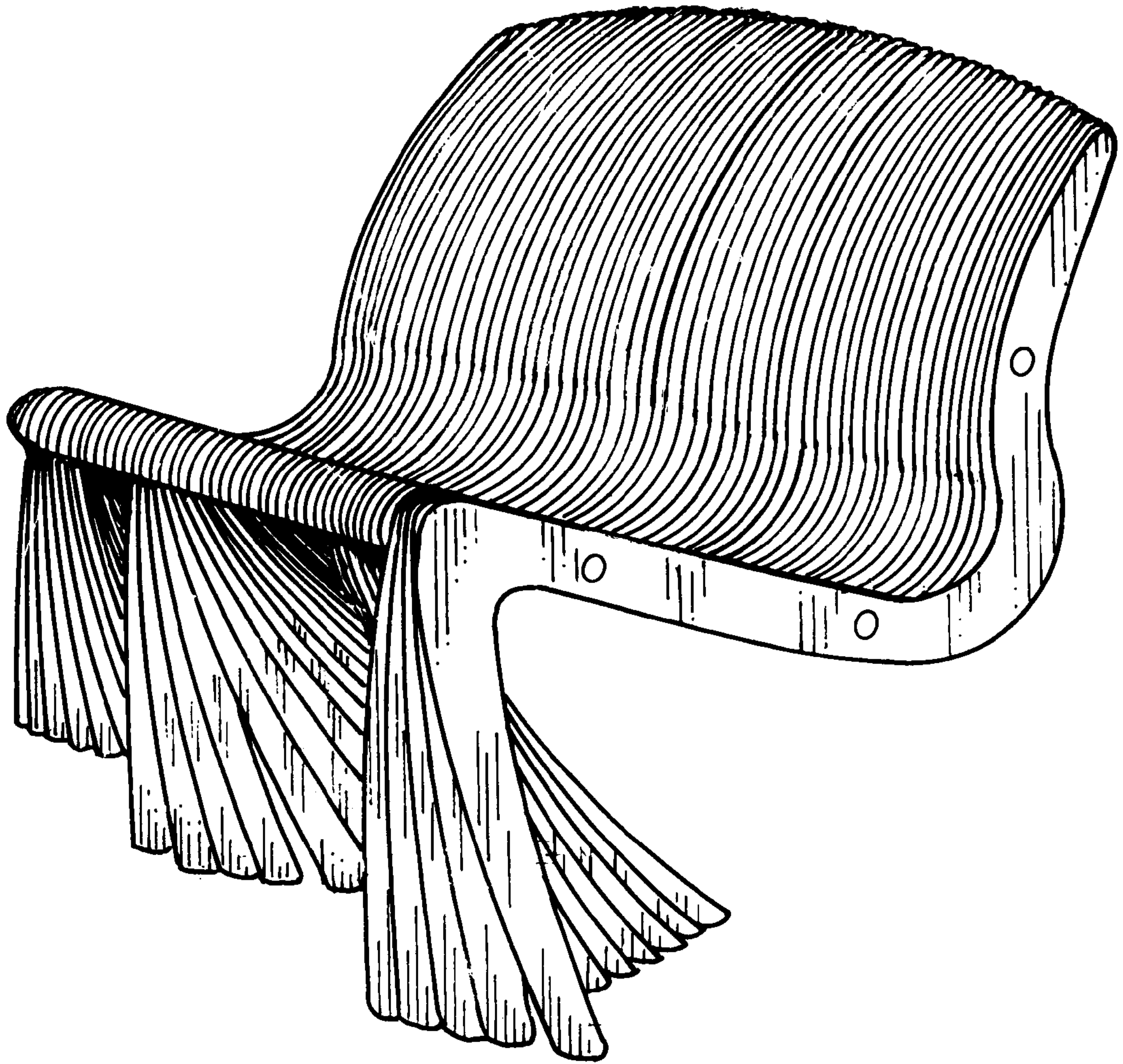


Fig. 1




Fig. 2

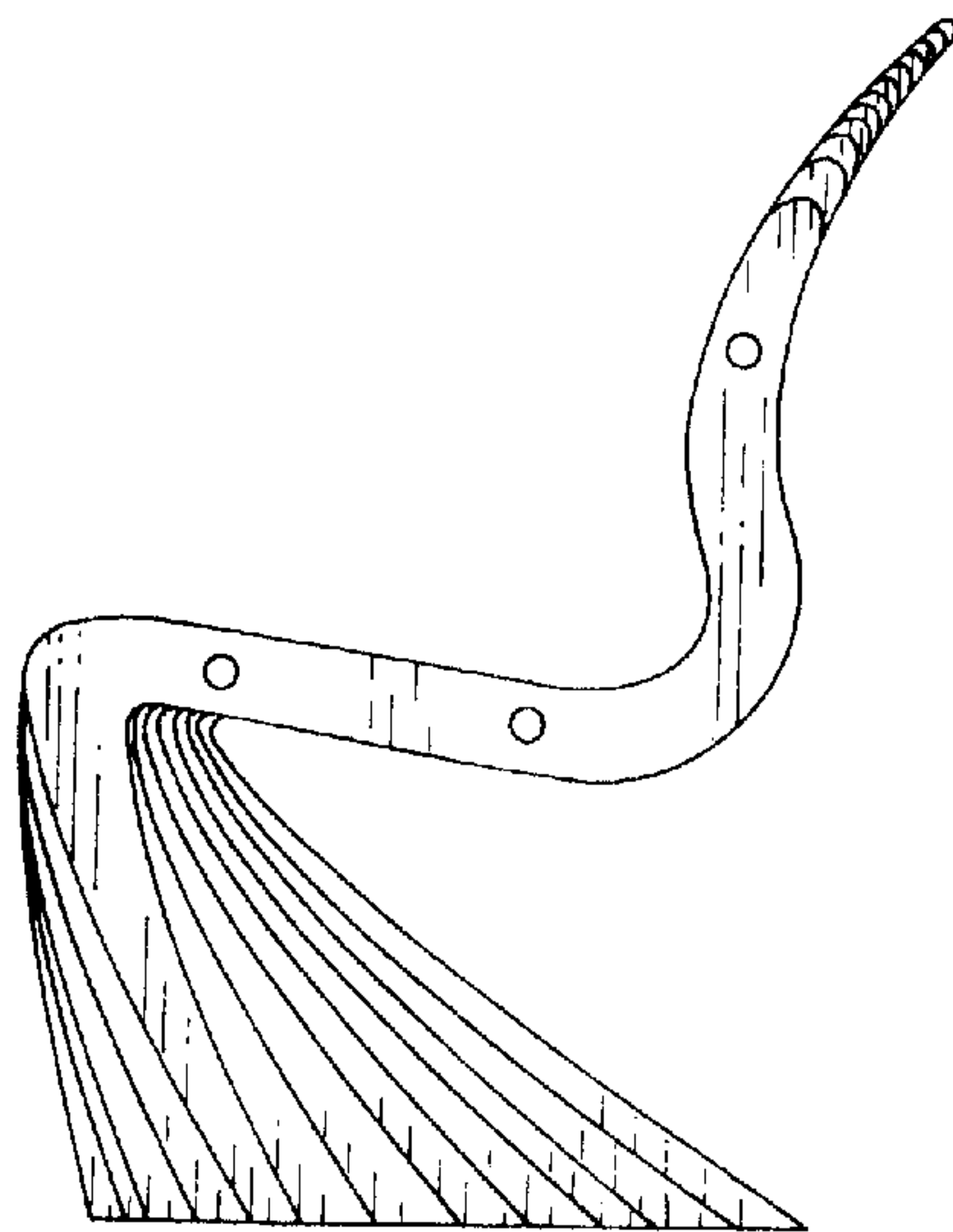


Fig. 3




Fig. 4




Fig. 5