



US00D443767S

(12) **United States Design Patent**  
**Bernes**

(10) **Patent No.:** **US D443,767 S**

(45) **Date of Patent:** **\*\* Jun. 19, 2001**

(54) **BENCH**

(75) **Inventor:** **Marshall Bernes**, Los Angeles, CA  
(US)

(73) **Assignee:** **Heavy Metal, Inc.**, Canoga Park, CA  
(US)

(\*\*) **Term:** **14 Years**

(21) **Appl. No.:** **29/112,035**

(22) **Filed:** **Oct. 8, 1999**

(51) **LOC (7) Cl.** ..... **06-01**

(52) **U.S. Cl.** ..... **D6/336**

(58) **Field of Search** ..... D6/334, 335, 336,  
D6/370, 379, 381, 397, 432, 434, 440;  
D21/521; 297/123, 181, 181.11, 188.08,  
411.41, 446.1

(56) **References Cited**

**U.S. PATENT DOCUMENTS**

D. 222,051	*	9/1971	Shannon	.....	D6/381
D. 222,453	*	10/1971	Ziss et al.	.....	D6/379
D. 238,635	*	2/1976	Curtin	.....	D6/336
D. 245,213	*	8/1977	Hade	.....	D6/370
D. 321,613	*	11/1991	Gandy	.....	D6/440
D. 381,223	*	7/1997	Brunner et al.	.....	D6/440
986,686	*	3/1911	Carney	.....	297/123
2,682,915	*	7/1954	Forti	.....	297/188.1

**OTHER PUBLICATIONS**

Personalized toy chest, p14-15, Sturbridge Yankee Work-  
shop catalog, Apr. 1989.\*

\* cited by examiner

*Primary Examiner*—Doris V. Coles

*Assistant Examiner*—Mimosa De

(74) *Attorney, Agent, or Firm*—Arter & Hadden LLP

(57) **CLAIM**

I claim the ornamental design for a bench, as shown and described.

**DESCRIPTION**

A portion of the disclosure of this patent document contains material to which a claim for copyright is made. The copyright owner has no objection to the facsimile reproduction by any one of the patent document or the patent disclosure, as it appears in the Patent and Trademark Office patent files or records, but otherwise reserves all other copyright rights whatsoever.

FIG. 1 is a front-right perspective view of a bench showing my new design;

FIG. 2 is a front-left perspective view thereof; and,


FIG. 3 is a front elevational view thereof.

The rear of the article is similar in appearance to the left and right side, but has a mirror-image of a “1,” “2” and “3” and respective dowels as apparent from the drawings.

The bottom forms no part of the claimed design.

The environment shown forms no part of the claimed design.

**1 Claim, 3 Drawing Sheets**






Fig. 1

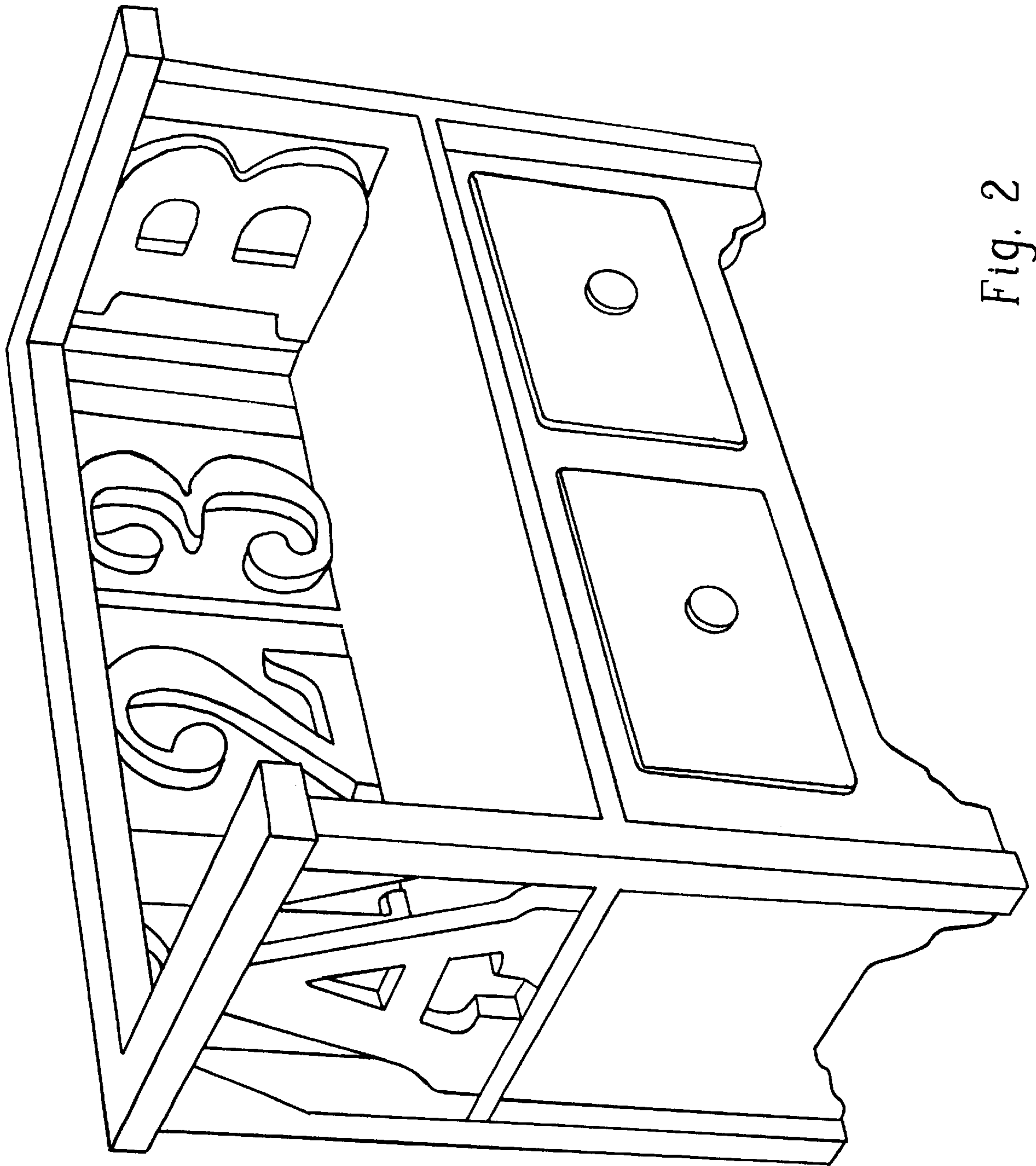


Fig. 2




Fig. 3