



US00D443757S

(12) **United States Design Patent**  
**Chan**

(10) **Patent No.:** **US D443,757 S**

(45) **Date of Patent:** **\*\* Jun. 19, 2001**

(54) **INDEX KEYRING**

(75) **Inventor:** **Shuk Shun Chan, Kowloon (HK)**

(73) **Assignee:** **Pollyflame International B.V.,  
Roelofarendsveen (NL)**

(\*\*) **Term:** **14 Years**

(21) **Appl. No.:** **29/112,270**

(22) **Filed:** **Oct. 12, 1999**

(51) **LOC (7) Cl.** ..... **03-01**

(52) **U.S. Cl.** ..... **D3/208; D19/89**

(58) **Field of Search** ..... **D3/207, 208, 209,  
D3/210, 211, 212, 215; 24/3.6, 31 C; 207/456 R;  
70/456 R; D19/99, 76, 89; 40/371, 377**

(56) **References Cited**

**U.S. PATENT DOCUMENTS**

D. 156,228	*	11/1949	Gaudriot	.....	D3/208
D. 207,563	*	5/1967	Bailey	.....	D3/208
D. 208,811	*	10/1967	Hoeq	.....	D3/210
D. 274,767	*	7/1984	Fuller	.....	D19/89

D. 277,394	*	1/1985	Assels	.....	D19/76
D. 297,820	*	9/1988	Chan	.....	D3/207
D. 310,449	*	9/1990	Agrippino	.....	D3/208
D. 321,984	*	12/1991	Stillwagon	.....	D3/207
3,358,396	*	12/1967	Prince	.....	40/377
5,398,422	*	3/1995	Clarkson	.....	70/456 R

\* cited by examiner

*Primary Examiner*—Ralf Seifert

(74) *Attorney, Agent, or Firm*—Altera Law Group, LLC

(57) **CLAIM**

The ornamental design for index keyring, as shown and described.

**DESCRIPTION**

FIG. 1 is a perspective view of the index keyring.  
FIG. 2 is a front view thereof.  
FIG. 3 is a back view thereof.  
FIG. 4 is a right side view thereof.  
FIG. 5 is a left side view thereof; and,  
FIG. 6 is a top view thereof.

**1 Claim, 6 Drawing Sheets**





FIGURE 1




FIGURE 2




FIGURE 3



FIGURE 4



FIGURE 5

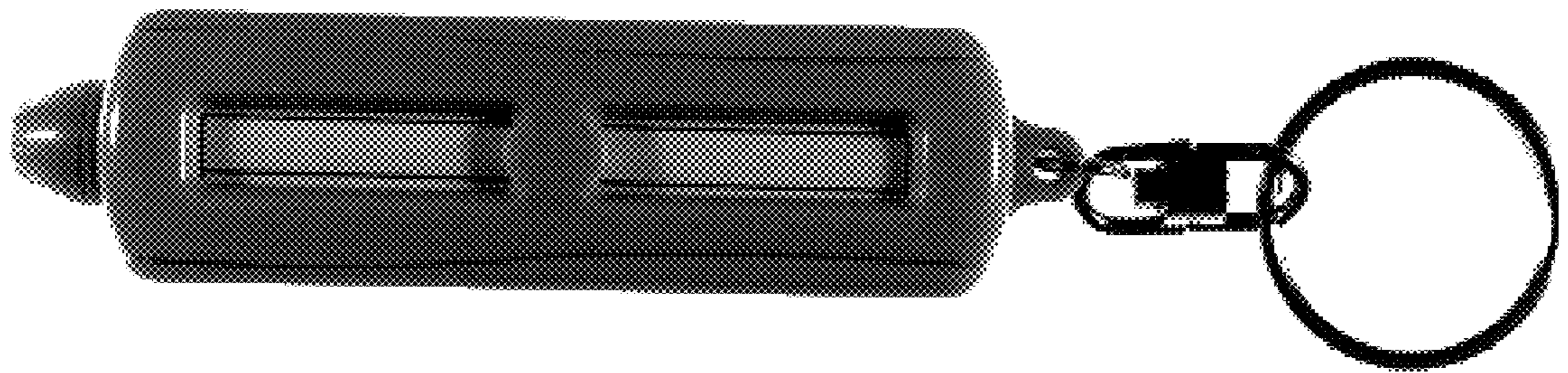


FIGURE 6