

US00D443752S

(12) **United States Design Patent**
Codilis

(10) **Patent No.:** **US D443,752 S**

(45) **Date of Patent:** **** Jun. 19, 2001**

(54) **FOOD SLICE**

(75) Inventor: **John M. Codilis**, Glen Ellyn, IL (US)

(73) Assignee: **Cjel, LLC**, Glen Ellyn, IL (US)

(**) Term: **14 Years**

(21) Appl. No.: **29/122,403**

(22) Filed: **Apr. 26, 2000**

(51) **LOC (7) Cl.** **01-01**

(52) **U.S. Cl.** **D1/199; D1/101**

(58) **Field of Search** D1/100, 101, 127-129,
D1/199; 426/93, 90, 632, 633, 103, 104,
106, 124, 125, 249, 629, 801

(56) **References Cited**

U.S. PATENT DOCUMENTS

D. 227,352	6/1973	Meng et al. .	
D. 277,235	* 1/1985	Arend	D1/199
D. 334,645	* 4/1993	Kennedy	D1/127
D. 426,935	* 6/2000	Zaug et al.	D1/199
5,500,234	3/1996	Russo .	
5,567,454	* 10/1996	Bogdan	426/93
5,855,939	* 1/1999	Bogdan	426/93

FOREIGN PATENT DOCUMENTS

2291292 11/1999 (CA) .

* cited by examiner

Primary Examiner—Alan P. Douglas

Assistant Examiner—Linda Brooks

(74) *Attorney, Agent, or Firm*—Welsh & Katz, Ltd.

(57) **CLAIM**

The ornamental design for a food slice, as shown and described.

DESCRIPTION

FIG. 1 is a front perspective view of a food slice showing my new design;

FIG. 2 is a top view of the food slice of FIG. 1, the bottom view is the mirror image of the top view of FIG. 2;

FIG. 3 is a right end view of the food slice as shown in FIG. 1, the left end view is the mirror image of the right end view of FIG. 3; and,

FIG. 4 is a front elevational view of the food slice of FIG. 1, the rear elevational view is the mirror image of the front elevational view.

1 Claim, 1 Drawing Sheet

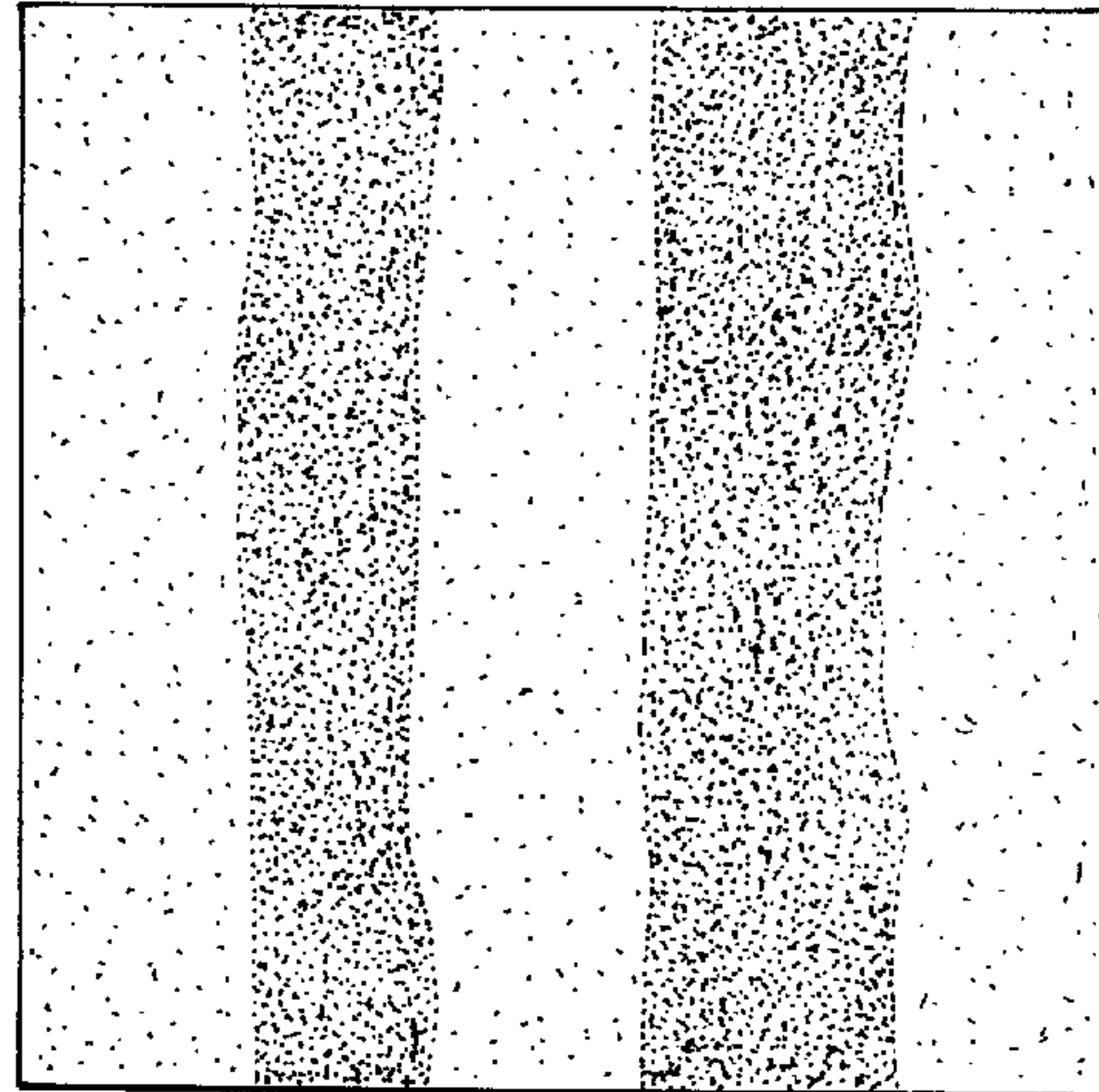
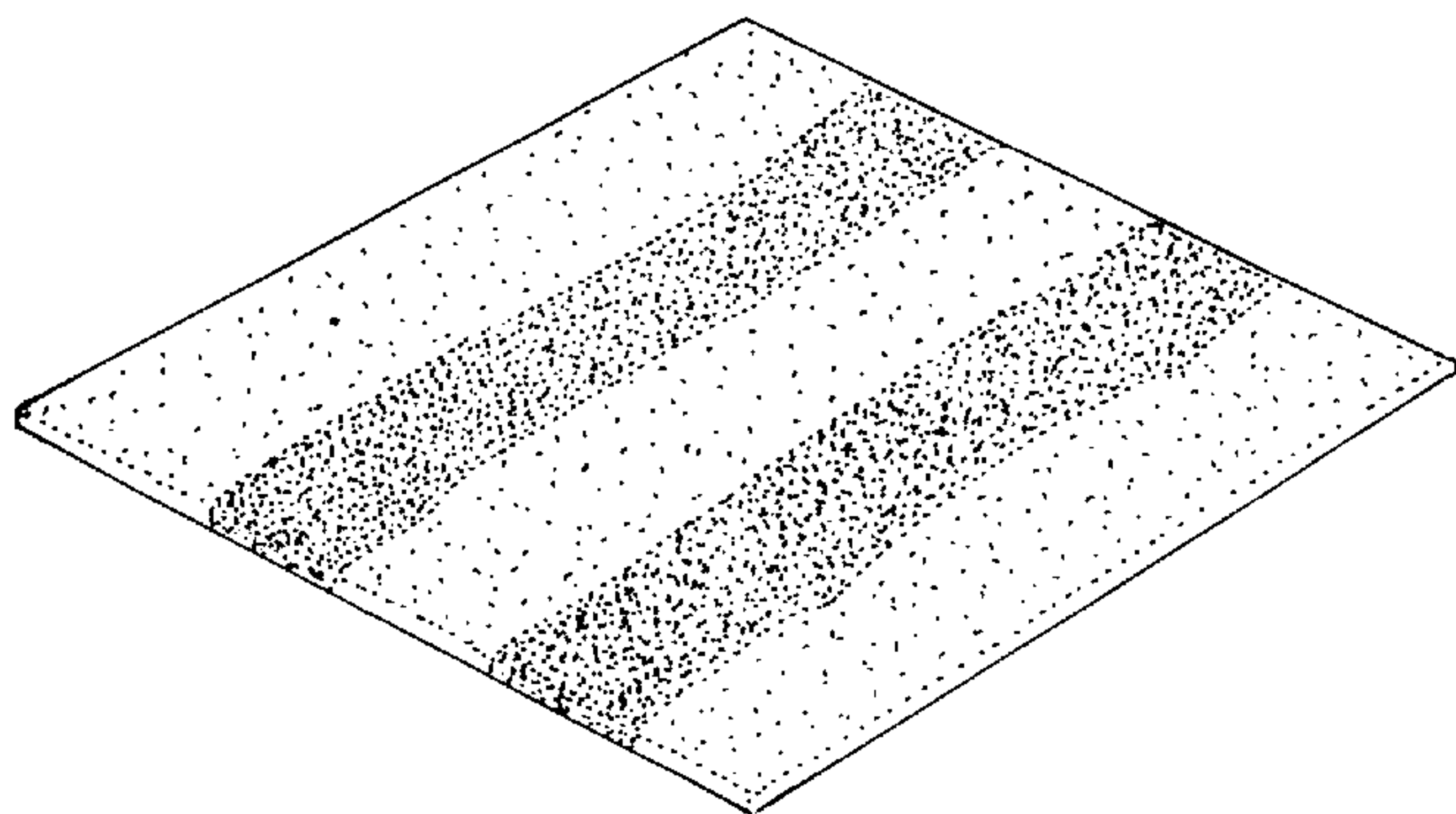


FIG. 1

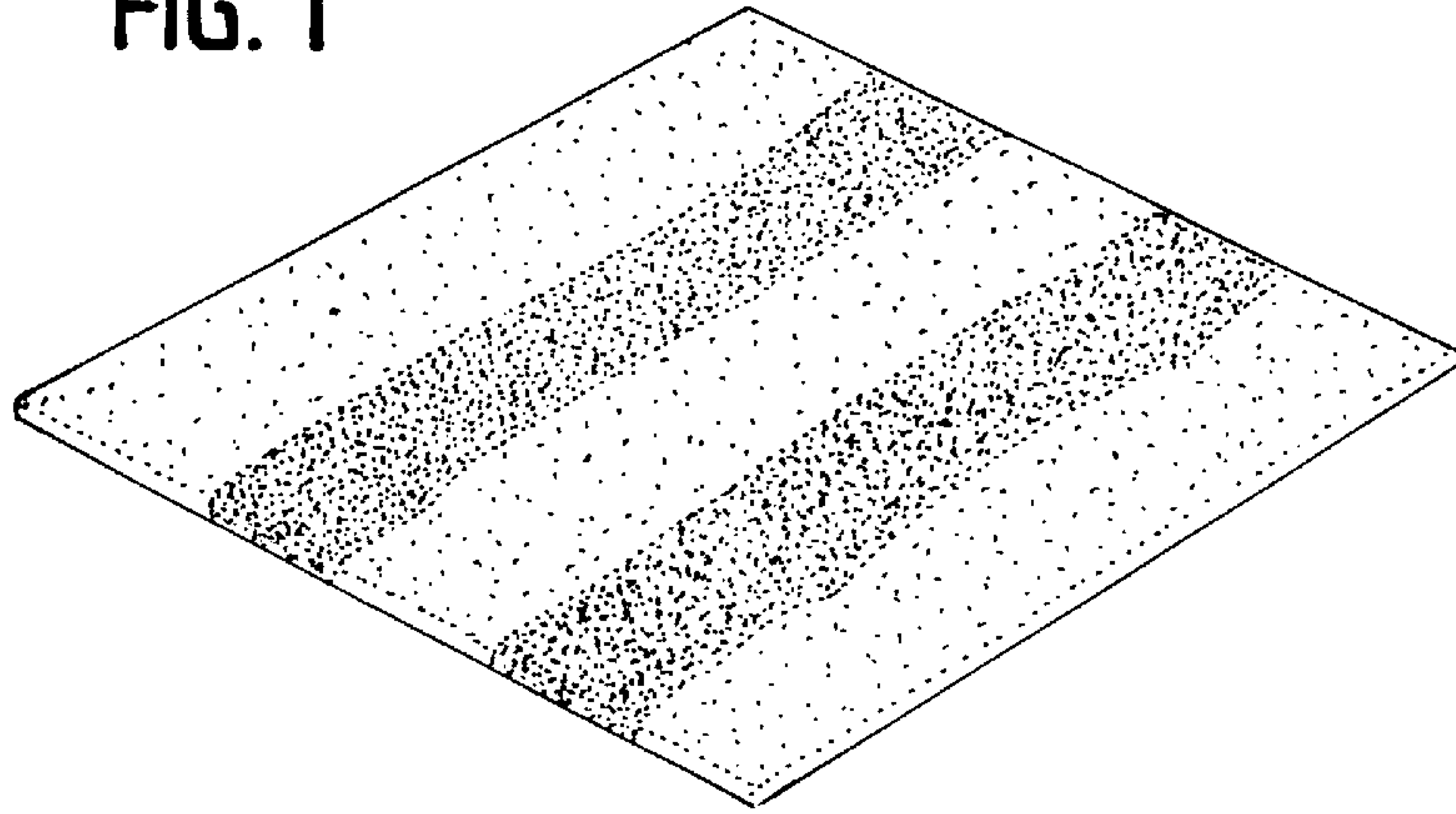


FIG. 2

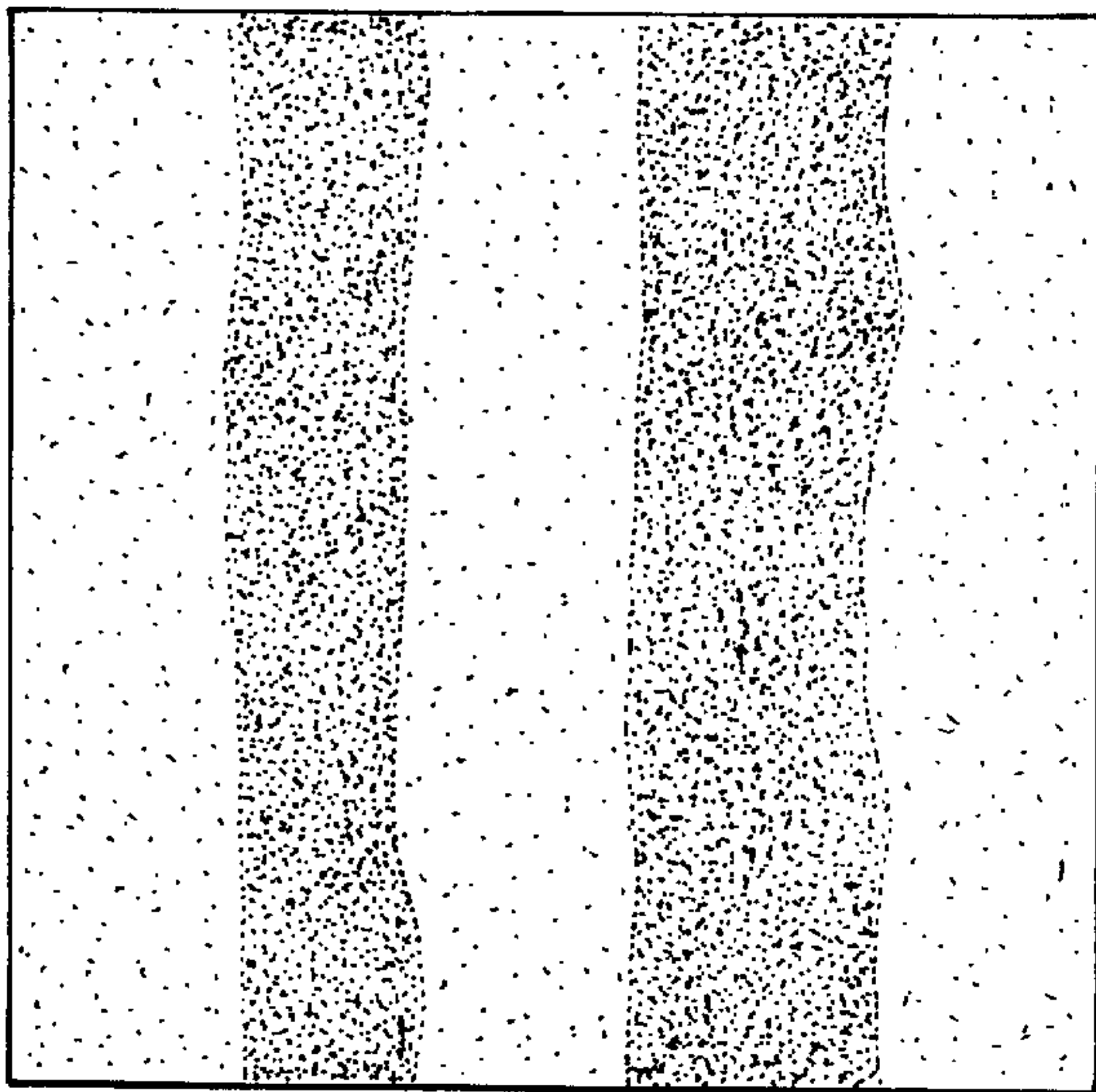


FIG. 3

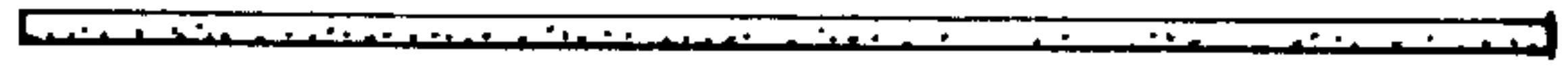


FIG. 4

