



US00D443750S

(12) **United States Design Patent**  
**Reidenbach**

(10) **Patent No.:** **US D443,750 S**

(45) **Date of Patent:** **\*\* Jun. 12, 2001**

(54) **COIN RETAINING DEVICE**

(76) **Inventor:** **Bryan Reidenbach**, 26 Northern Dr.,  
Millersburg, OH (US) 44654

(\*\*) **Term:** **14 Years**

(21) **Appl. No.:** **29/121,989**

(22) **Filed:** **Apr. 17, 2000**

(51) **LOC (7) Cl.** ..... **99-00**

(52) **U.S. Cl.** ..... **D99/34**

(58) **Field of Search** ..... D99/34, 35, 36,  
D99/37, 38, 43; D11/165, 166, 170, 178,  
179, 180; 206/0.8, 0.84, 0.081, 0.83, 486,  
775, 776, 777, 782; D21/341, 338, 342,  
334

(56) **References Cited**

**U.S. PATENT DOCUMENTS**

- D. 27,444 \* 7/1897 Smith et al. .... D21/342
- D. 53,045 \* 3/1919 Mueller ..... D11/180
- D. 257,135 \* 9/1980 Carr ..... D11/179
- D. 260,868 \* 9/1981 Chaskin ..... D11/180
- D. 428,680 \* 7/2000 Hildebrand et al. .... D99/34

- D. 430,381 \* 8/2000 Ellis et al. .... D99/34
- 2,255,352 \* 9/1941 Greenquist et al. .... D11/166 X
- 6,032,790 \* 3/2000 Soutchkov et al. .... 206/0.83

\* cited by examiner

*Primary Examiner*—Paula A. Mortimer  
(74) *Attorney, Agent, or Firm*—Sand & Sebolt

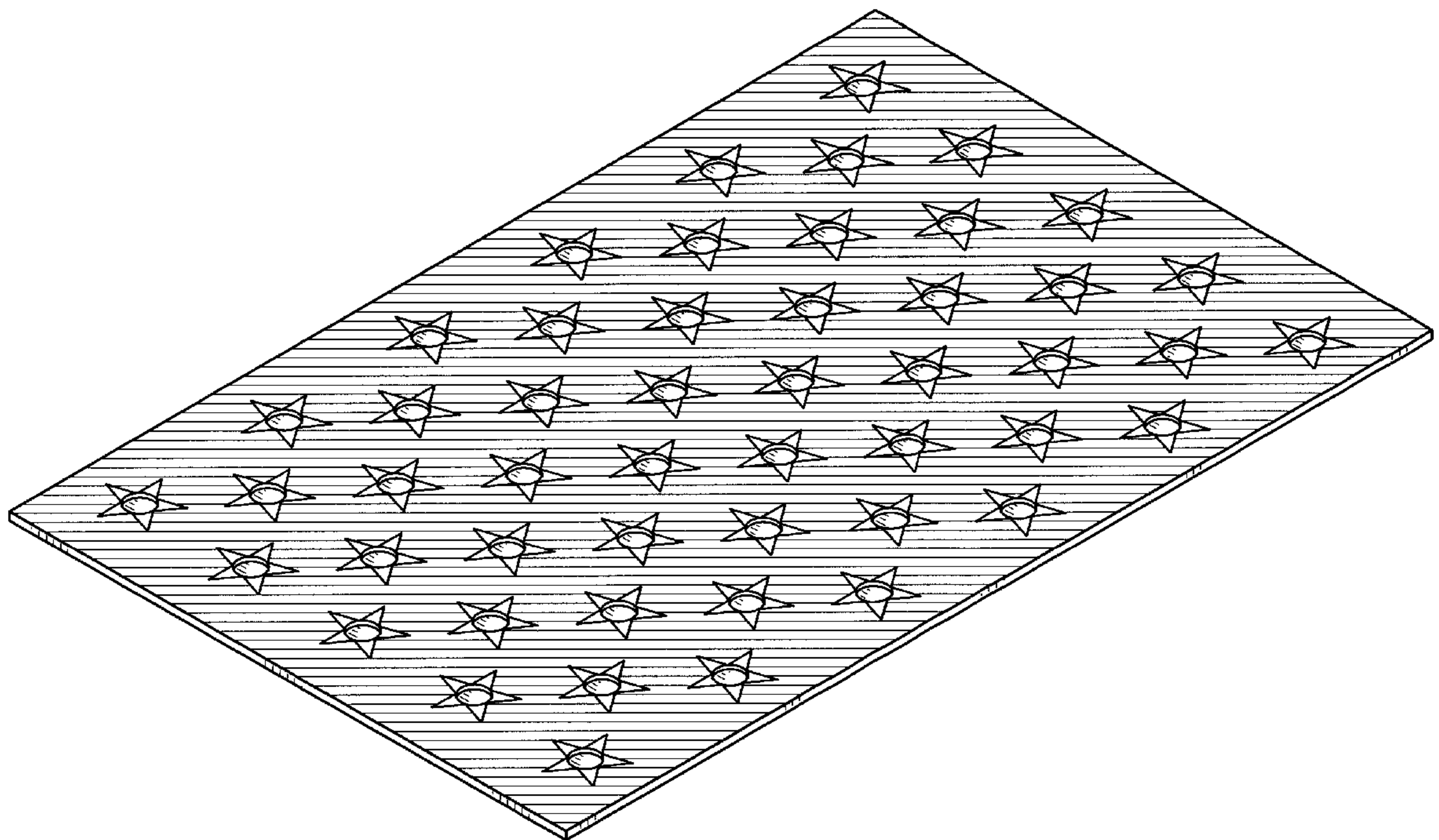
(57) **CLAIM**

The ornamental design for the coin retaining device, as shown and described.

**DESCRIPTION**

FIG. 1 is a perspective view of a first embodiment of a coin retaining device showing my new design;  
 FIG. 2 is a top view of the coin retaining device shown in FIG. 1;  
 FIG. 3 is a front elevational view of FIG. 2;  
 FIG. 4 is a side elevational view of FIG. 2.  
 FIG. 5 is a perspective view of a second embodiment of a coin retaining device showing my new design;  
 FIG. 6 is a top view thereof;  
 FIG. 7 is a front elevational view thereof; and,  
 FIG. 8 is a side elevational view thereof.

**1 Claim, 6 Drawing Sheets**



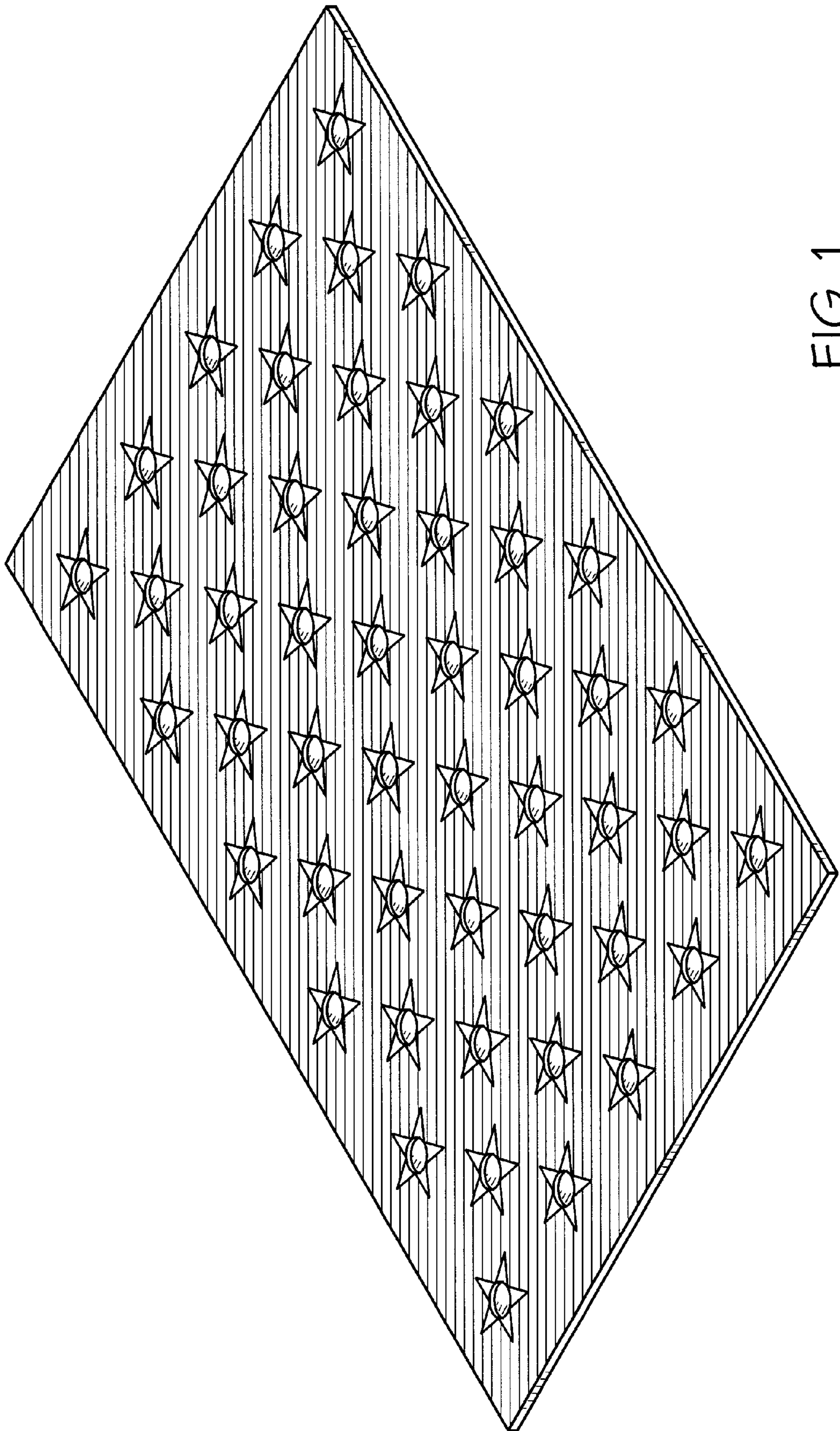


FIG. 1




FIG. 2



FIG. 4

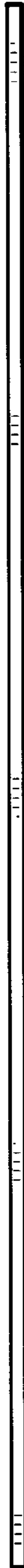


FIG. 3

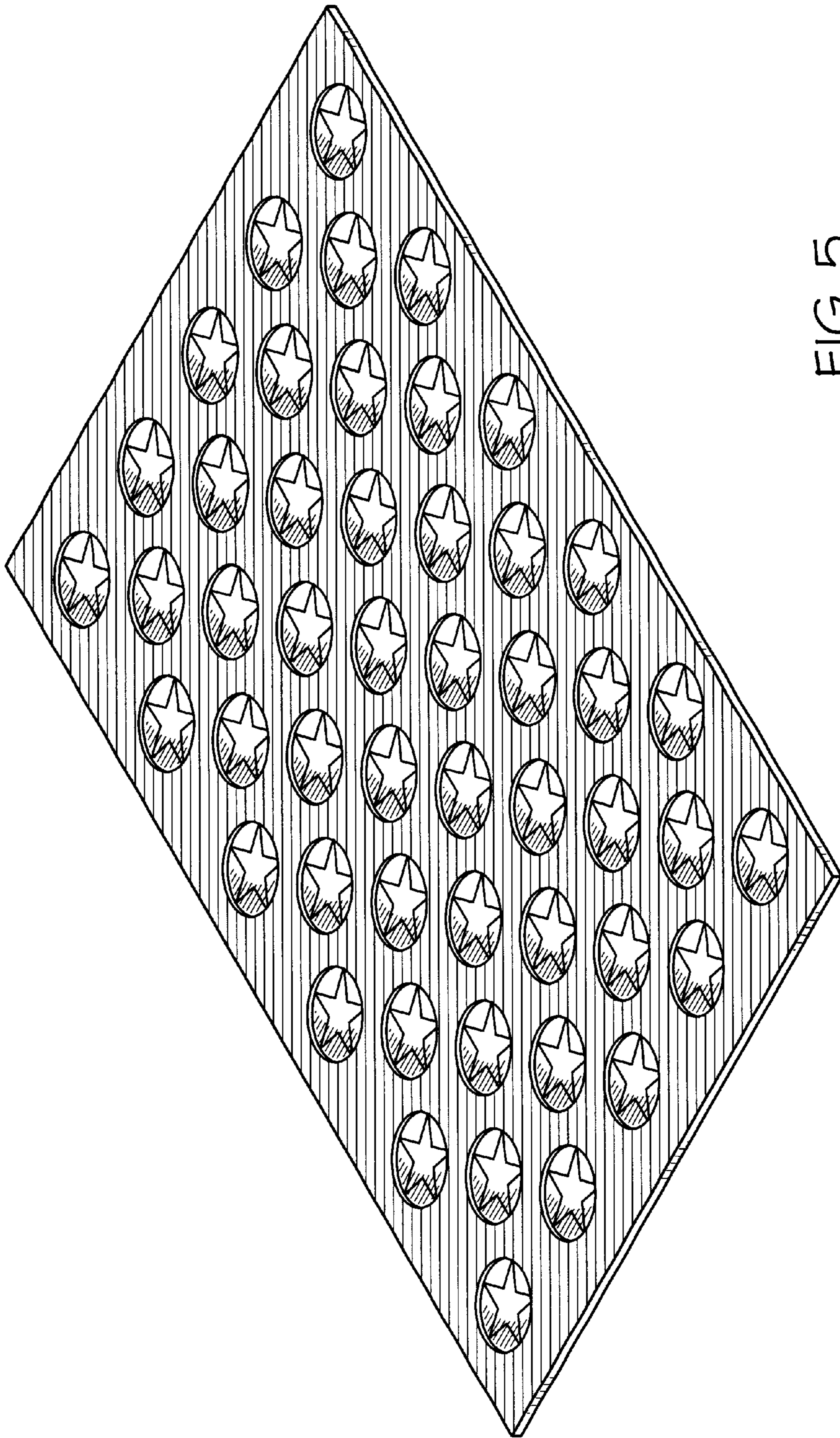


FIG. 5




FIG. 6



FIG. 8



FIG. 7