



US00D443748S

(12) **United States Design Patent**  
**Rivera et al.**

(10) **Patent No.:** **US D443,748 S**

(45) **Date of Patent:** **\*\* Jun. 12, 2001**

(54) **URN**

(75) **Inventors:** **Tim Rivera**, Ranchos de Taos;  
**Christopher D. Crouch**, Taos, both of  
NM (US)

(73) **Assignee:** **Passages International, Inc.**, Taos, NM  
(US)

(\* ) **Notice:** This patent is subject to a terminal dis-  
claimer.

(\*\*) **Term:** **14 Years**

(21) **Appl. No.:** **29/122,140**

(22) **Filed:** **Apr. 19, 2000**

(51) **LOC (7) Cl.** ..... **99-00**

(52) **U.S. Cl.** ..... **D99/5**

(58) **Field of Search** ..... D99/1, 5; 27/1,  
27/2; D3/20, 206, 294, 901, 903, 295; D5/43,  
53; D28/82, 83, 88, 90; 206/457, 748; D9/423,  
432

(56) **References Cited**

**U.S. PATENT DOCUMENTS**

D. 182,511 \* 4/1958 Hardy ..... D3/295

D. 244,802 \* 6/1977 Kies ..... D5/53  
D. 306,973 \* 4/1990 Kaplan ..... D9/423  
D. 324,997 \* 3/1992 Jones ..... D28/824 X  
D. 416,797 \* 11/1999 Rabe et al. .... D9/432 X  
653,493 \* 7/1900 Walpusky ..... 206/748

\* cited by examiner

*Primary Examiner*—Paula A. Mortimer  
(74) *Attorney, Agent, or Firm*—Brian J. Pangre

(57) **CLAIM**

The ornamental design for an urn, as shown and described.


**DESCRIPTION**

FIG. 1 is a top view of the urn and embodying our new design;

FIG. 2 is a front view of the urn embodying our new design, every side being a mirror image of that shown; and,

FIG. 3 is a bottom view of the urn embodying our new design.

**1 Claim, 1 Drawing Sheet**








FIG-1




FIG-2

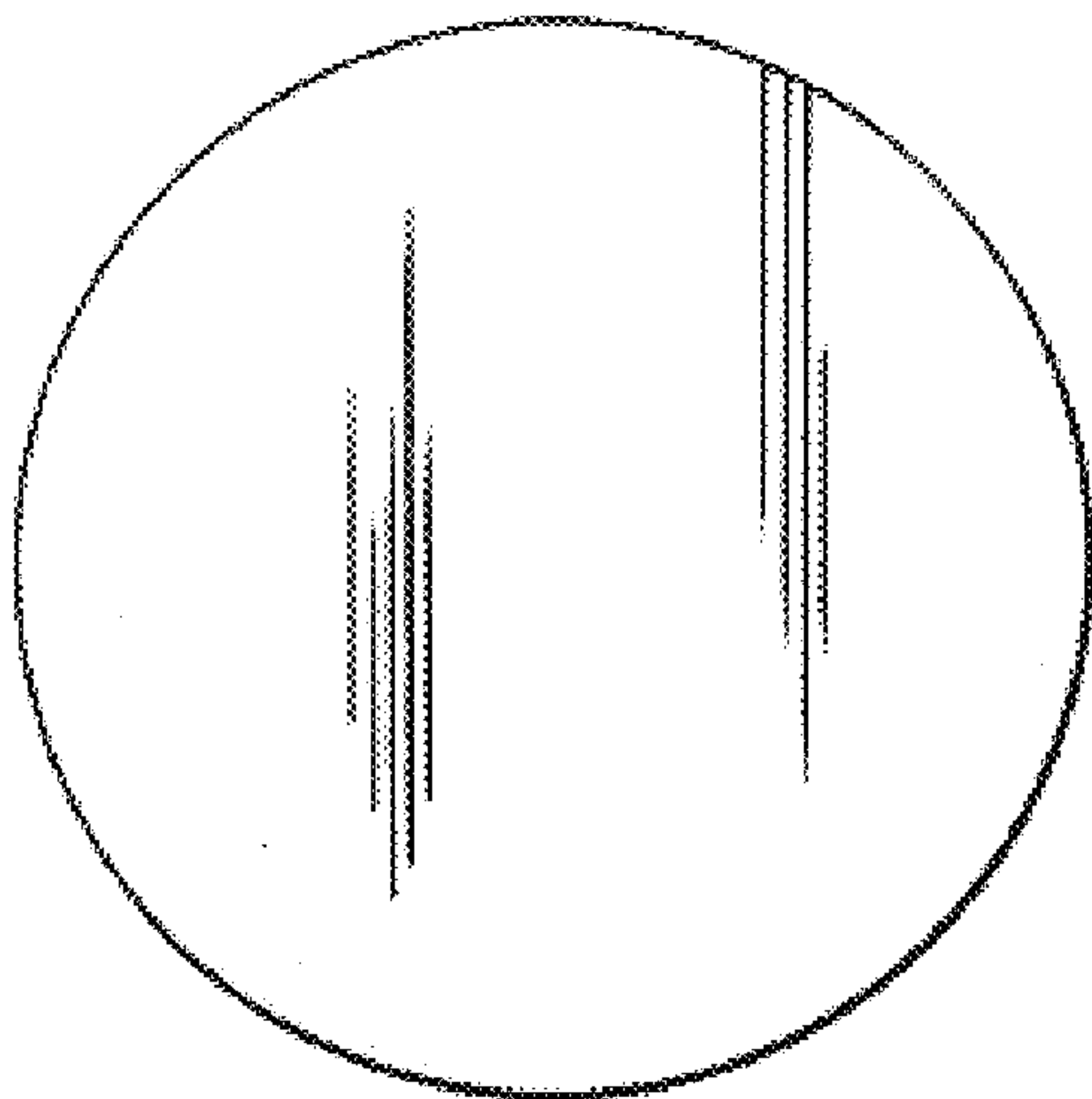


FIG-3