



US00D443745S

(12) **United States Design Patent**
Mount

(10) **Patent No.:** **US D443,745 S**

(45) **Date of Patent:** **** Jun. 12, 2001**

(54) **BEVERAGE CART**

(76) **Inventor:** **Floyd E. Mount**, 105 12th Ave. NW.,
Waukon, IA (US) 52172

(**) **Term:** **14 Years**

(21) **Appl. No.:** **29/123,224**

(22) **Filed:** **May 12, 2000**

(51) **LOC (7) Cl.** **12-02**

(52) **U.S. Cl.** **D34/14; D34/20**

(58) **Field of Search** D34/12-27; 296/22,
296/24 A, 24 B; 280/47.35, 47.26, 79.11,
79.3; D6/481, 474, 460

(56) **References Cited**

U.S. PATENT DOCUMENTS

D. 264,214	*	5/1982	Bowen et al.	D15/116
D. 294,534	*	3/1988	Hawthorn et al.	D34/25
D. 371,660	*	7/1996	Wilson	D34/14
D. 398,432	*	9/1998	Yerkes	D34/20

* cited by examiner

Primary Examiner—Kay H. Chin

(74) *Attorney, Agent, or Firm*—Henderson & Sturm LLP

(57) **CLAIM**

The ornamental design for a beverage cart, as shown and described.

DESCRIPTION

A portion of the disclosure of this patent document, including appendices, may contain material which is subject to copyright protection. The copyright owner has no objection to the facsimile reproduction by anyone of the patent document or the patent disclosure, as it appears in the Patent and Trademark Office patent file or records, but otherwise reserves all copyright rights whatsoever.

FIG. 1 is a perspective view of the beverage cart showing my new design;

FIG. 2 is a front elevational view thereof;

FIG. 3 is a left side elevational view thereof;


FIG. 4 is a top plan view thereof;

FIG. 5 is a rear elevational view thereof;

FIG. 6 is a right side elevational view thereof; and,

FIG. 7 is a bottom plan view thereof.

1 Claim, 2 Drawing Sheets






Fig. 1




Fig. 2

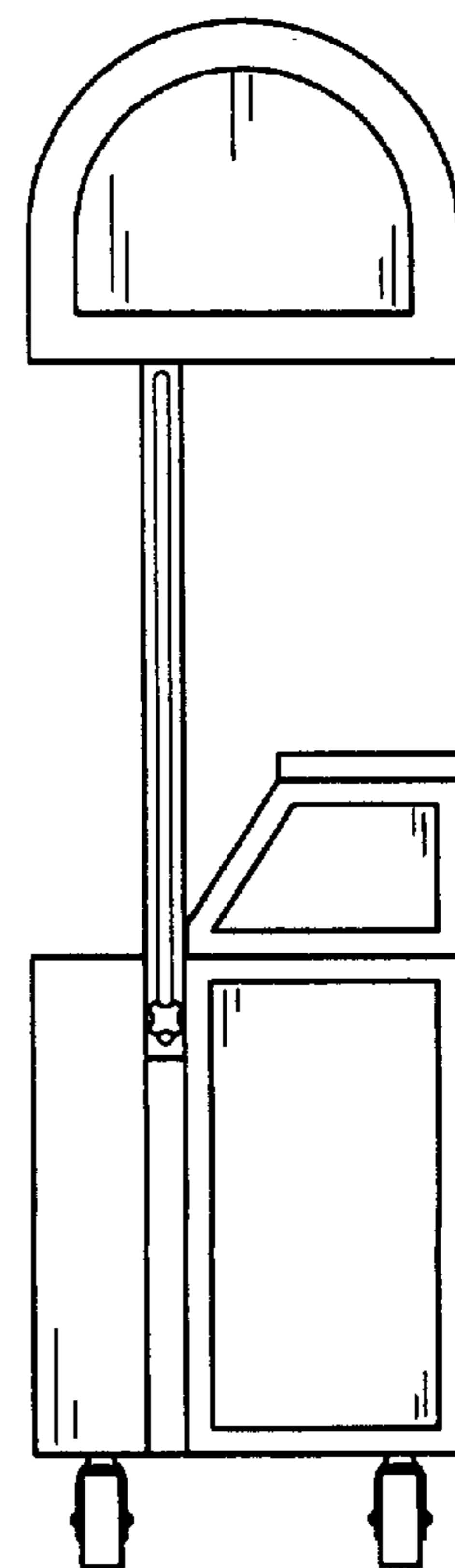


Fig. 3




Fig. 4

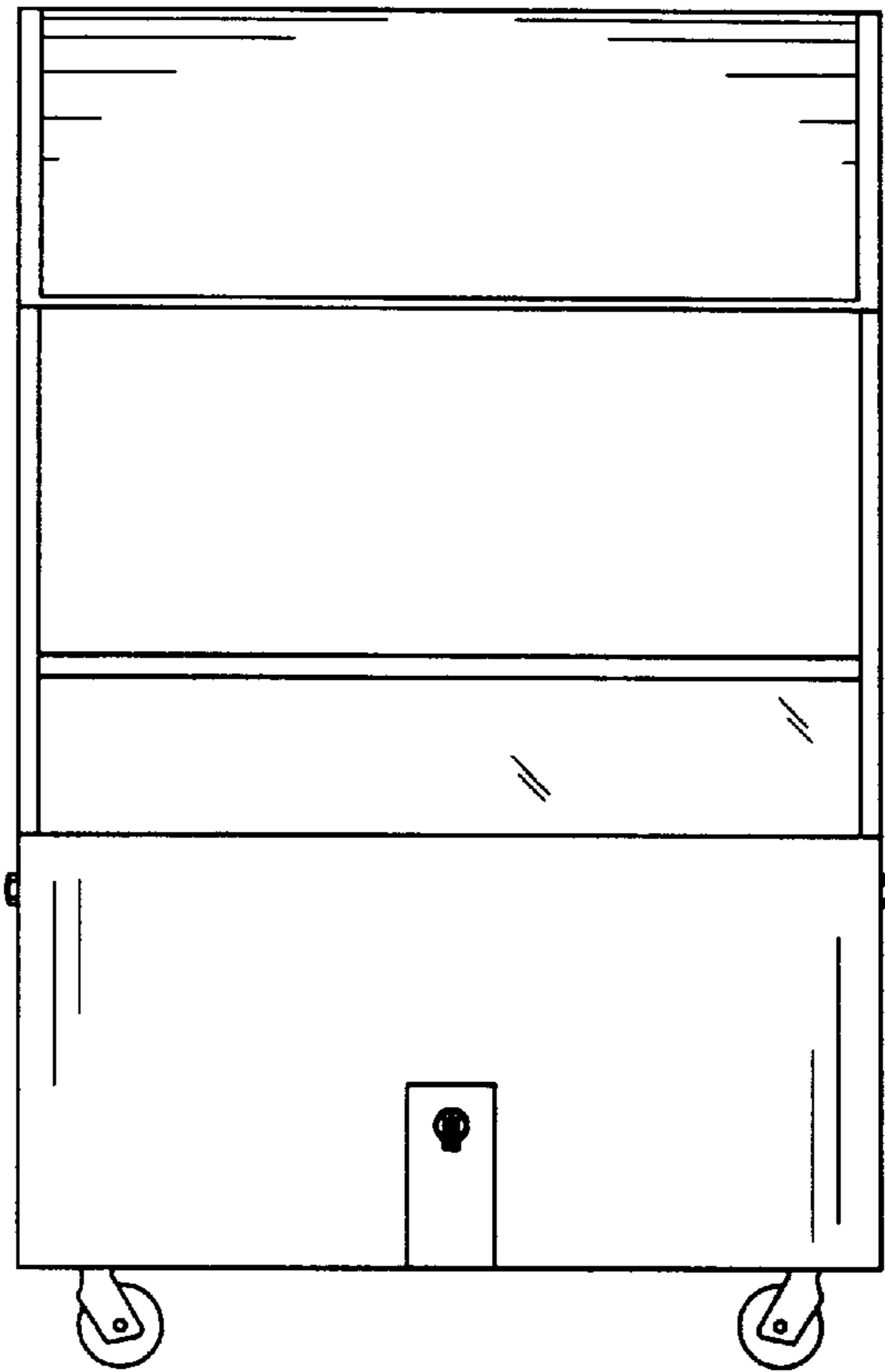


Fig. 5




Fig. 6

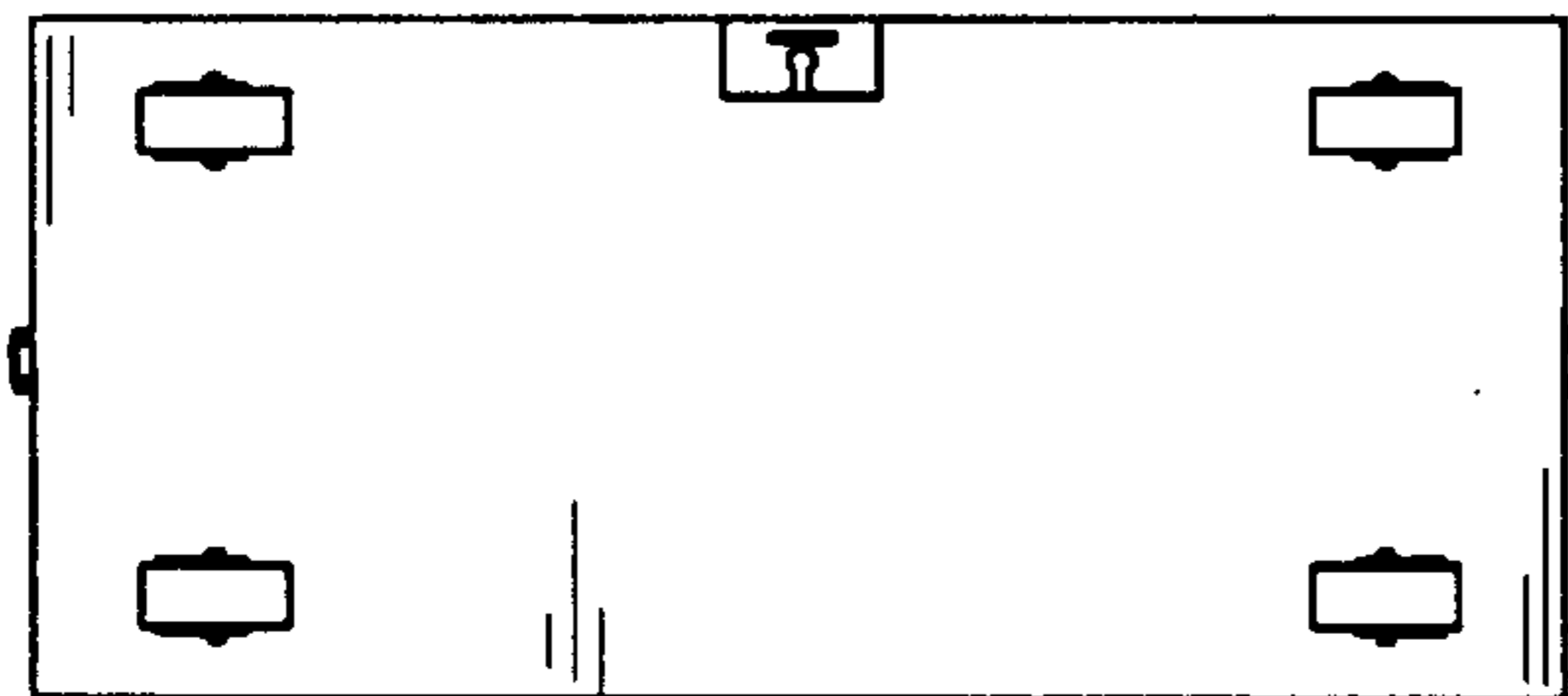


Fig. 7