



US00D443709S

(12) **United States Design Patent**  
**Chiu**

(10) **Patent No.:** **US D443,709 S**

(45) **Date of Patent:** **\*\* Jun. 12, 2001**

(54) **FLASHLIGHT**

(76) **Inventor:** **Si Fu Chiu**, Unit 10, 19th Floor,  
Technology Plaza, 29-35 Sha Tsui  
Road, Tsuen Wan, New Territories (HK)

(\*\*) **Term:** **14 Years**

(21) **Appl. No.:** **29/133,249**

(22) **Filed:** **Nov. 28, 2000**

(51) **LOC (7) Cl.** ..... **26-02**

(52) **U.S. Cl.** ..... **D26/49**

(58) **Field of Search** ..... D26/37-50; 362/157,  
362/158, 171, 173, 183-208

(56) **References Cited**

**U.S. PATENT DOCUMENTS**

D. 428,505 \* 7/2000 Man ..... D26/49

D. 435,127 \* 12/2000 Suzuki et al. .... D26/49

\* cited by examiner

*Primary Examiner*—Marcus A. Jackson

(74) *Attorney, Agent, or Firm*—Leydig, Voit & Mayer, Ltd.

(57) **CLAIM**

The ornamental design for a flashlight, as shown and described.

**DESCRIPTION**

FIG. 1 is a front and left side perspective view of a flashlight showing my new design;

FIG. 2 is a front elevational view thereof;

FIG. 3 is a rear elevational view thereof;

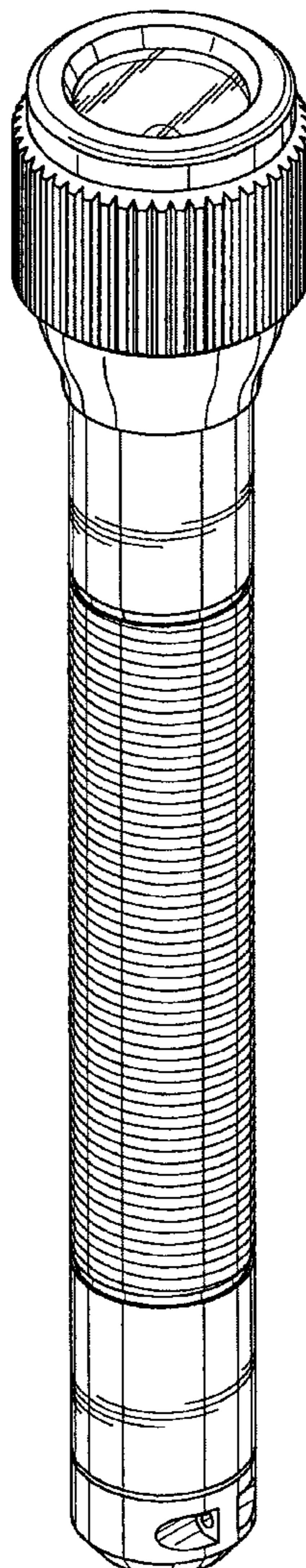
FIG. 4 is a left side elevational view thereof;

FIG. 5 is a right side view thereof;

FIG. 6 is a top plan view thereof; and,

FIG. 7 is a bottom plan view thereof.

**1 Claim, 4 Drawing Sheets**



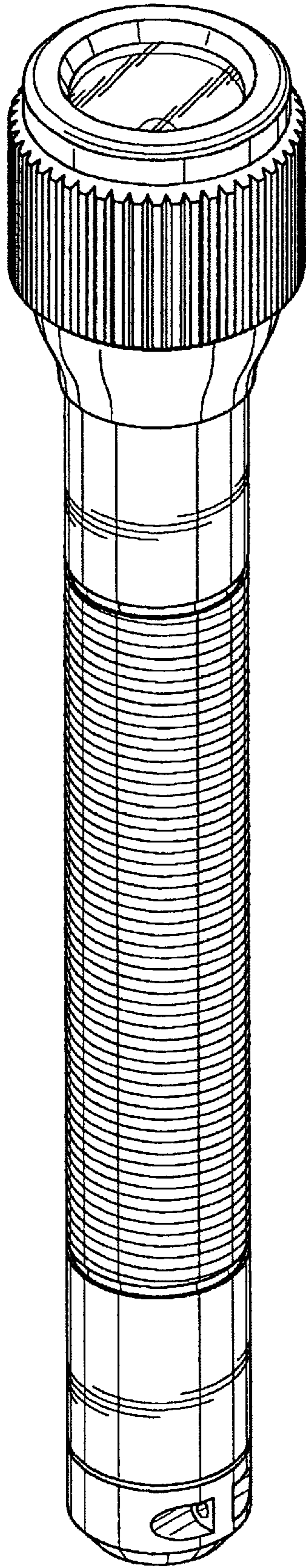


FIG. 1

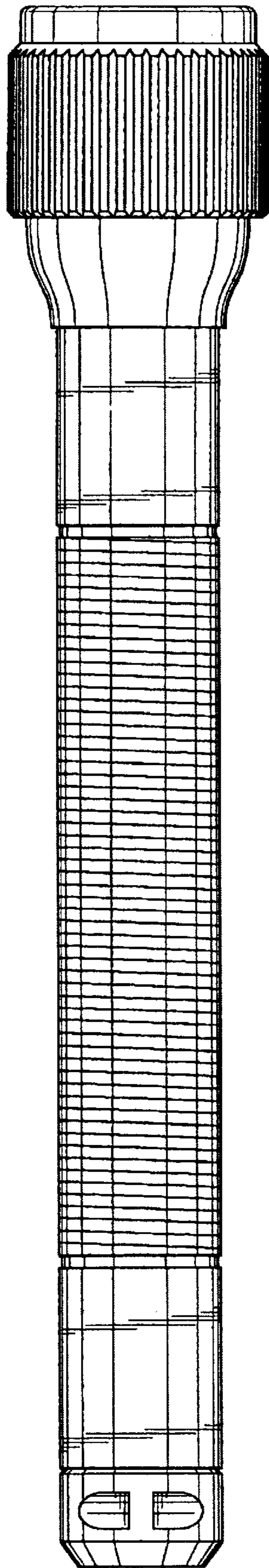


FIG. 2




FIG. 3

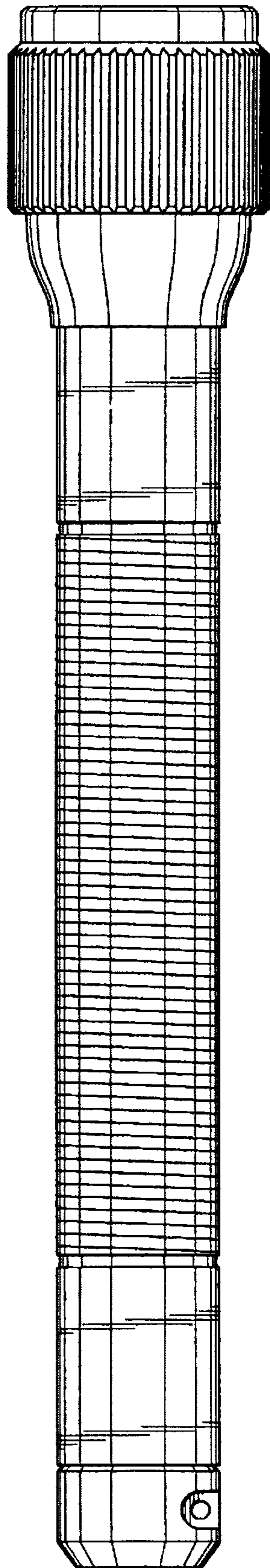


FIG. 4

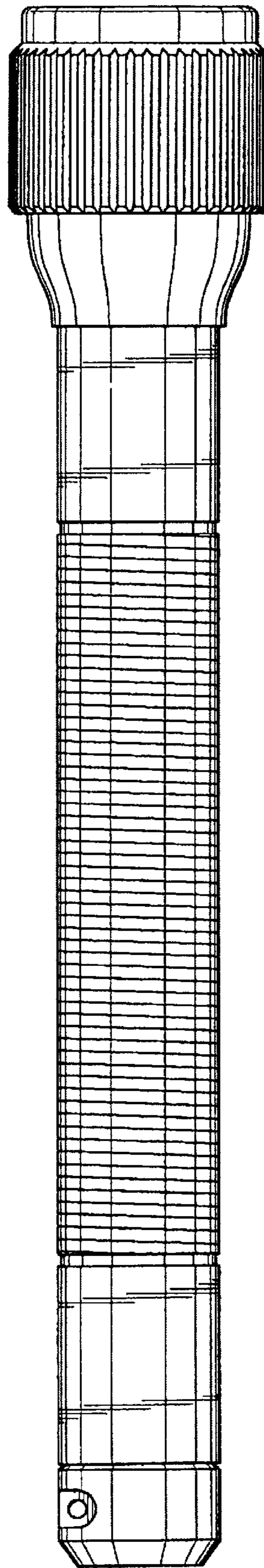


FIG. 5




FIG. 6

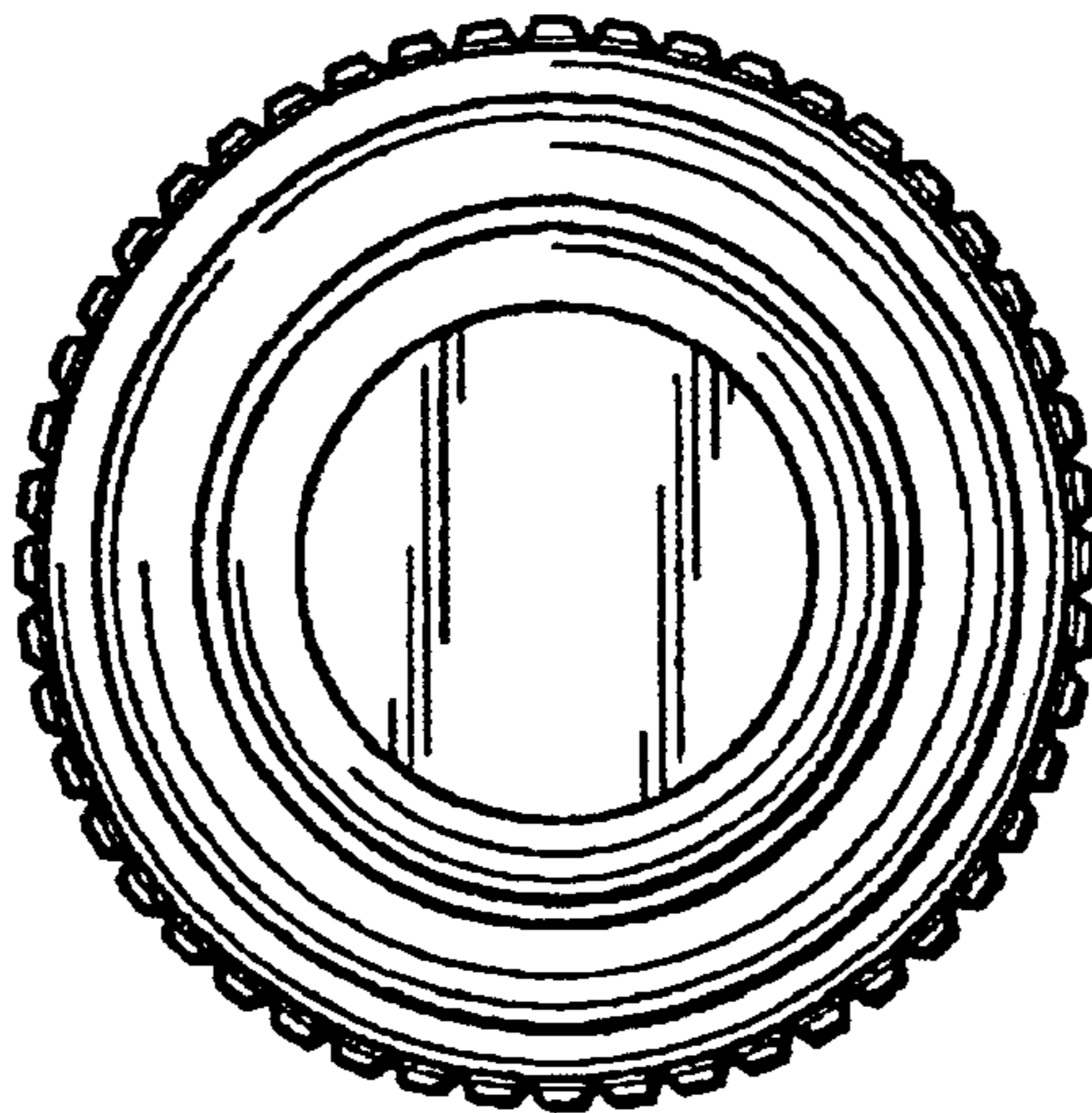


FIG. 7