



US00D443705S

(12) **United States Design Patent**
Sanders

(10) **Patent No.:** **US D443,705 S**

(45) **Date of Patent:** **** Jun. 12, 2001**

(54) **PORTABLE LIGHT**

5,444,605 8/1995 Rivera .
5,448,458 9/1995 Smyly, Jr. .

(76) Inventor: **Monica P Sanders**, 8320 Swan Lake Ave., Las Vegas, NV (US) 89128

* cited by examiner

(**) Term: **14 Years**

Primary Examiner—Marcus A. Jackson

(21) Appl. No.: **29/131,387**

(57) **CLAIM**

(22) Filed: **Oct. 20, 2000**

The ornamental design for a portable light, as shown and described.

(51) **LOC (7) Cl.** **26-02**

DESCRIPTION

(52) **U.S. Cl.** **D26/37**

(58) **Field of Search** D26/37-50; 362/157,
362/158, 171, 172, 173, 181-208

FIG. 1 is a front elevational view of the portable light of the present invention;

FIG. 2 is a rear elevational view of the portable light of FIG. 1;

FIG. 3 is a left side elevational view of the portable light of FIG. 1;

FIG. 4 is a right side elevational view of the portable light of FIG. 1; and,

FIG. 5 is a top plan view of the portable light of FIG. 1, the bottom view being a mirror image thereof.

(56) **References Cited**

U.S. PATENT DOCUMENTS

D. 332,839	1/1993	Beckner, Jr. .	
D. 412,020	* 11/1999	Petruzzi	D26/38
D. 429,830	* 8/2000	Ting	D26/37
D. 429,831	* 8/2000	Ting	D26/37
4,654,763	3/1987	Knight .	
4,954,934	9/1990	Kidder et al. .	
5,086,378	2/1992	Prince .	

1 Claim, 1 Drawing Sheet

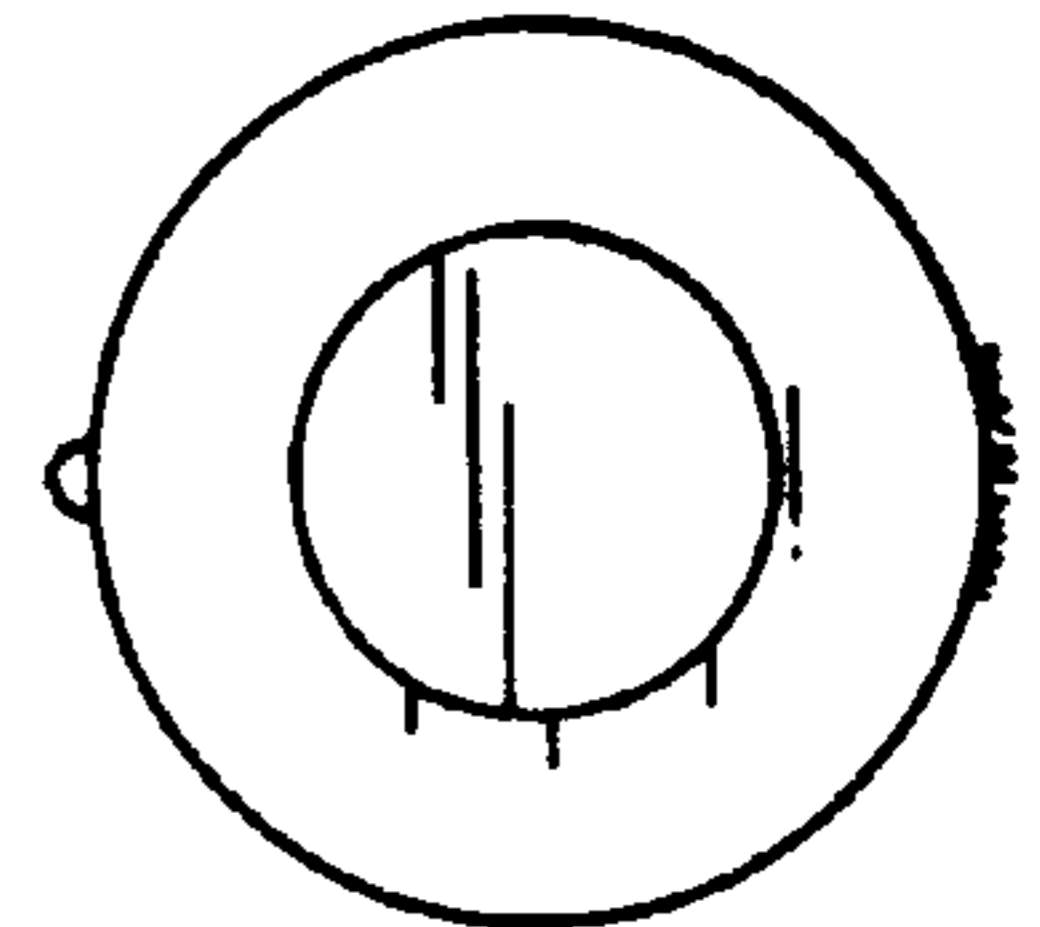



FIG. 1

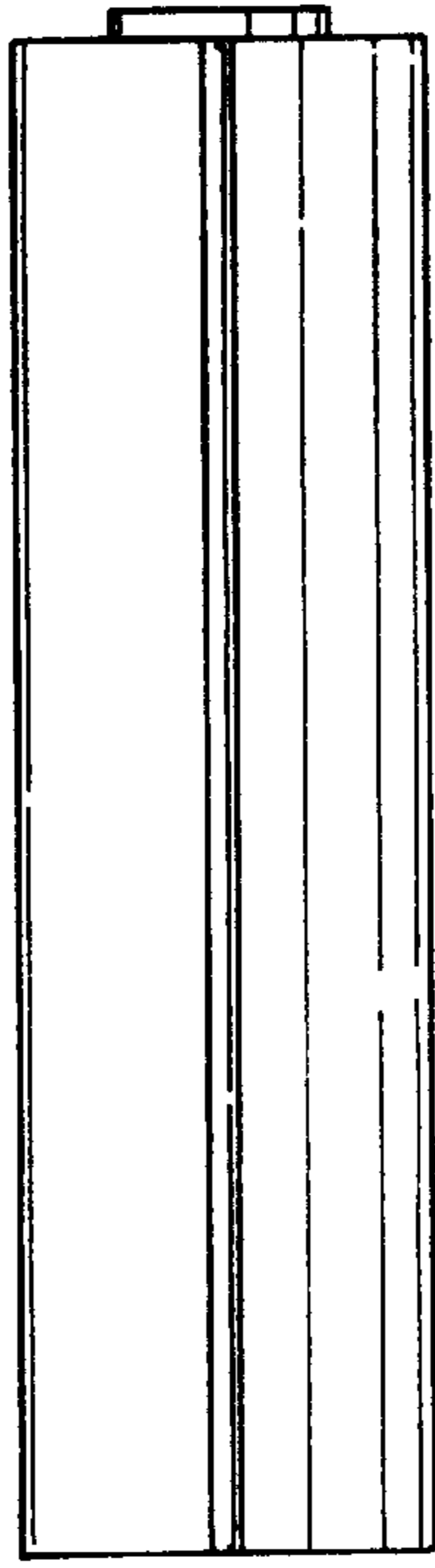


FIG. 2




FIG. 5




FIG. 3

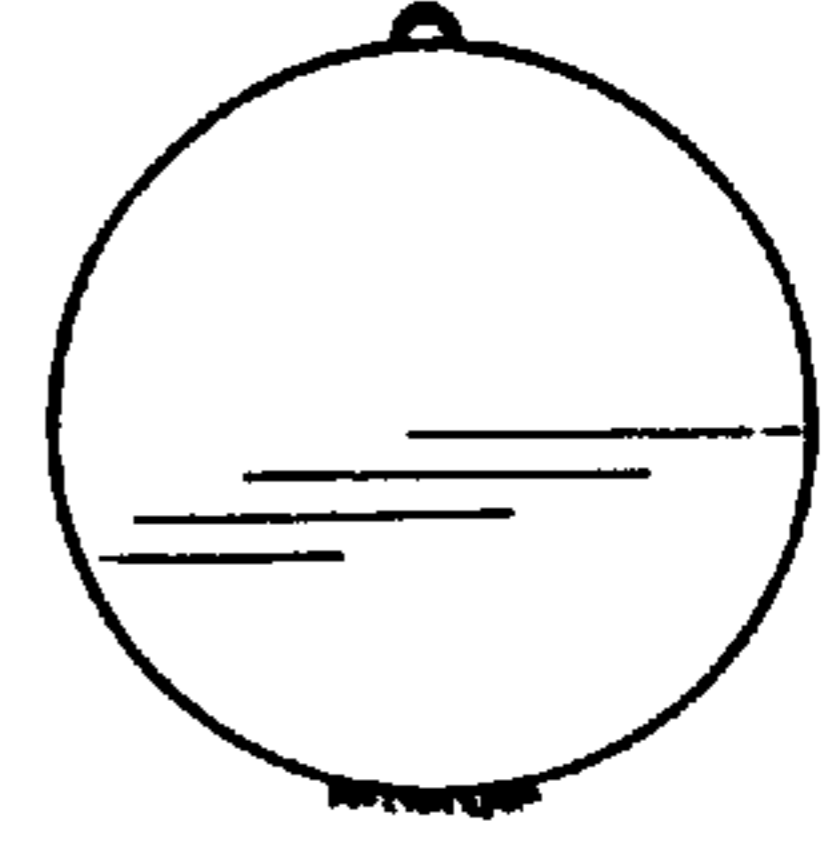


FIG. 4

