



US00D443703S

(12) **United States Design Patent**  
**Sood**

(10) **Patent No.:** **US D443,703 S**

(45) **Date of Patent:** **\*\* Jun. 12, 2001**

(54) **LIGHTBULB**

(76) **Inventor:** **Kathryn C. Sood**, P.O. Box 137,  
Boxford, MA (US) 01921

(\*\*) **Term:** **14 Years**

(21) **Appl. No.:** **29/059,171**

(22) **Filed:** **Sep. 4, 1996**

(51) **LOC (7) Cl.** ..... **26-04**

(52) **U.S. Cl.** ..... **D26/2**

(58) **Field of Search** ..... D26/1, 2, 4; 313/324,  
313/317, 318.01, 318.04, 318.08, 510, 512,  
483, 485, 116, 111

(56) **References Cited**

**U.S. PATENT DOCUMENTS**

D. 147,857	4/1947	Larson .	
D. 268,530	4/1983	Ament .	
D. 310,422	9/1990	Shupe .	
1,262,395 *	4/1918	Schickerling	..... 313/111

2,074,888 *	3/1937	Birdseye	..... 313/111
3,442,038 *	5/1969	Boyce	..... 313/317
5,008,587 *	4/1991	Bergis	..... 313/318.01
5,039,905 *	8/1991	Essers	..... 313/318.01
5,363,009 *	11/1994	Monto	..... 313/116 X

\* cited by examiner

*Primary Examiner*—Susan J. Lucas

(74) *Attorney, Agent, or Firm*—Don Halgren

(57) **CLAIM**

The ornamental design for the lightbulb, as shown and described.

**DESCRIPTION**

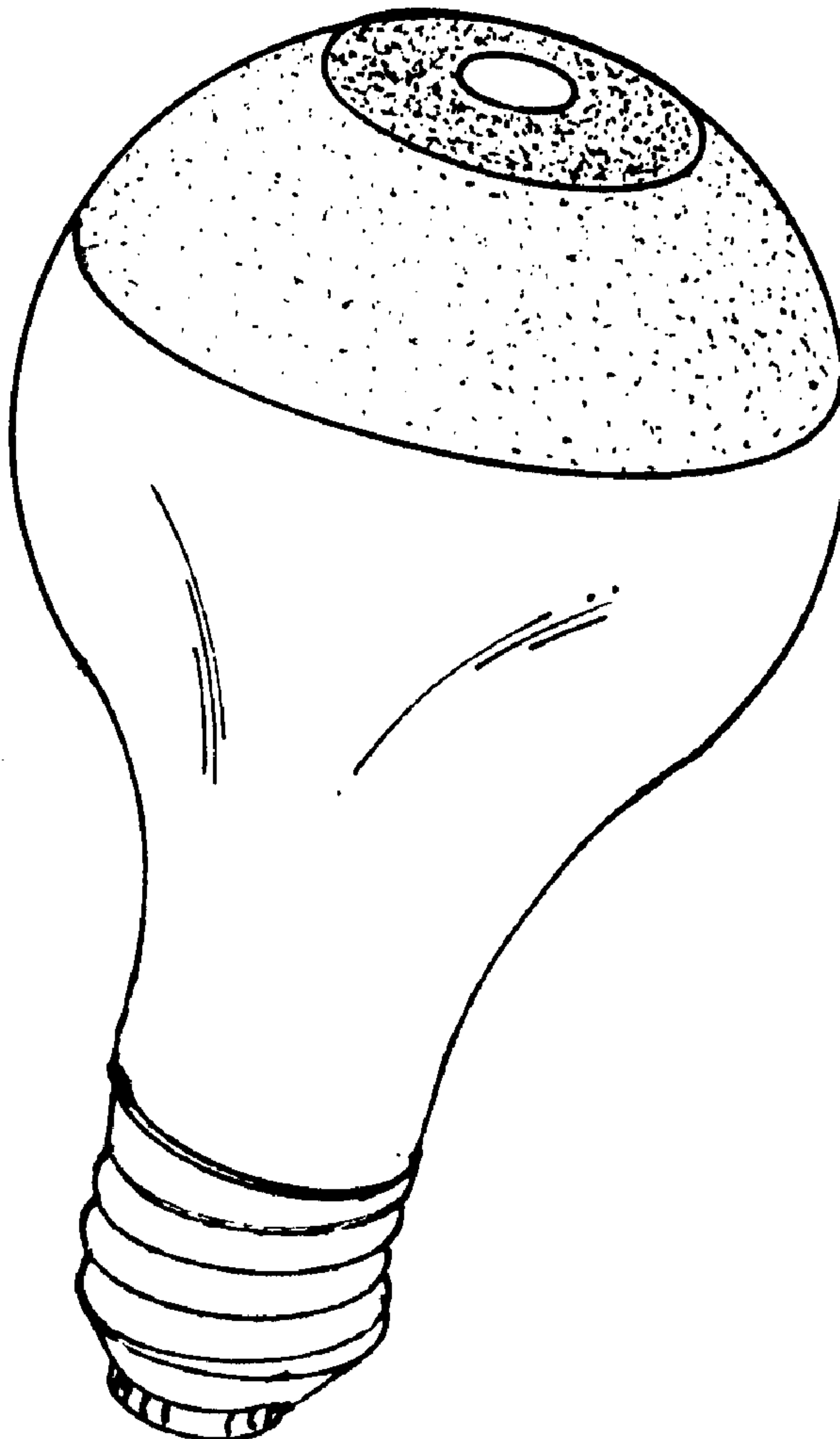
FIG. 1 is a perspective view of the lightbulb showing my new design;

FIG. 2 is a side elevational view of the lightbulb;

FIG. 3 is a plane view of the lightbulb; and,

FIG. 4 is a view of the bottom of the lightbulb.

**1 Claim, 1 Drawing Sheet**



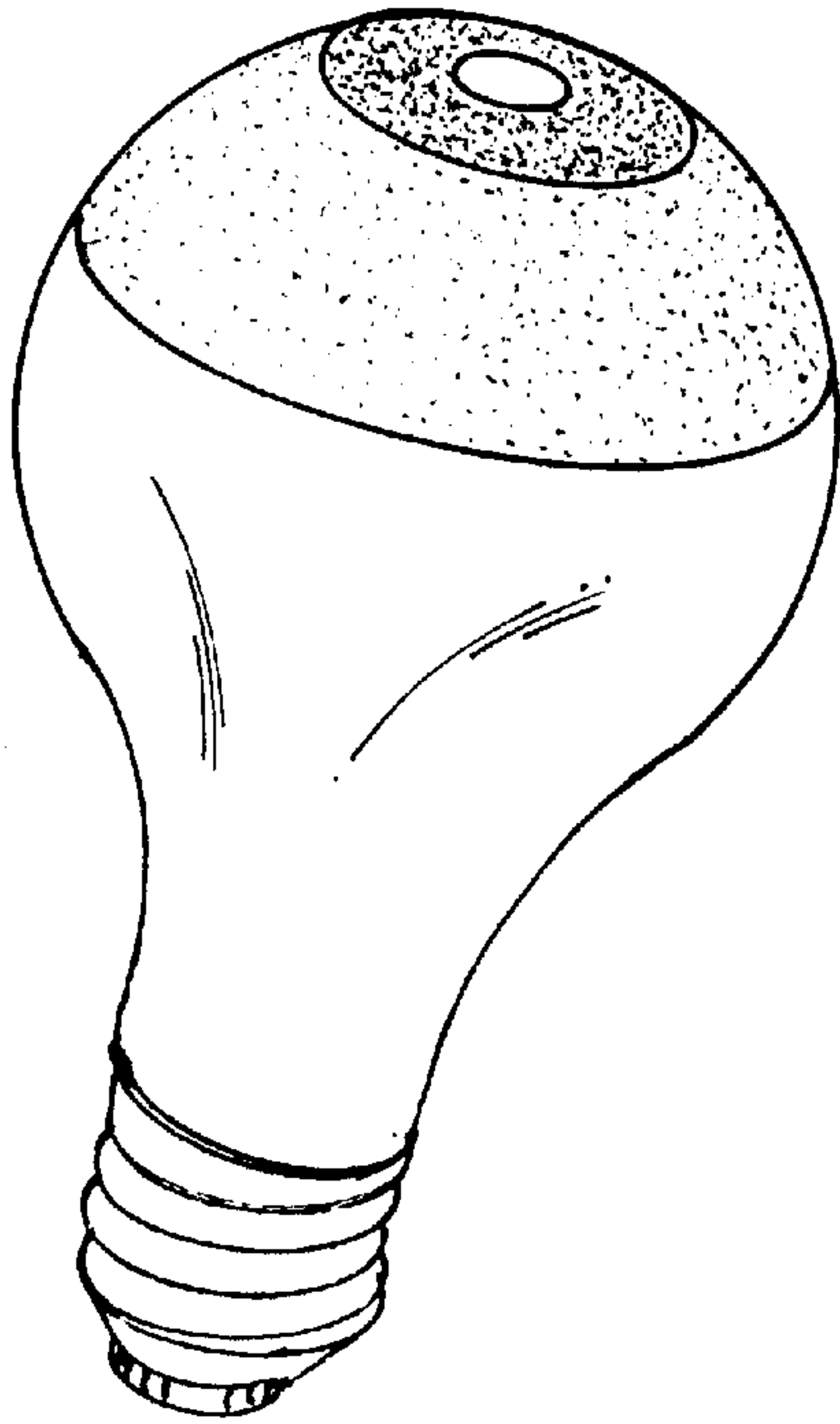


FIG. 1




FIG. 2

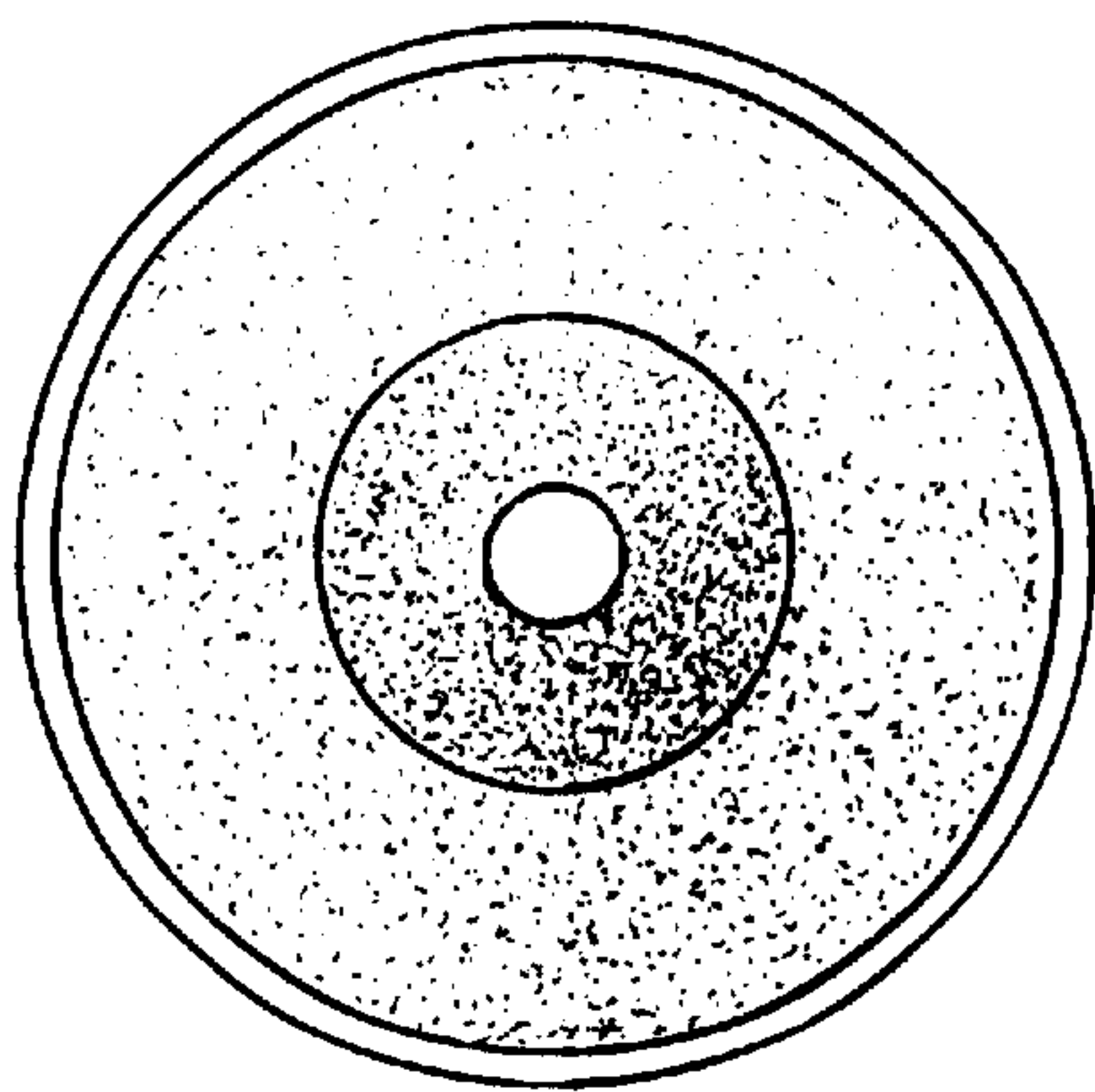


FIG. 3

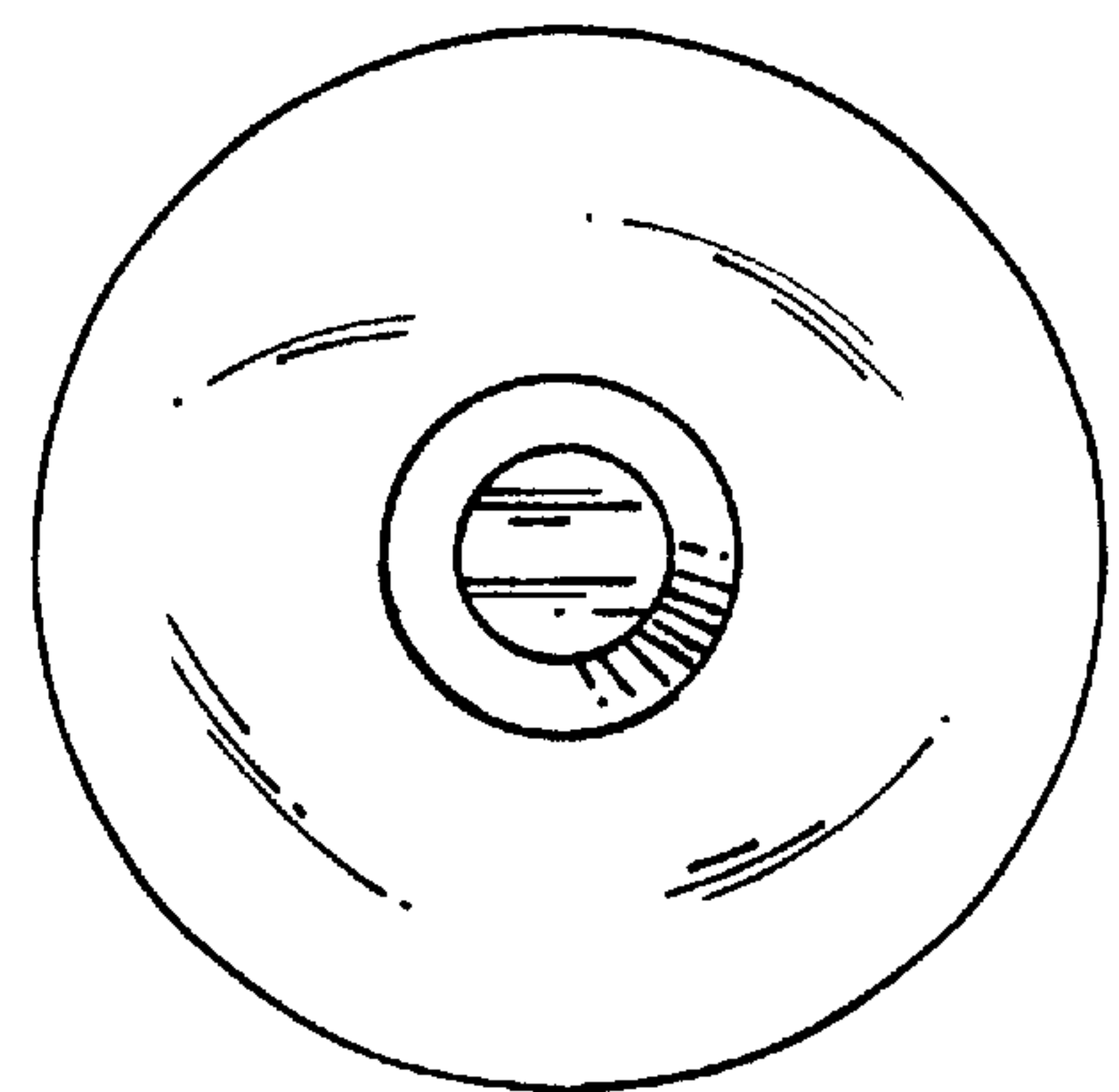


FIG. 4