



US00D443687S

(12) **United States Design Patent**  
**Rokossa**

(10) **Patent No.:** **US D443,687 S**

(45) **Date of Patent:** **\*\* Jun. 12, 2001**

(54) **CHIMNEY INSERT**

(75) **Inventor:** **Gerhard Manfred Rokossa, Bissendorf (DE)**

(73) **Assignee:** **Spartherm Feuerungstechnik GmbH, Melle (DE)**

(\*\*) **Term:** **14 Years**

(21) **Appl. No.:** **29/117,658**

(22) **Filed:** **Jan. 27, 2000**

(30) **Foreign Application Priority Data**

Jul. 29, 1999 (DE) ..... 4 99 07 279

(51) **LOC (7) Cl.** ..... **23-03**

(52) **U.S. Cl.** ..... **D23/405; D23/344**

(58) **Field of Search** ..... D23/405, 342-350,  
D23/314; 126/120-122, 126, 138-143,  
190, 200, 500, 544, 515, 517

(56) **References Cited**

**U.S. PATENT DOCUMENTS**

D. 301,924 \* 6/1989 Craver ..... D23/344

D. 410,537 \* 6/1999 Brunner ..... D23/342

D. 426,291 \* 1/1999 Brunner ..... D23/342

5,542,407 \* 8/1996 Hawinson ..... 126/515

6,029,655 \* 2/2000 Hussong et al. .... 126/515

\* cited by examiner

*Primary Examiner*—Mitchell Siegel

(74) *Attorney, Agent, or Firm*—Jordan and Hamburg LLP

(57) **CLAIM**

The ornamental design for a chimney insert, as shown.

**DESCRIPTION**

FIG. 1 is a front elevational view of a chimney insert showing my new design;

FIG. 2 is a left side elevational view thereof;


FIG. 3 is a right side elevational view thereof;

FIG. 4 is a rear elevational view thereof;

FIG. 5 is a top plan view thereof; and,

FIG. 6 is a bottom plan view thereof.

**1 Claim, 6 Drawing Sheets**






Fig. 1



Fig. 2




Fig. 3




Fig. 4




Fig. 5




Fig. 6