



US00D443678S

(12) **United States Design Patent**
Lord

(10) **Patent No.:** **US D443,678 S**

(45) **Date of Patent:** **** *Jun. 12, 2001**

(54) **FAUCET HANDLE**

(75) **Inventor:** **Judd A. Lord**, Carmel, IN (US)

(73) **Assignee:** **Masco Corporation of Indiana**,
Indianapolis, IN (US)

(*) **Notice:** This patent is subject to a terminal disclaimer.

(**) **Term:** **14 Years**

(21) **Appl. No.:** **29/117,533**

(22) **Filed:** **Jan. 27, 2000**

(51) **LOC (7) Cl.** **23-01**

(52) **U.S. Cl.** **D23/252; D23/250**

(58) **Field of Search** D23/238-243,
D23/249-254; D8/300-303, 308, 321, DIG. 3;
4/675-678; 16/110 R; 137/801

(56) **References Cited**

U.S. PATENT DOCUMENTS

- D. 44,107 * 5/1913 Newton D23/238
- D. 60,347 * 2/1922 Kersten D23/241
- D. 81,026 * 4/1930 Schnell D23/308
- D. 303,490 * 9/1989 Mosch D8/321
- D. 349,208 * 8/1994 Bollenbacher D23/254
- D. 349,328 * 8/1994 Bollenbacher D23/252
- D. 355,578 * 2/1995 Mark et al. D8/308
- D. 357,525 * 4/1995 Fabian D23/252
- D. 365,384 * 12/1995 Robbins D23/252

- D. 372,764 * 8/1996 Dubin D23/254
- D. 378,231 * 2/1997 Dubin D23/252
- D. 391,831 * 3/1998 Doughty et al. D8/321
- D. 392,720 * 3/1998 Doughty et al. D23/250
- D. 407,466 * 3/1999 Hundley et al. D23/252

* cited by examiner

Primary Examiner—Louis S. Zarfaz

Assistant Examiner—Gregory Andoll

(74) *Attorney, Agent, or Firm*—Myron B. Kapustij; Lloyd D. Doigan

(57) **CLAIM**

The ornamental design for a faucet handle, as shown and described.

DESCRIPTION

FIG. 1 is a front perspective view of the faucet handle showing my new design;

FIG. 2 is a rear perspective view thereof;

FIG. 3 is a top plan view thereof;

FIG. 4 is a front elevational view thereof, the rear being a mirror image of the front shown;


FIG. 5 is a right side elevational view thereof;

FIG. 6 is a left side elevational view thereof; and,

FIG. 7 is a bottom plan view thereof.

The broken line showing of the annular rib at the base of the handle body in FIGS. 1 and 2 is for purposes of illustration only and forms no part of the claimed design.

1 Claim, 4 Drawing Sheets



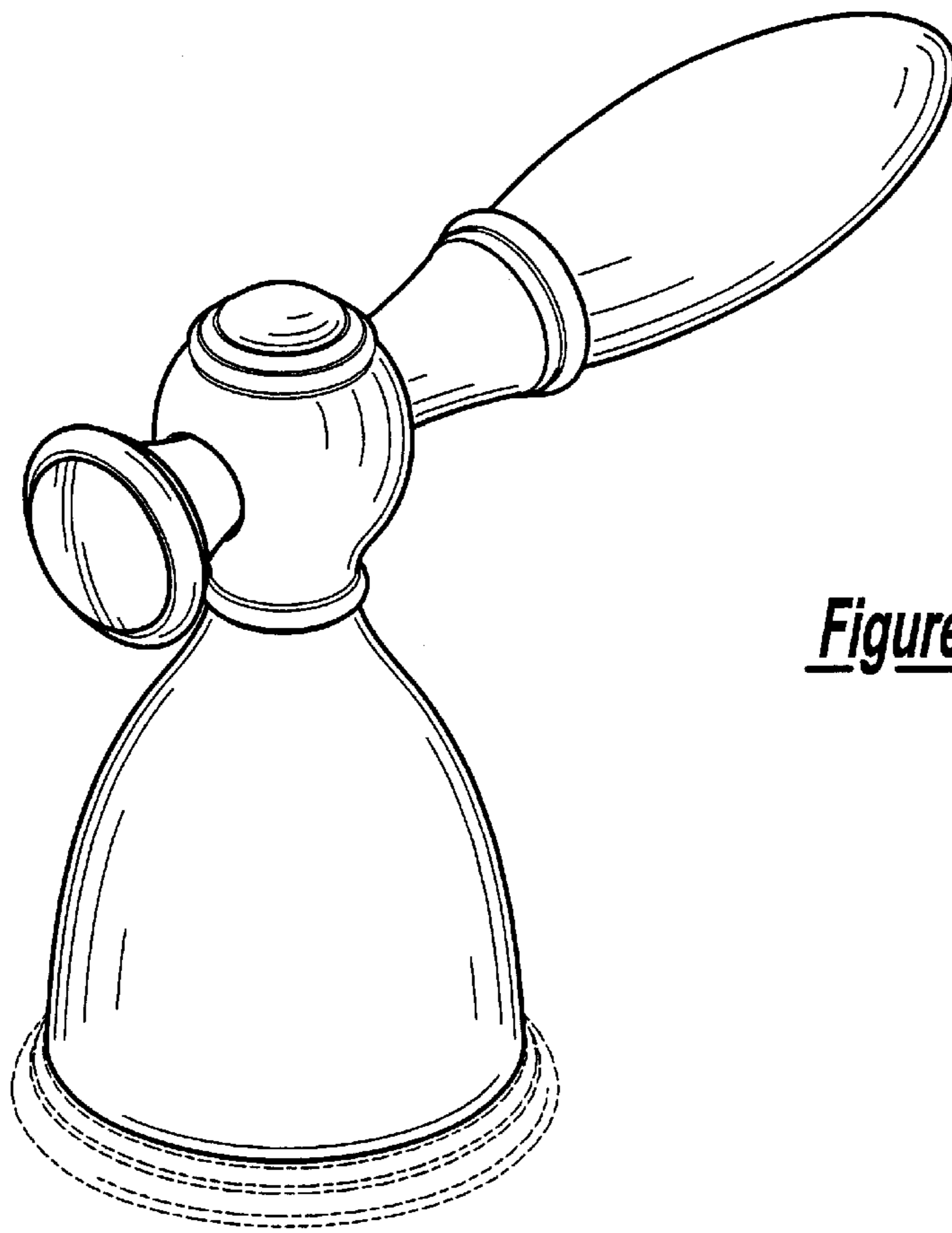


Figure - 1




Figure - 2




Figure - 3

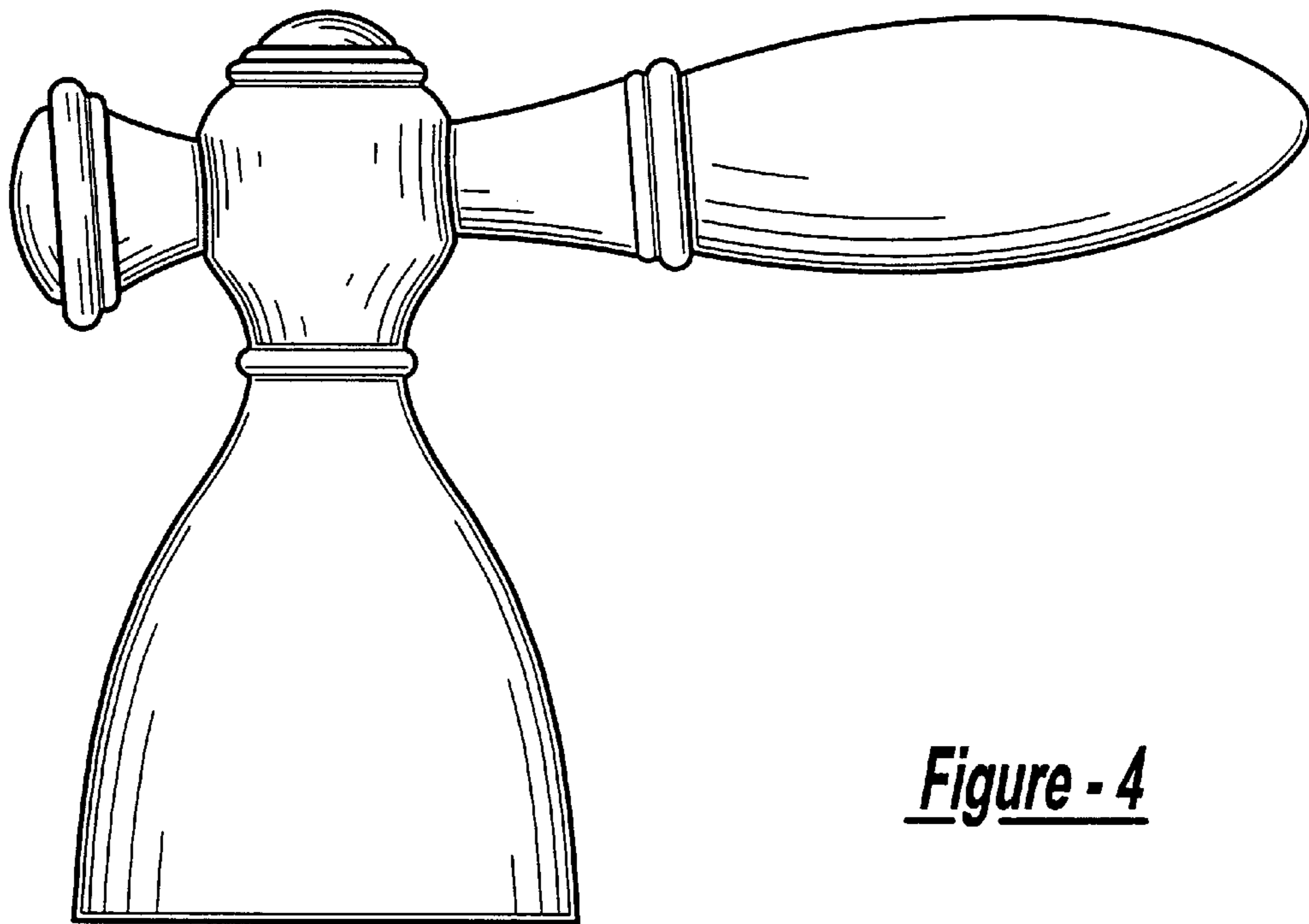


Figure - 4





Figure - 5

Figure - 6



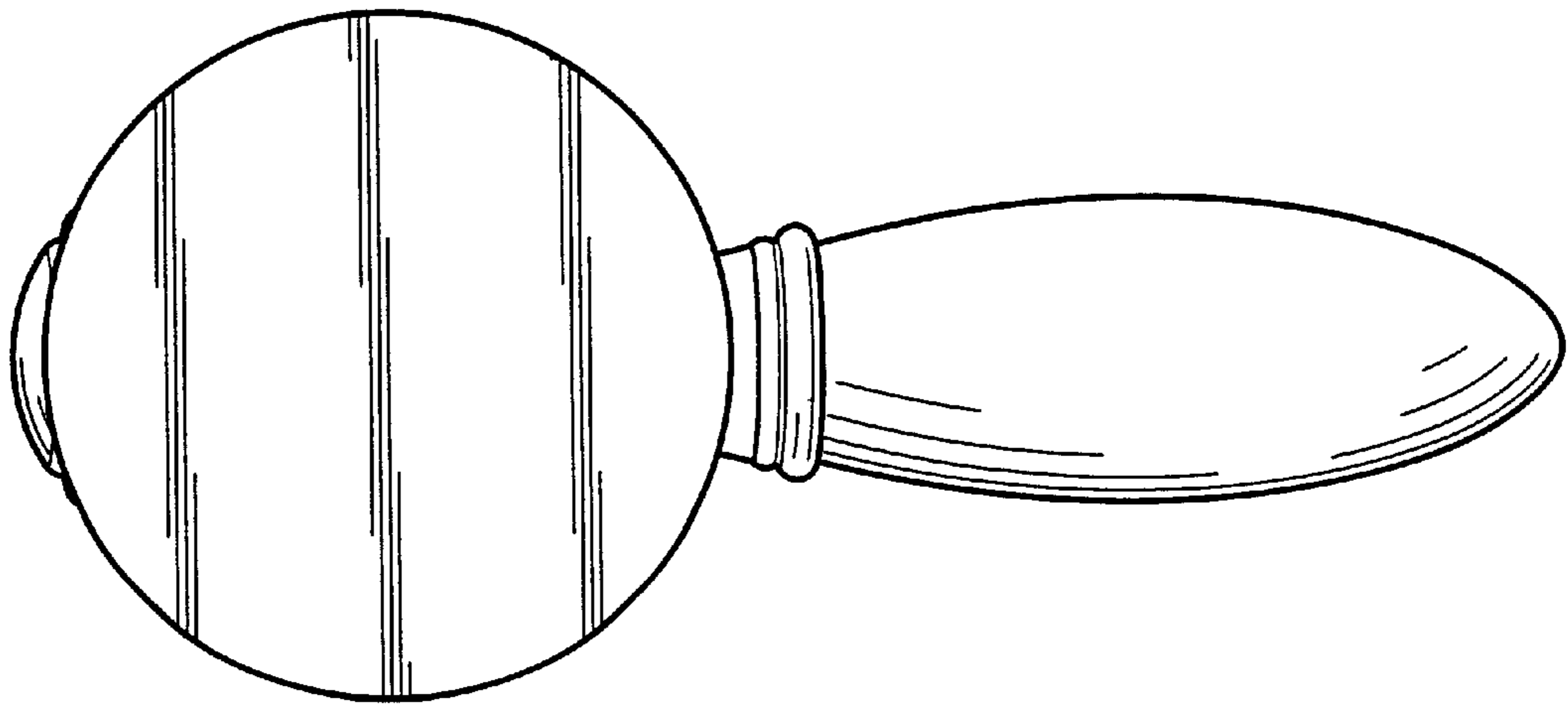


Figure - 7