



US00D443675S

(12) **United States Design Patent**  
**Howard et al.**

(10) **Patent No.:** **US D443,675 S**

(45) **Date of Patent:** **\*\* Jun. 12, 2001**

(54) **SPRAY NOZZLE COVER**

D. 422,055 \* 3/2000 Stasny et al. .... D23/226  
5,660,333 8/1997 Strahman .

(75) Inventors: **James Howard**, Dover, NJ (US);  
**Joseph Serieka**, Louisville, NC (US)

\* cited by examiner

(73) Assignee: **Strahman Valves, Inc.**, Florham Park,  
NJ (US)

*Primary Examiner*—Robin V. Taylor

(74) *Attorney, Agent, or Firm*—Carella Byrne Bain  
Gilfillan Cecchi; John G. Gilfillan; William Squire

(\*\*) Term: **14 Years**

(57) **CLAIM**

(21) Appl. No.: **29/131,970**

The ornamental design for a spray nozzle cover, as shown  
and described.

(22) Filed: **Oct. 31, 2000**

**DESCRIPTION**

(51) **LOC (7) Cl.** ..... **23-01**

(52) **U.S. Cl.** ..... **D23/227; D23/223**

(58) **Field of Search** ..... D23/213, 223,  
D23/226; 239/525-527, 394

FIG. 1 is a left side elevation view of a spray nozzle cover  
showing our new design;

FIG. 2 is a top plan view thereof;

FIG. 3 is a bottom plan view thereof;

FIG. 4 is a right side elevation view thereof;

FIG. 5 is a front elevation view thereof;

FIG. 6 is a rear elevation view thereof; and,

FIG. 7 is a perspective view thereof.

(56) **References Cited**

**U.S. PATENT DOCUMENTS**

D. 326,138 \* 5/1992 Clivio ..... D23/226

D. 349,559 \* 8/1994 Vanderhoof et al. .... D23/227

D. 383,522 \* 9/1997 Guo ..... D23/226

**1 Claim, 3 Drawing Sheets**

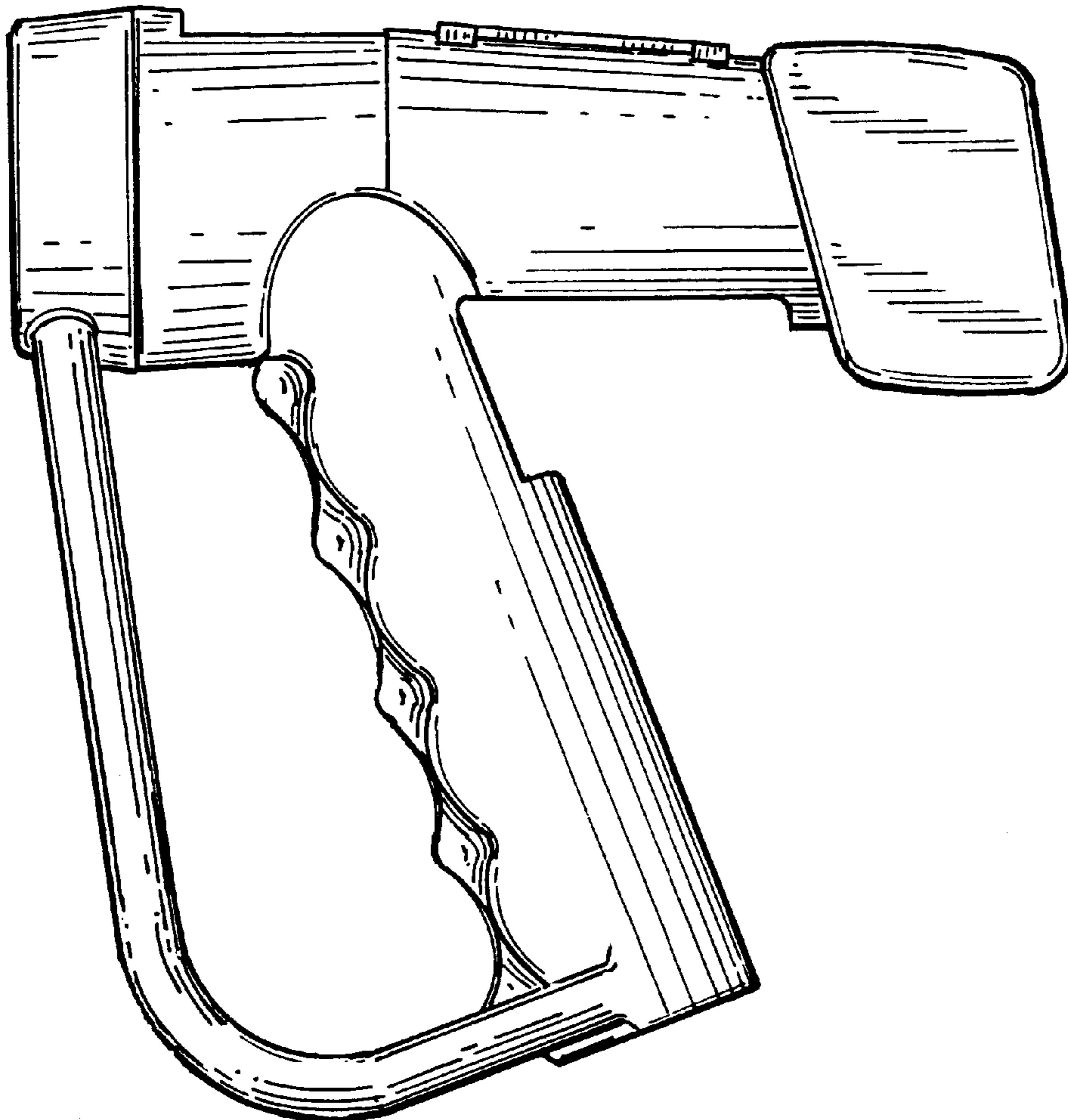


FIG. 1

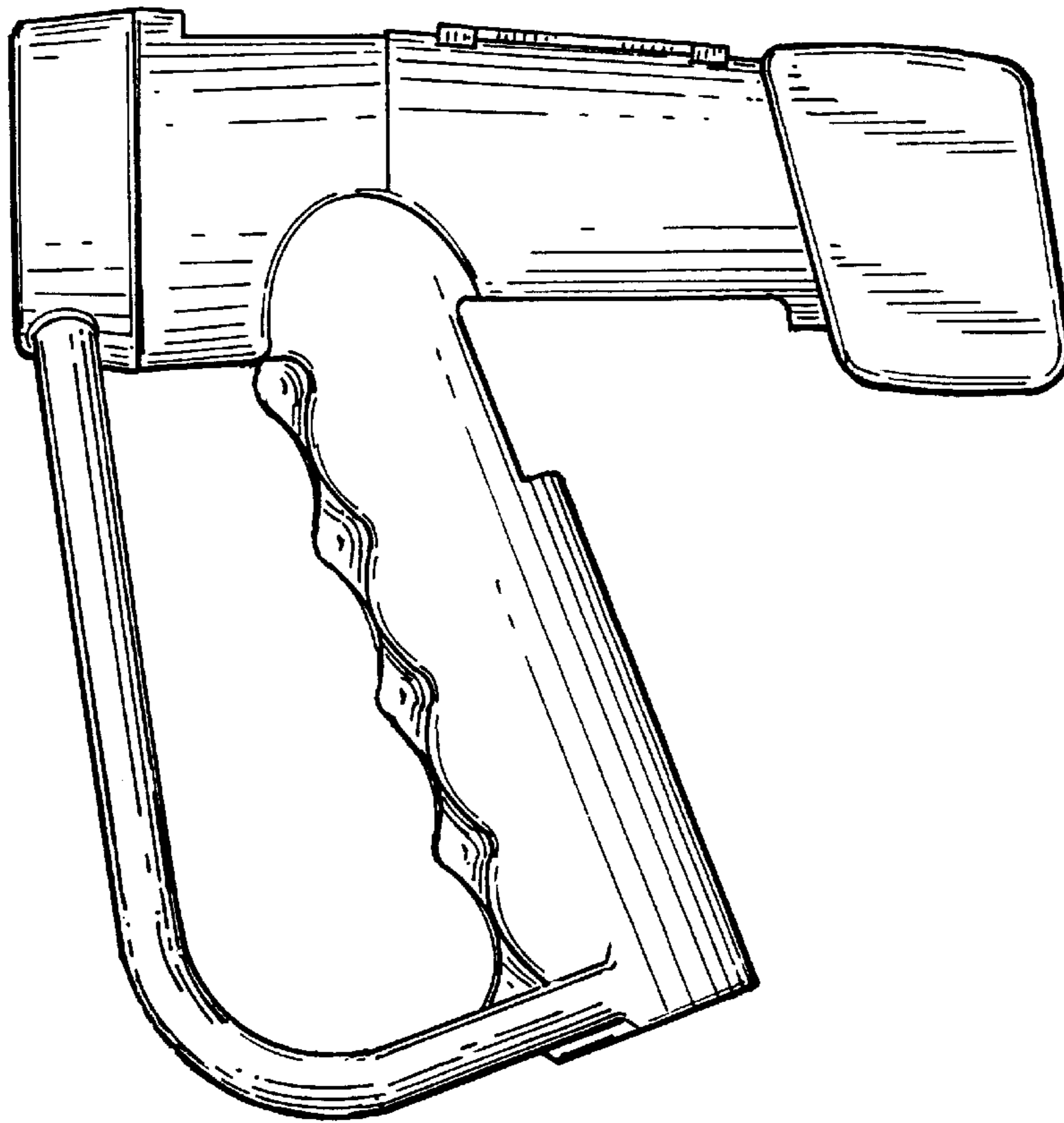


FIG. 2

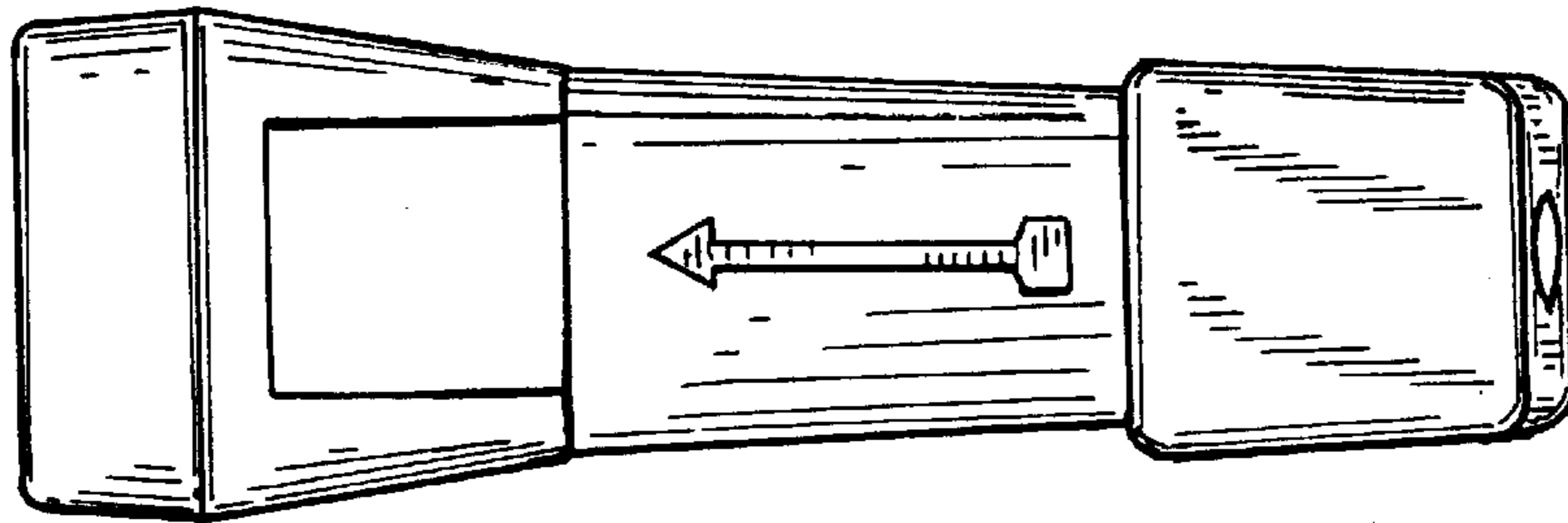


FIG. 3




FIG. 4

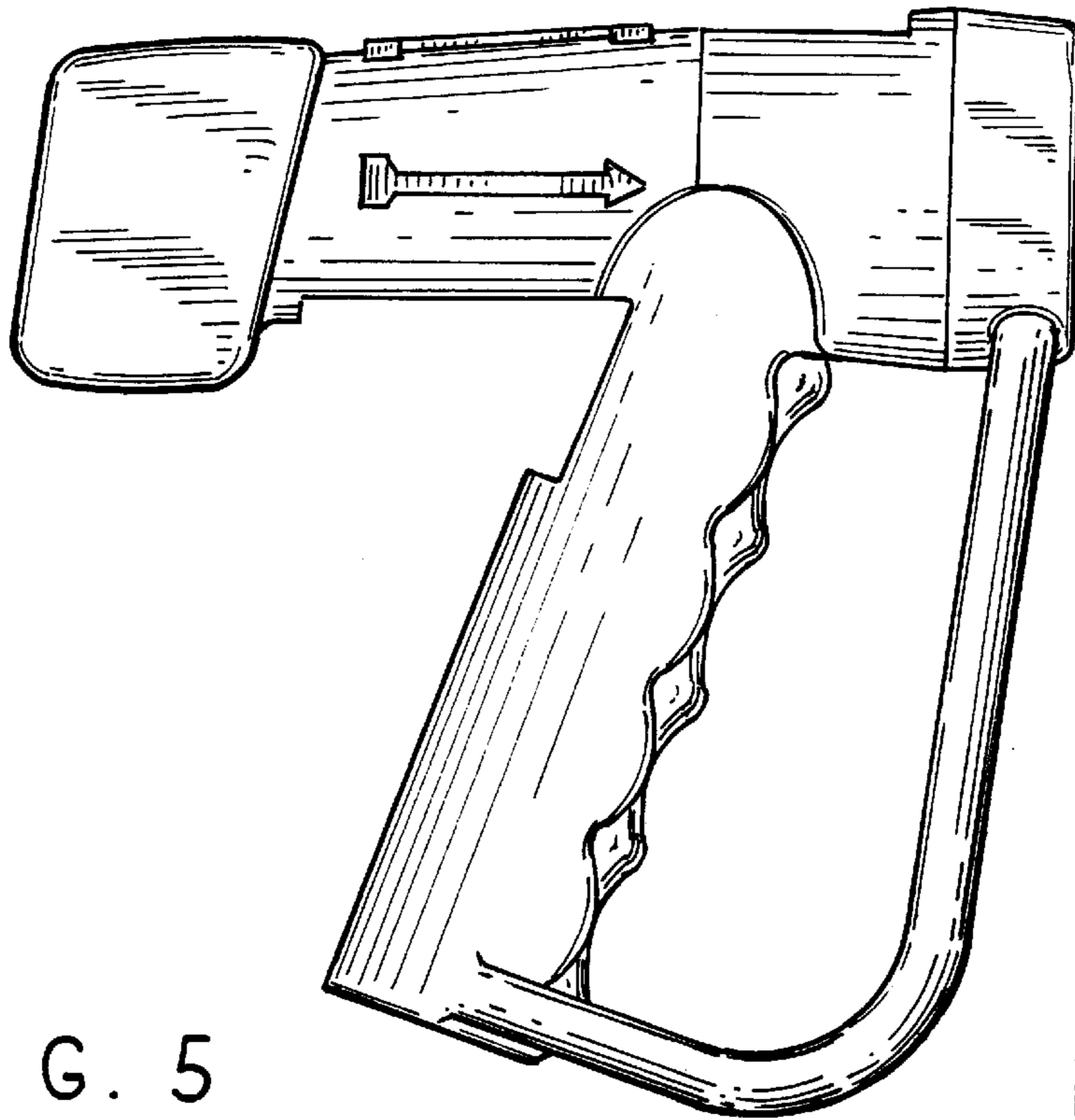


FIG. 5




FIG. 6

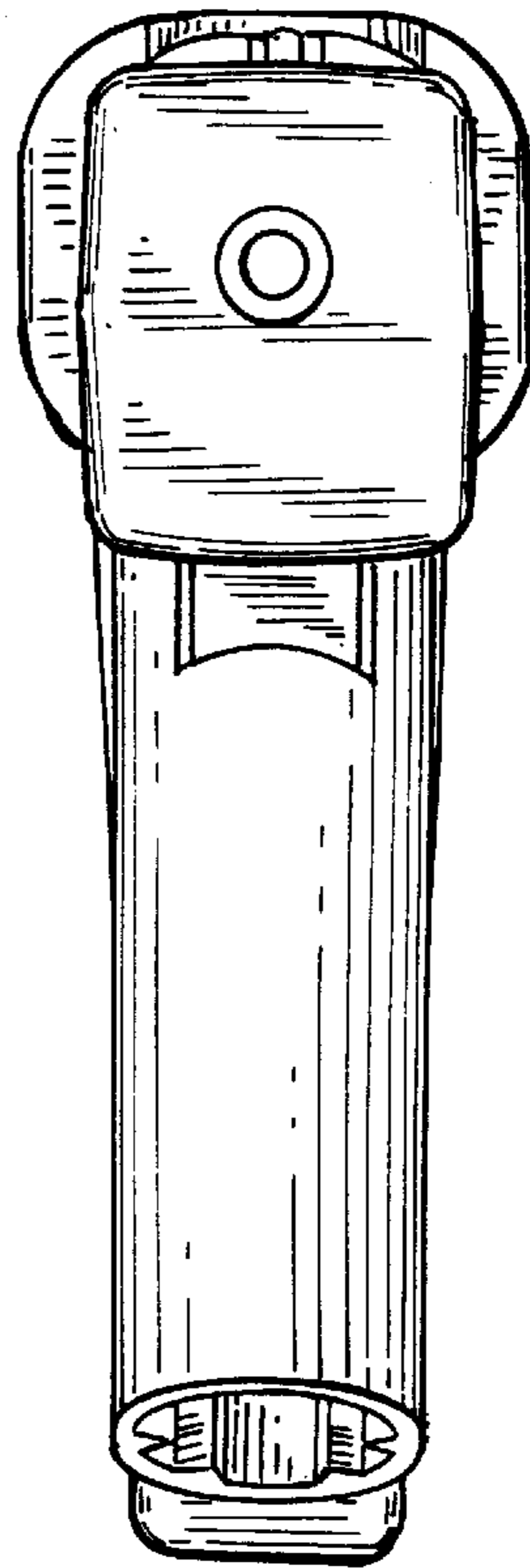


FIG. 7

