



US00D443654S

(12) **United States Design Patent**
Maruyama et al.

(10) **Patent No.:** **US D443,654 S**

(45) **Date of Patent:** **** Jun. 12, 2001**

(54) **LABEL FOR AUTOMOBILE**

(75) Inventors: **Keiji Maruyama; Jiro Hamada**, both of Wako (JP)

(73) Assignee: **Honda Giken Kogyo Kabushiki Kaisha**, Tokyo (JP)

(**) Term: **14 Years**

(21) Appl. No.: **29/131,047**

(22) Filed: **Oct. 12, 2000**

(30) **Foreign Application Priority Data**

Apr. 12, 2000 (JP) 12-009480

(51) **LOC (7) Cl.** **20-02**

(52) **U.S. Cl.** **D20/11**

(58) **Field of Search** D20/10, 11, 22-28, D20/40, 42; 40/1, 1.5, 1.6, 299, 584, 606, 617, 618, 625, 630, 638, 642

(56) **References Cited**

U.S. PATENT DOCUMENTS

D. 337,130 * 7/1993 Brooks et al. D20/11

D. 350,156 * 8/1994 Adiv D20/11
D. 370,696 * 6/1996 Nutter et al. D20/11
D. 396,064 * 7/1998 Beebe D20/11
D. 422,315 * 4/2000 Bosack D20/11

* cited by examiner

Primary Examiner—Marcus A. Jackson

(74) *Attorney, Agent, or Firm*—Sughrue, Mion, Zinn, Macpeak & Seas, PLLC

(57) **CLAIM**

The ornament design for label for automobile, as shown and described.

DESCRIPTION

FIG. 1 is a top plan view of a label for an automobile; the bottom plan view is identical with the top plan view.

FIG. 2 is an elevated front view thereof.

FIG. 3 is an elevated left side view thereof; the right side elevation view is identical with the left side elevation view.

FIG. 4 is an elevated rear view thereof.

FIG. 5 is a reference view thereof. The checkered portion indicates transparency.

1 Claim, 5 Drawing Sheets




FIG. 1

FIG. 2




FIG. 3



FIG. 4




FIG. 5

