



US00D443649S

(12) **United States Design Patent**  
**Citron**

(10) **Patent No.:** **US D443,649 S**

(45) **Date of Patent:** **\*\* Jun. 12, 2001**

(54) **AUTOMOBILE STEERING WHEEL  
CLIPBOARD**  
  
(76) **Inventor:** **Chaim Citron**, 65-52 160<sup>th</sup> St., Apt. 2F,  
Flushing, NY (US) 11365  
  
(\*\*) **Term:** **14 Years**

4,974,805	12/1990	Douglas	.....	248/447.1
4,995,637	2/1991	Muraishi	.....	280/727
5,060,581	10/1991	Malinski	.....	108/44
5,177,665	*	1/1993	Frank et al.	..... 224/276 X
5,324,076	*	6/1994	Nieradka	..... 281/45
5,386,785	2/1995	Naor	.....	108/44
5,487,521	1/1996	Callahan	.....	248/441.1
5,845,585	*	12/1998	Meeus et al.	..... 108/44
6,062,145	*	5/2000	Lin	..... 108/44

(21) **Appl. No.:** **29/126,059**  
(22) **Filed:** **Jul. 10, 2000**

\* cited by examiner

(51) **LOC (7) Cl.** ..... **19-02**  
(52) **U.S. Cl.** ..... **D19/88; D19/91; D12/177**  
(58) **Field of Search** ..... **D12/177; D19/52,**  
**D19/65, 78, 84, 88, 90, 91, 99, 100; 108/44;**  
**224/400, 276, 277; 248/441.1, 684, 446,**  
**447, 447.1, 447.2, 450, 451, 452, 459,**  
**460; 281/45**

*Primary Examiner*—Martie K. Holtje  
(74) *Attorney, Agent, or Firm*—Gottlieb, Rackman &  
Reisman, P.C.

(57) **CLAIM**

I claim the ornamental design for an automobile steering wheel clipboard, as shown and described.

(56) **References Cited**

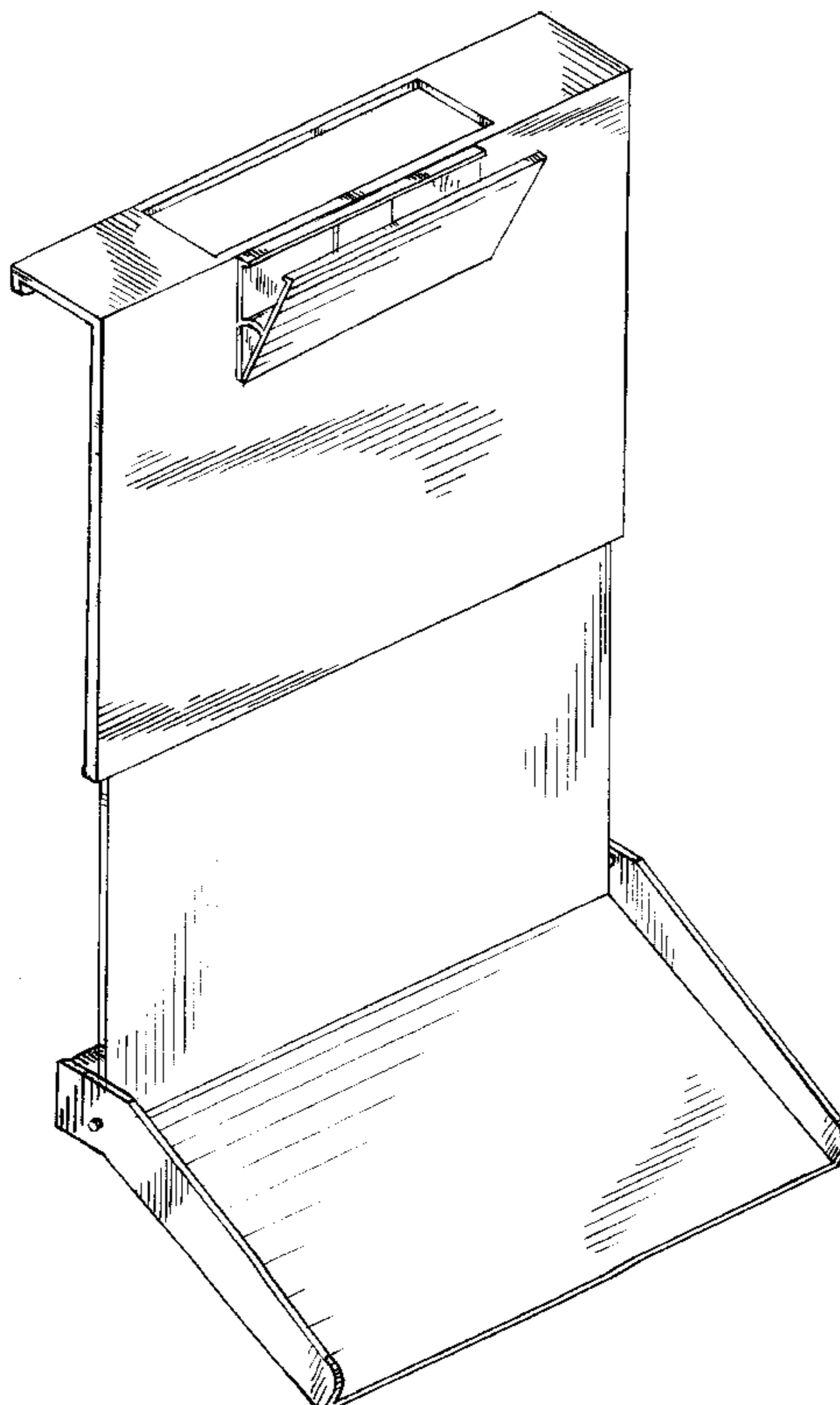
**DESCRIPTION**

**U.S. PATENT DOCUMENTS**

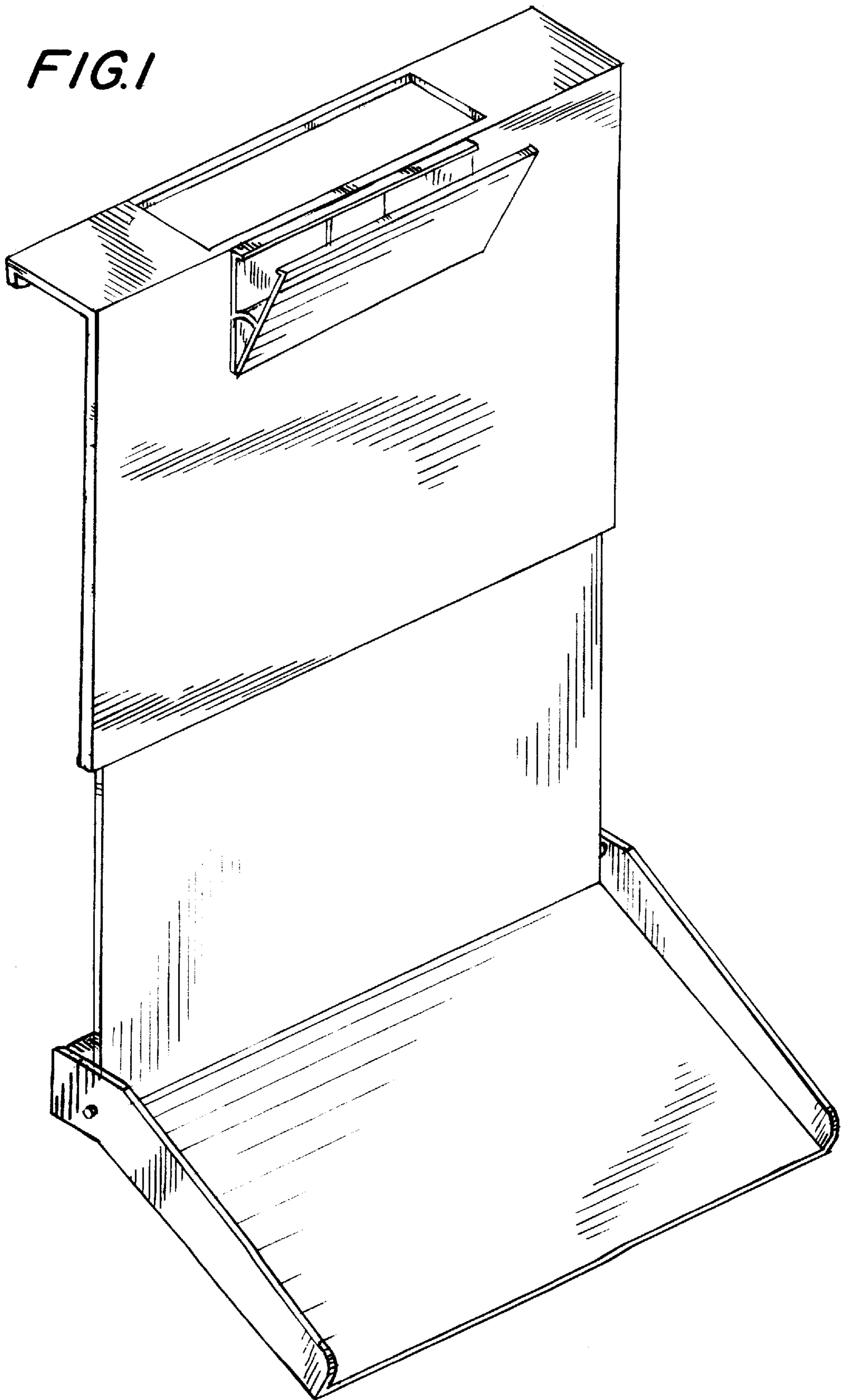
D. 226,040	1/1973	Beefi	.....	D19/88
D. 257,589	12/1980	Shaffert	.....	D19/88
D. 317,788	6/1991	DeWitt	.....	D19/88
D. 318,299	7/1991	Moberg	.....	D19/88
D. 321,012	10/1991	Wright	.....	D19/88
D. 330,915	11/1992	Shing-Wai	.....	D19/88
D. 356,339	*	3/1995	Geborek	..... D19/88
4,139,217	2/1979	Jamison	.....	281/15
4,166,559	9/1979	Richardson	.....	224/276
4,726,607	*	2/1988	White	..... 281/45
4,955,576	9/1990	Moberg	.....	248/449

FIG. 1 is an overall perspective view of my automobile steering wheel clipboard;  
FIG. 2 is a side view of my automobile steering wheel clipboard;  
FIG. 3 is a top view of my automobile steering wheel clipboard;  
FIG. 4 is a bottom view of my automobile steering wheel clipboard; and,  
FIG. 5 is a rear view of my automobile steering wheel clipboard.

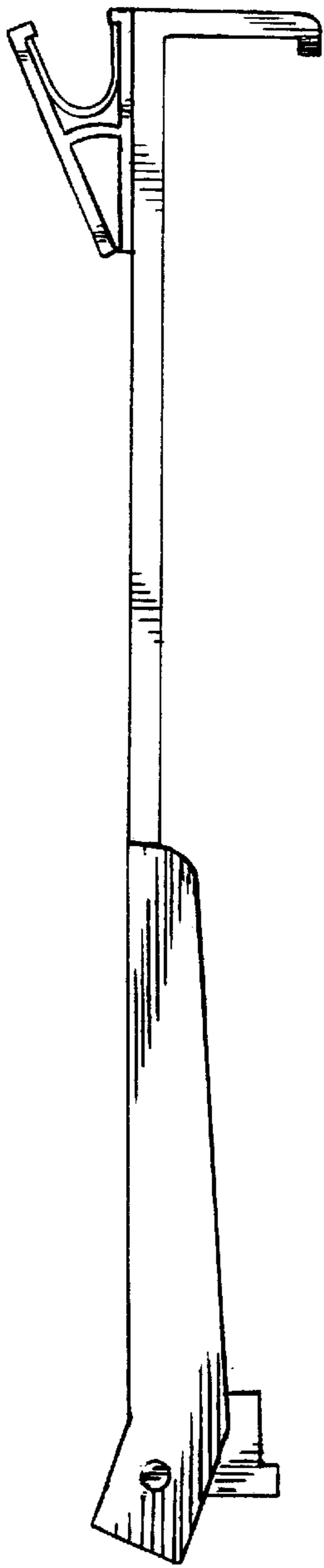
**1 Claim, 3 Drawing Sheets**





*FIG. 1*




*FIG. 2*



*FIG. 3*



*FIG. 4*



*FIG. 5*