



US00D443646S

(12) **United States Design Patent**
Bayer, Jr. et al.

(10) **Patent No.:** **US D443,646 S**

(45) **Date of Patent:** **** Jun. 12, 2001**

(54) **CAR TAPE DISPENSER**

(76) Inventors: **Lawrence J. Bayer, Jr.**, 101 W. Main St., Havelock, NC (US) 28352; **Nolan W. Sydes**, 241 Appledown Dr., Cary, NC (US) 27511

(**) Term: **14 Years**

(21) Appl. No.: **29/131,635**

(22) Filed: **Oct. 25, 2000**

(51) **LOC (7) Cl.** **19-02**

(52) **U.S. Cl.** **D19/69; D19/67**

(58) **Field of Search** D19/65, 67, 68, D19/69, 72, 89, 95, 99, 100; 156/523, 527, 327, 577; 225/6, 7, 12, 19, 22, 25, 34, 35, 45, 56, 74, 77, 89, 11; 242/588, 588.1-588.6, 590; 401/52, 195

(56) **References Cited**

U.S. PATENT DOCUMENTS

- D. 113,721 * 3/1939 Rosenbaum D19/75
- D. 125,560 * 3/1941 Cheney D19/69
- D. 197,934 * 4/1964 Weaver D19/69
- D. 316,273 * 4/1991 Tsuji D19/75

- D. 381,256 * 7/1997 Garner D8/373
- D. 408,456 * 4/1999 Garner D19/90
- 4,753,346 * 6/1988 Tsuji 206/371
- 4,768,987 * 9/1988 Usui et al. 401/52 X

* cited by examiner

Primary Examiner—Martie K. Holtje

(74) *Attorney, Agent, or Firm*—Coats & Bennett, PLLC

(57) **CLAIM**

The ornamental design for a car tape dispenser, as shown and described.

DESCRIPTION

FIG. 1 is a side elevational view of the car tape dispenser with the opposite side being a mirror image of the same.

FIG. 2 is a top plan view of the car tape dispenser.

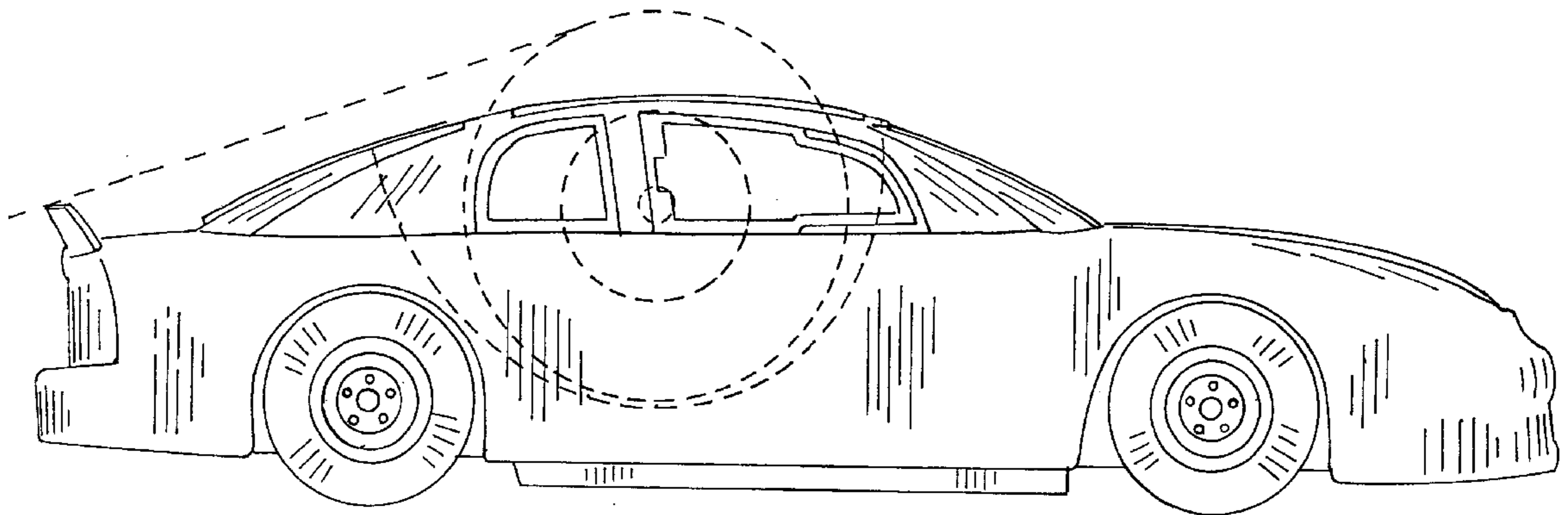
FIG. 3 is a bottom plan view of the car tape dispenser.

FIG. 4 is a front elevational view of a car tape dispenser; and,

FIG. 5 is a rear elevational view of the car tape dispenser.

The tape rolls depicted by means of broken lines in FIGS. 1, 2, 4, and 5 have been shown for illustrative purposes only and form no part of the claimed design.

1 Claim, 4 Drawing Sheets



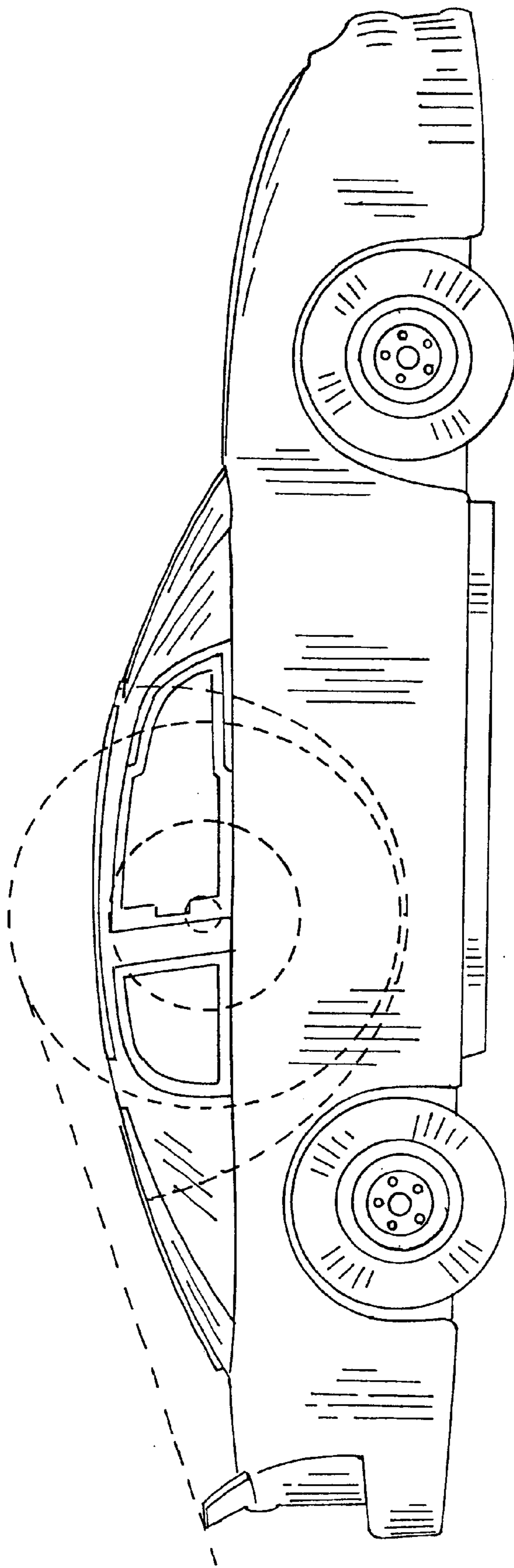


FIG. 1




FIG. 2

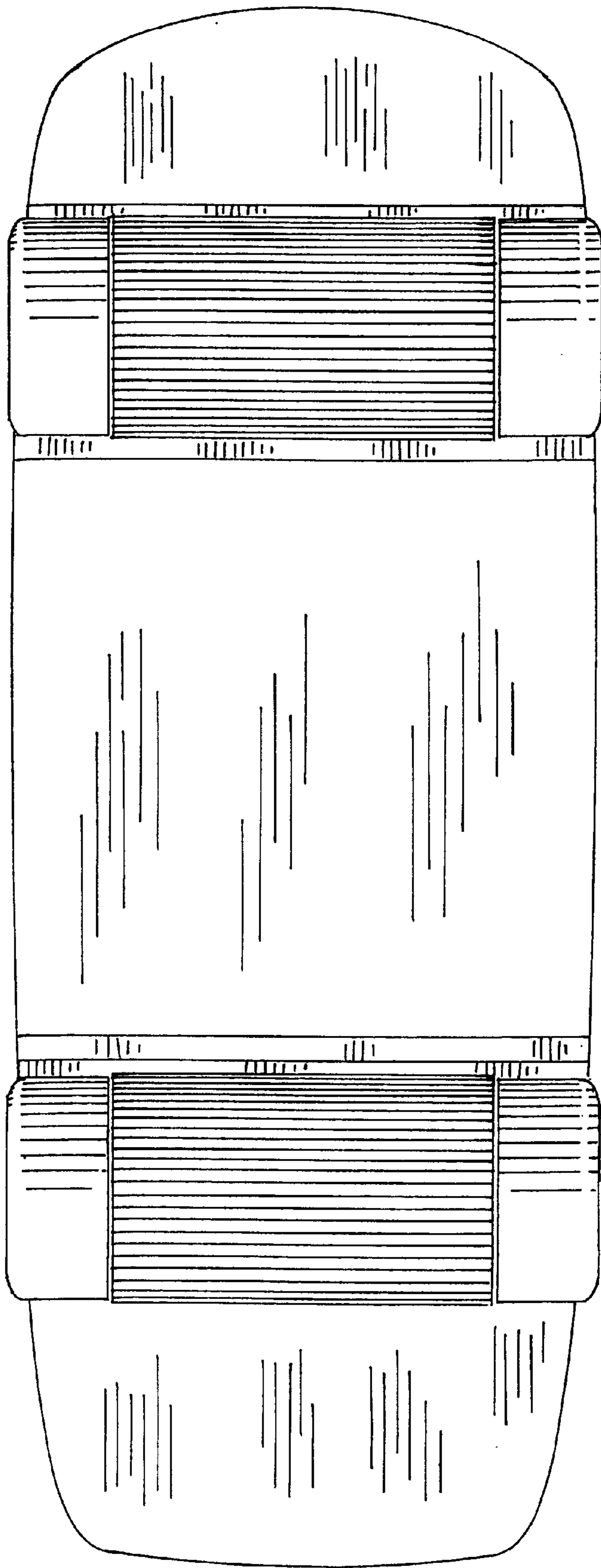


FIG. 3

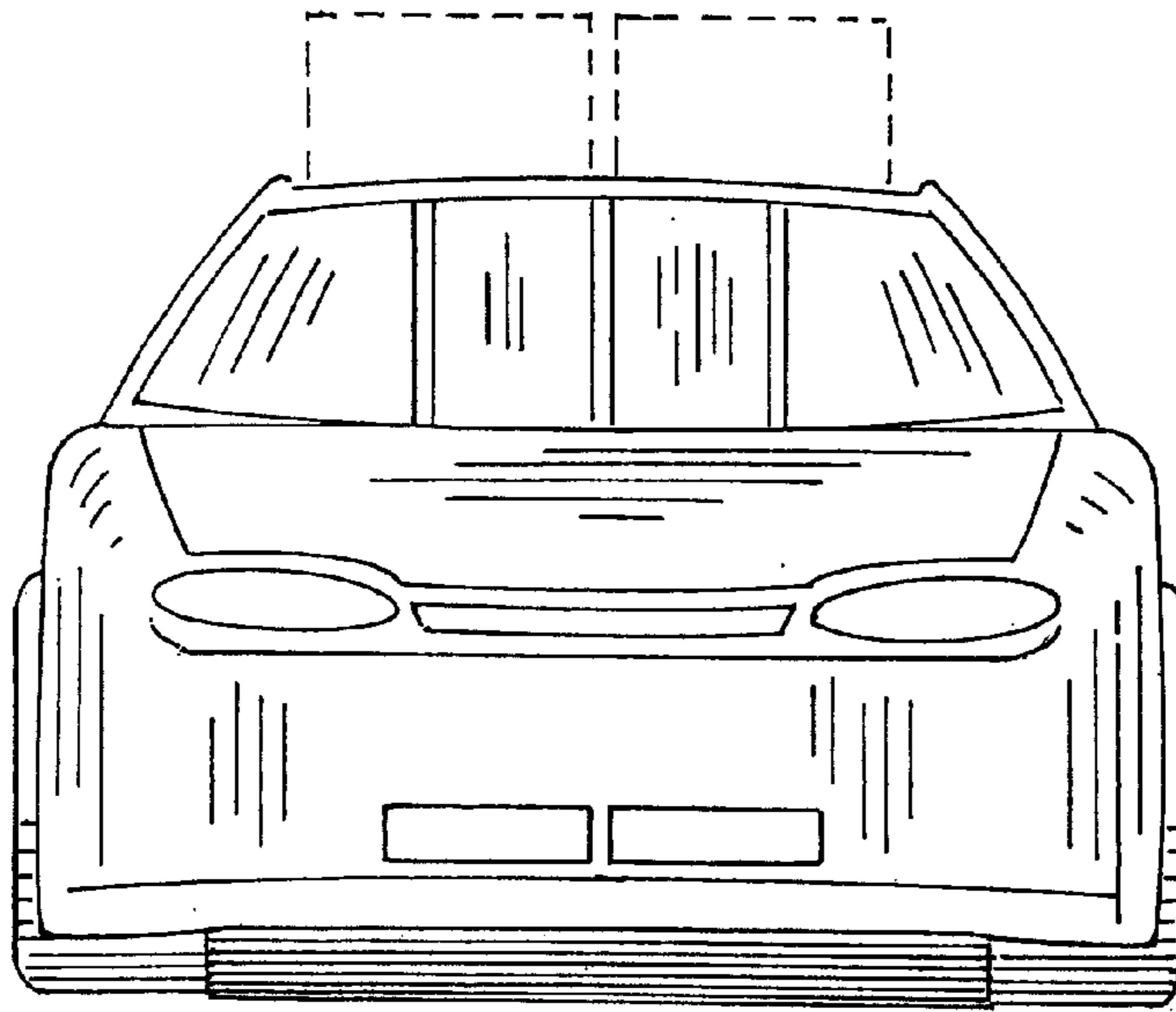


Fig. 4

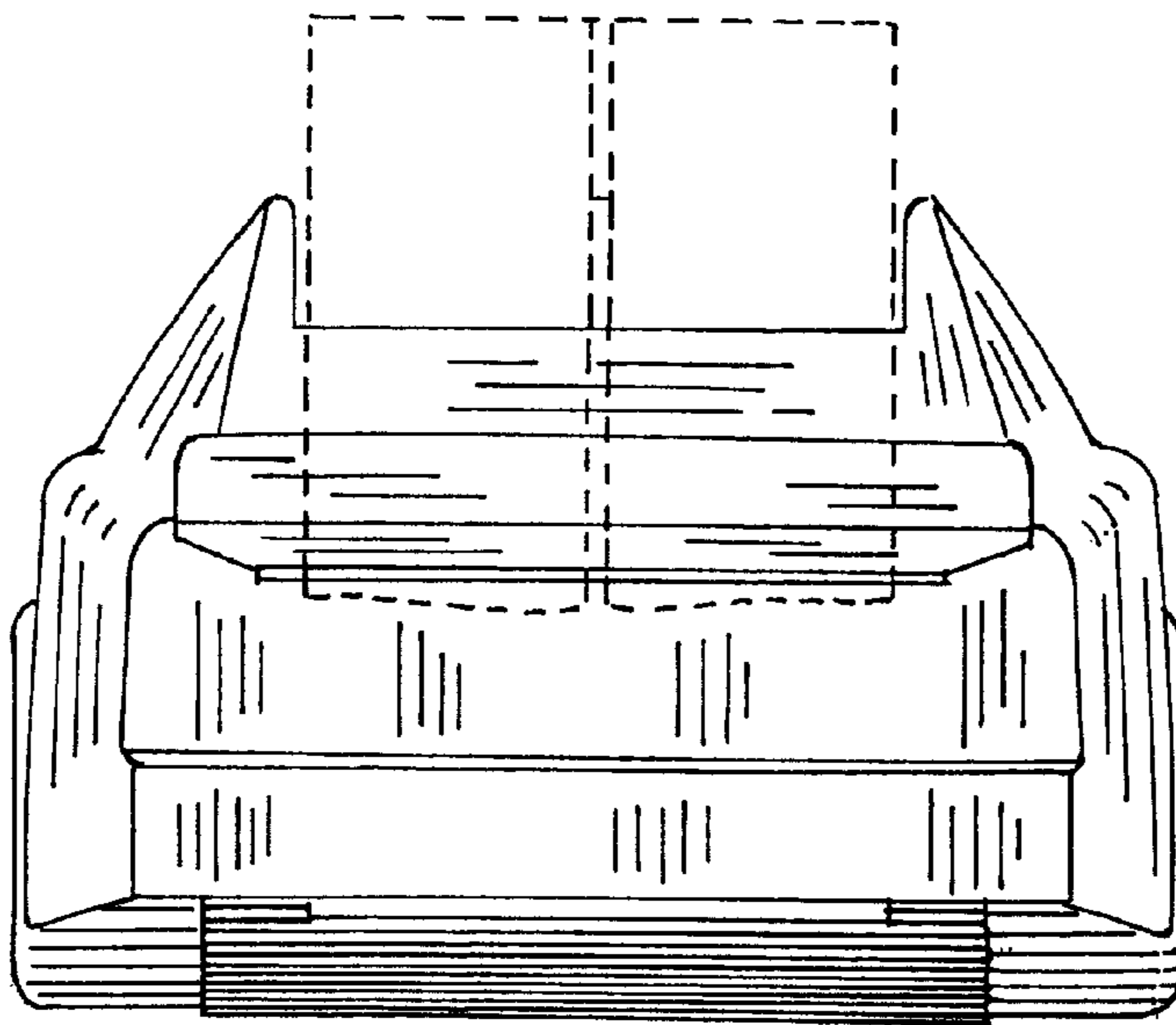


Fig. 5