



US00D443645S

(12) **United States Design Patent**
Booth

(10) **Patent No.:** **US D443,645 S**

(45) **Date of Patent:** **** Jun. 12, 2001**

(54) **MARKER HOLDER**

2,205,907 * 6/1940 Oxley 401/88
2,318,171 * 5/1943 Lipic, Jr. 401/88 X

(76) Inventor: **Russell Booth**, Bank House, Neston Rd., Burton, South Wirral (GB), L64 5TA

* cited by examiner

(**) Term: **14 Years**

Primary Examiner—Martie K. Holtje
(74) *Attorney, Agent, or Firm*—William Nitkin

(21) Appl. No.: **29/133,361**

(57) **CLAIM**

(22) Filed: **Nov. 29, 2000**

The ornamental design for a marker holder, as shown and described.

(51) **LOC (7) Cl.** **19-06**

DESCRIPTION

(52) **U.S. Cl.** **D19/55; D19/51; D19/56**

(58) **Field of Search** D19/35, 36, 41-51, D19/53-58, 81-85; 401/6, 7, 88, 202, 262; 15/443

FIG. 1 is a left side elevational view of a marker holder showing my new design;
FIG. 2 is a right side elevational view thereof;
FIG. 3 is a top view thereof;
FIG. 4 is a bottom elevational view thereof;
FIG. 5 is a right end view thereof;
FIG. 6 is a left end view thereof; and,
FIG. 7 is a perspective view thereof.

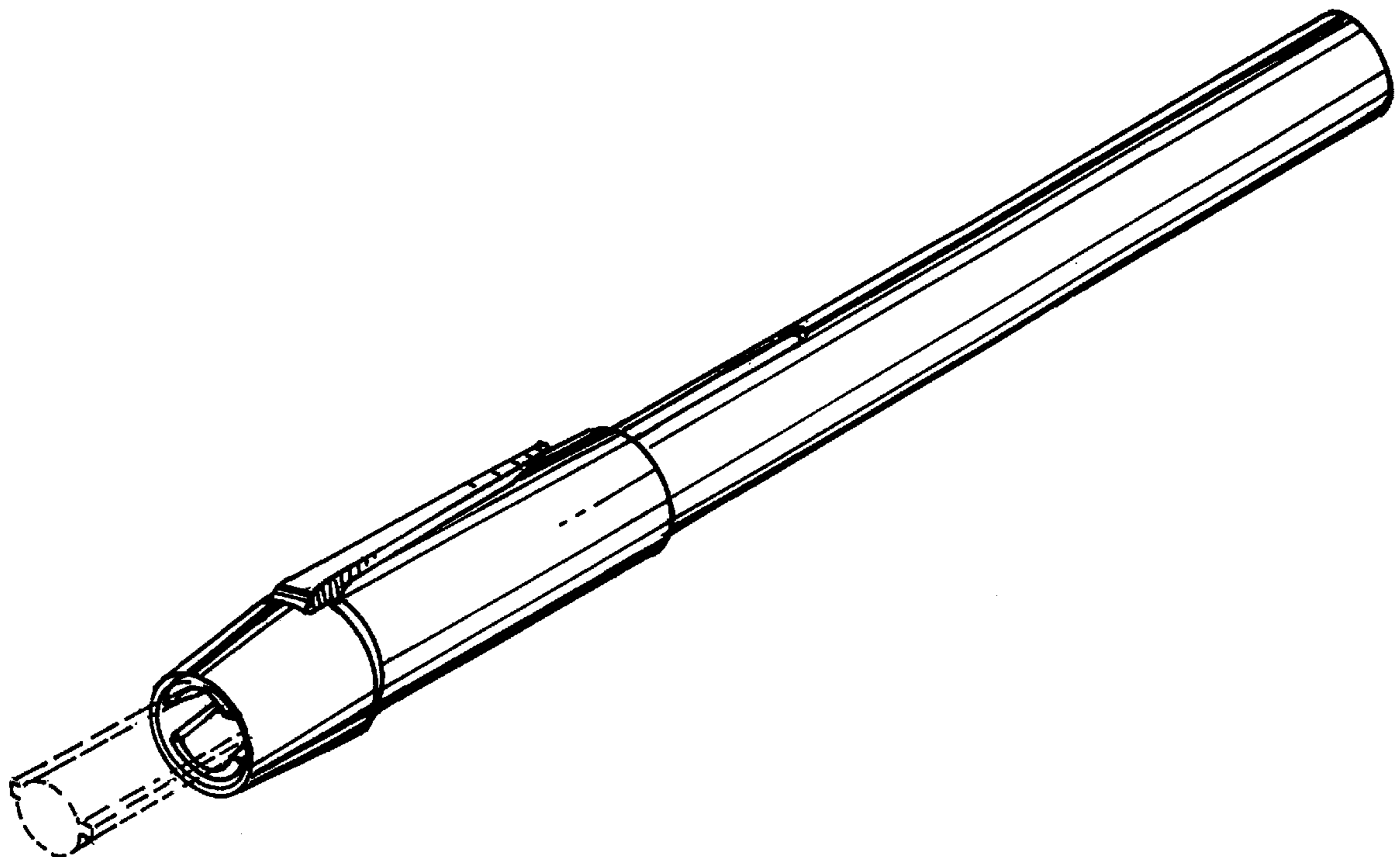
(56) **References Cited**

U.S. PATENT DOCUMENTS

- D. 323,529 * 1/1992 Rousseau D19/51
- D. 357,699 * 4/1995 Takanashi D19/48
- D. 364,423 * 11/1995 Edgerley et al. D19/51
- D. 367,200 * 2/1996 Brown D19/51 X
- D. 389,862 * 1/1998 Imagawa D19/43
- D. 402,691 * 12/1998 Zbras, Jr. D19/36

The marker depicted by means of broken lines in FIGS. 1 through 4 and 7 have been shown for illustrative purposes only and forms no part of the claimed design.

1 Claim, 3 Drawing Sheets






FIG. 1

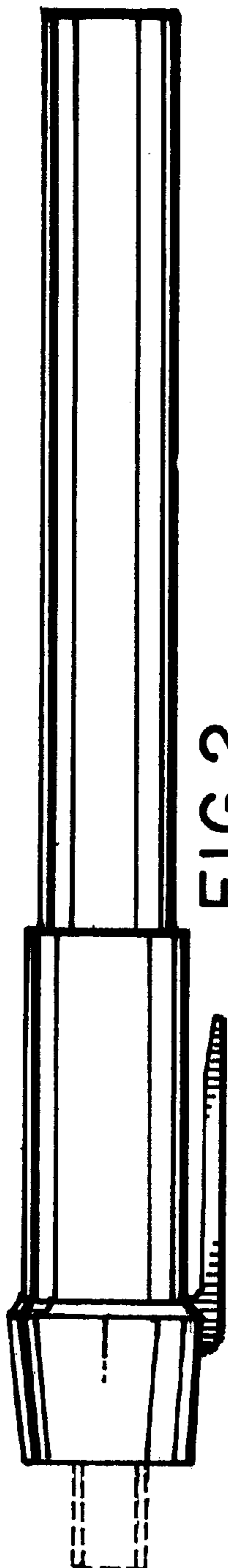


FIG. 2




FIG. 3

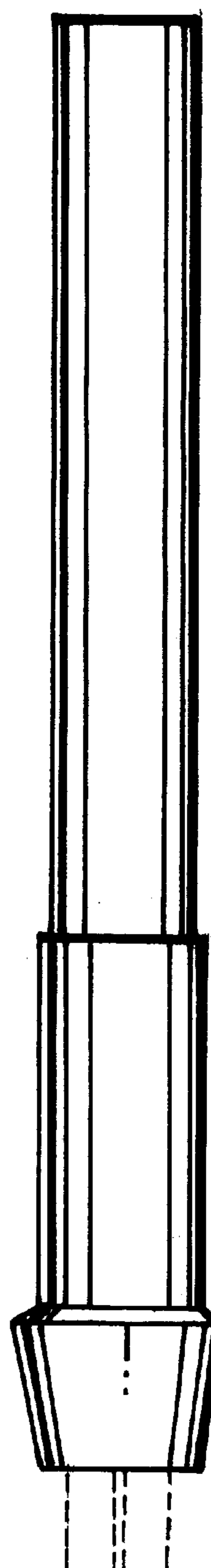


FIG. 4

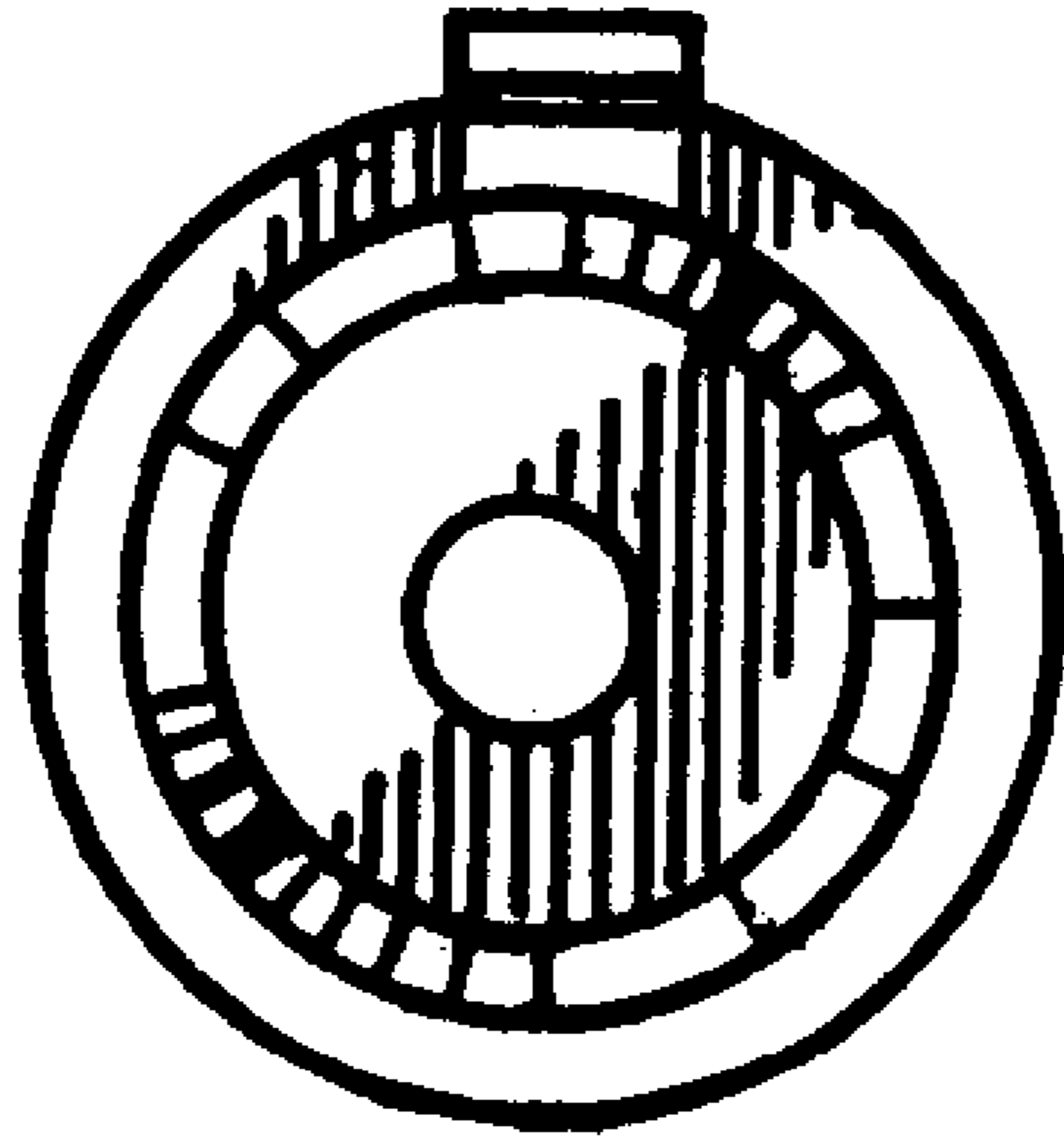


FIG. 5

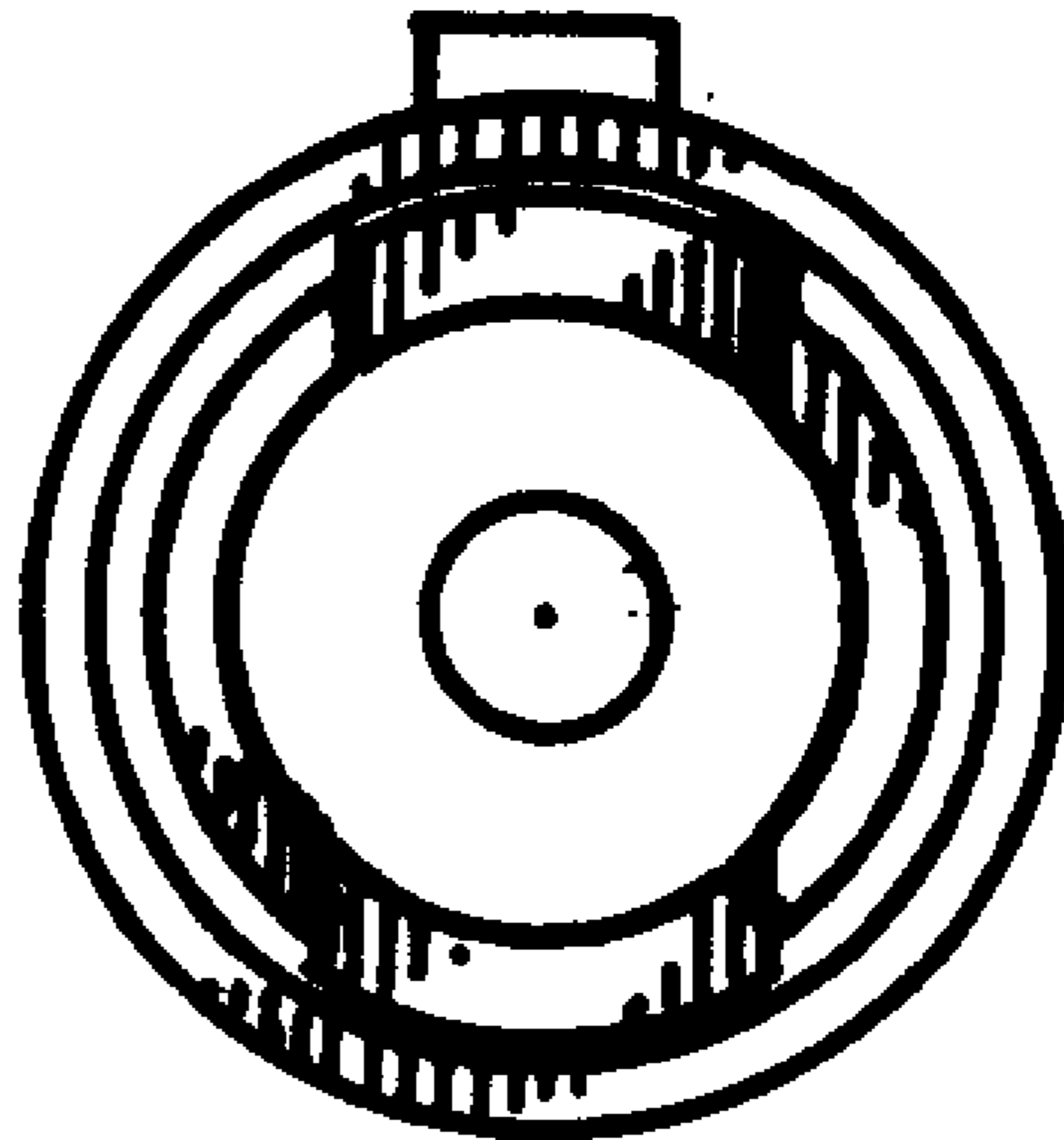


FIG. 6

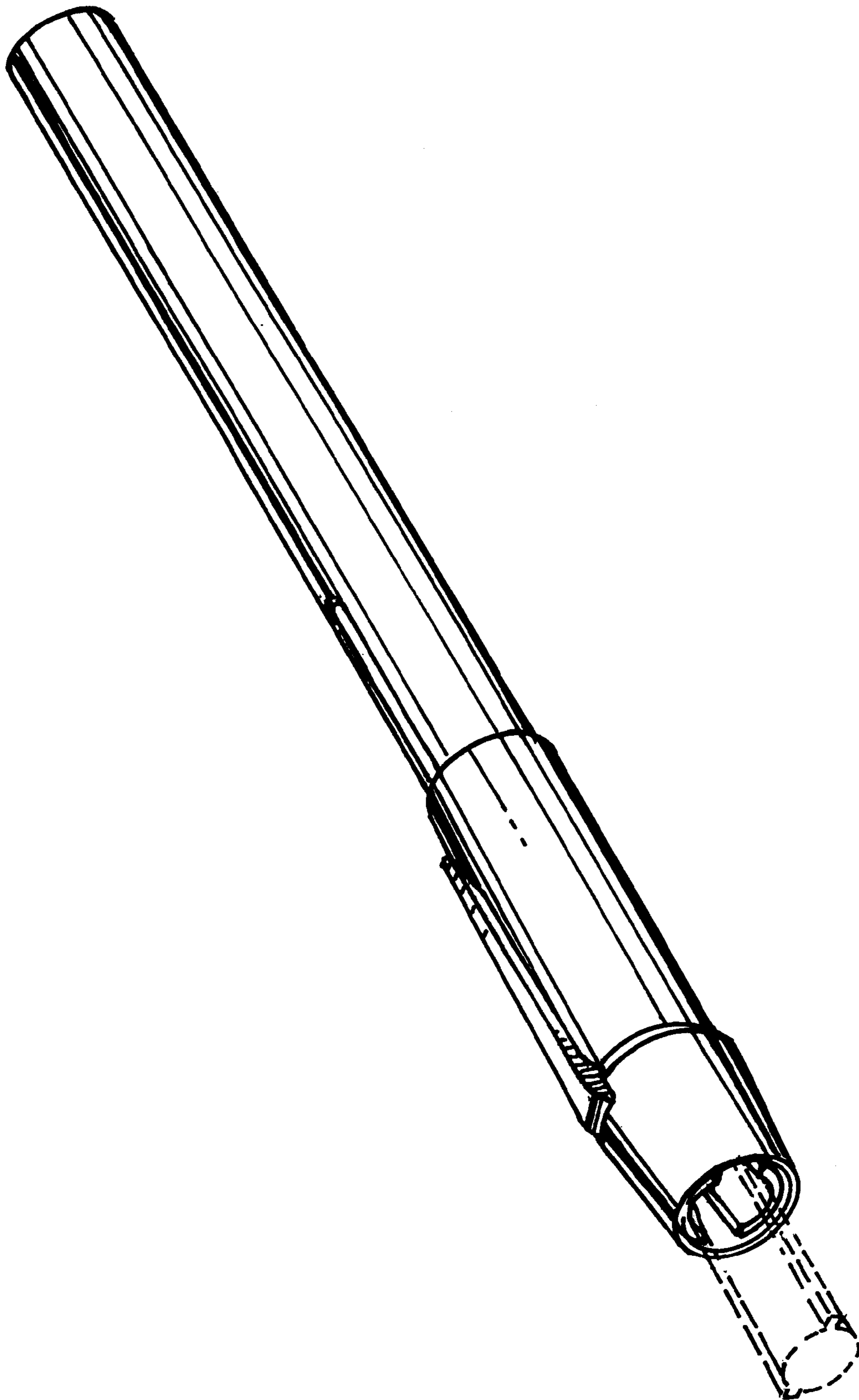


FIG. 7