



US00D443643S

(12) **United States Design Patent**
Martens et al.

(10) **Patent No.:** **US D443,643 S**

(45) **Date of Patent:** **** Jun. 12, 2001**

(54) **WRITING INSTRUMENT**

2,147,561 * 2/1939 Sherlock D19/51 X

(75) Inventors: **Manfred Martens; Dietmar Podszuweit**, both of Hamburg (DE)

* cited by examiner

(73) Assignee: **Montblanc-Simplo GmbH**, Hamburg (DE)

Primary Examiner—Martie K. Holtje

(74) *Attorney, Agent, or Firm*—Nixon & Vanderhye P.C.

(**) Term: **14 Years**

(57) **CLAIM**

The ornamental design for a writing instrument, as shown and described.

(21) Appl. No.: **29/123,470**

(22) Filed: **May 19, 2000**

DESCRIPTION

(51) **LOC (7) Cl.** **19-06**

(52) **U.S. Cl.** **D19/43; D19/48; D19/56; D19/57**

(58) **Field of Search** D19/35, 36, 41-51, D19/53-58, 81-85; 401/202, 221, 222, 243-247, 262; 24/10 R, 11 R, 11 PP, 11 CC, 11 HC

FIG. 1 is a first side view of a writing instrument according to our new design;
FIG. 2 is a front elevational view;
FIG. 3 is a side view opposite that shown in FIG. 1;
FIG. 4 is a rear elevational view;
FIG. 5 is a top plan view;
FIG. 6 is a bottom plan view;
FIG. 7 is a perspective view;
FIG. 8 is a side view with the cap in a stored position and the writing tip exposed;
FIG. 9 is a front elevational view of FIG. 8;
FIG. 10 is a side view opposite that shown in FIG. 8;
FIG. 11 is a rear elevational view of FIG. 8;
FIG. 12 is a top plan view of FIG. 8;
FIG. 13 is a bottom plan view of FIG. 8; and,
FIG. 14 is a perspective view of FIG. 8.

(56) **References Cited**

U.S. PATENT DOCUMENTS

- D. 81,254 * 5/1930 Parker D19/48
- D. 143,176 * 12/1945 Whitehouse D19/48
- D. 195,750 * 7/1963 Rosler et al. D19/51
- D. 280,737 * 9/1985 Verhaegue D19/48
- D. 353,620 * 12/1994 Baillon D19/50
- 2,123,427 * 7/1938 Kingman 401/163

1 Claim, 4 Drawing Sheets

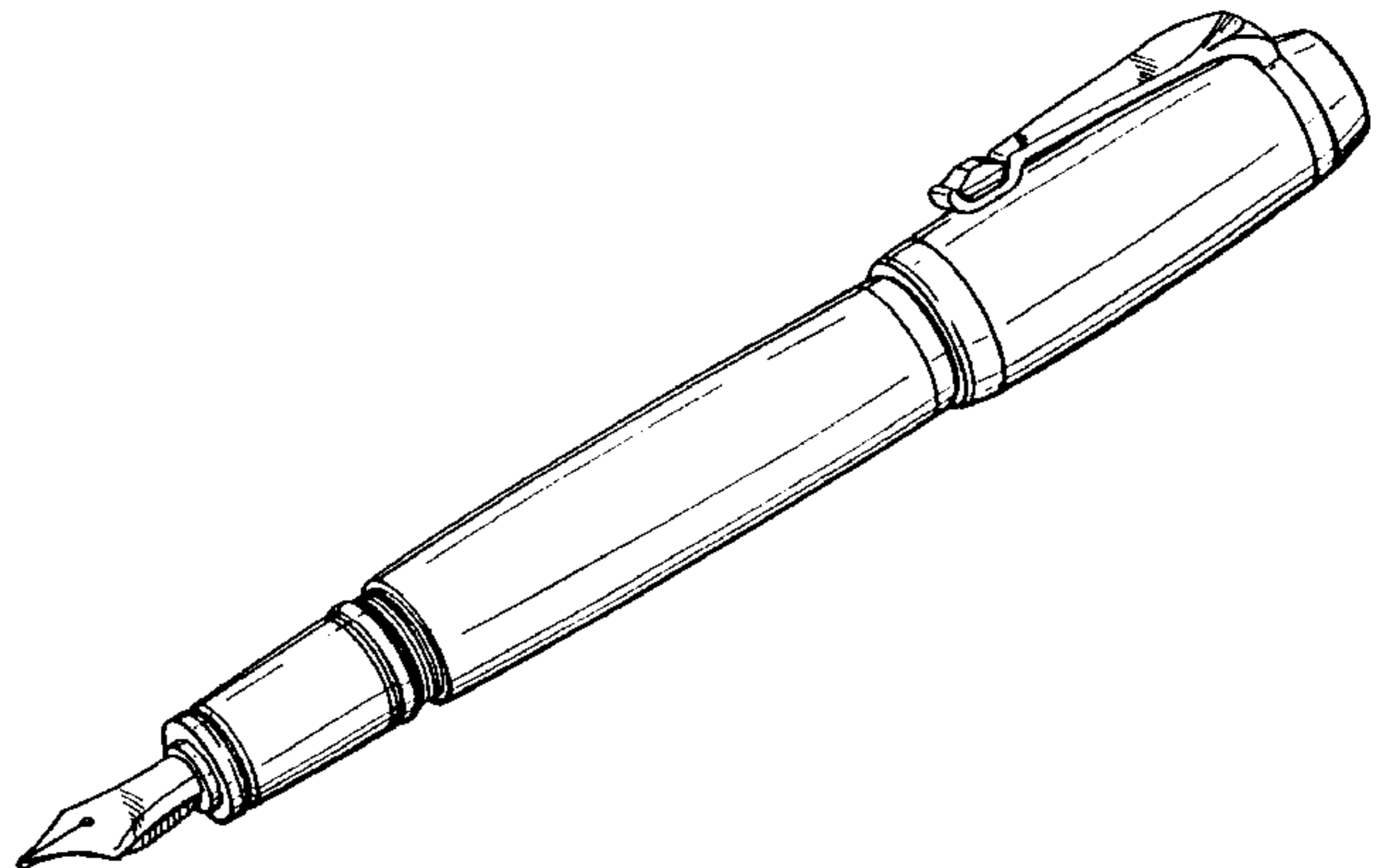
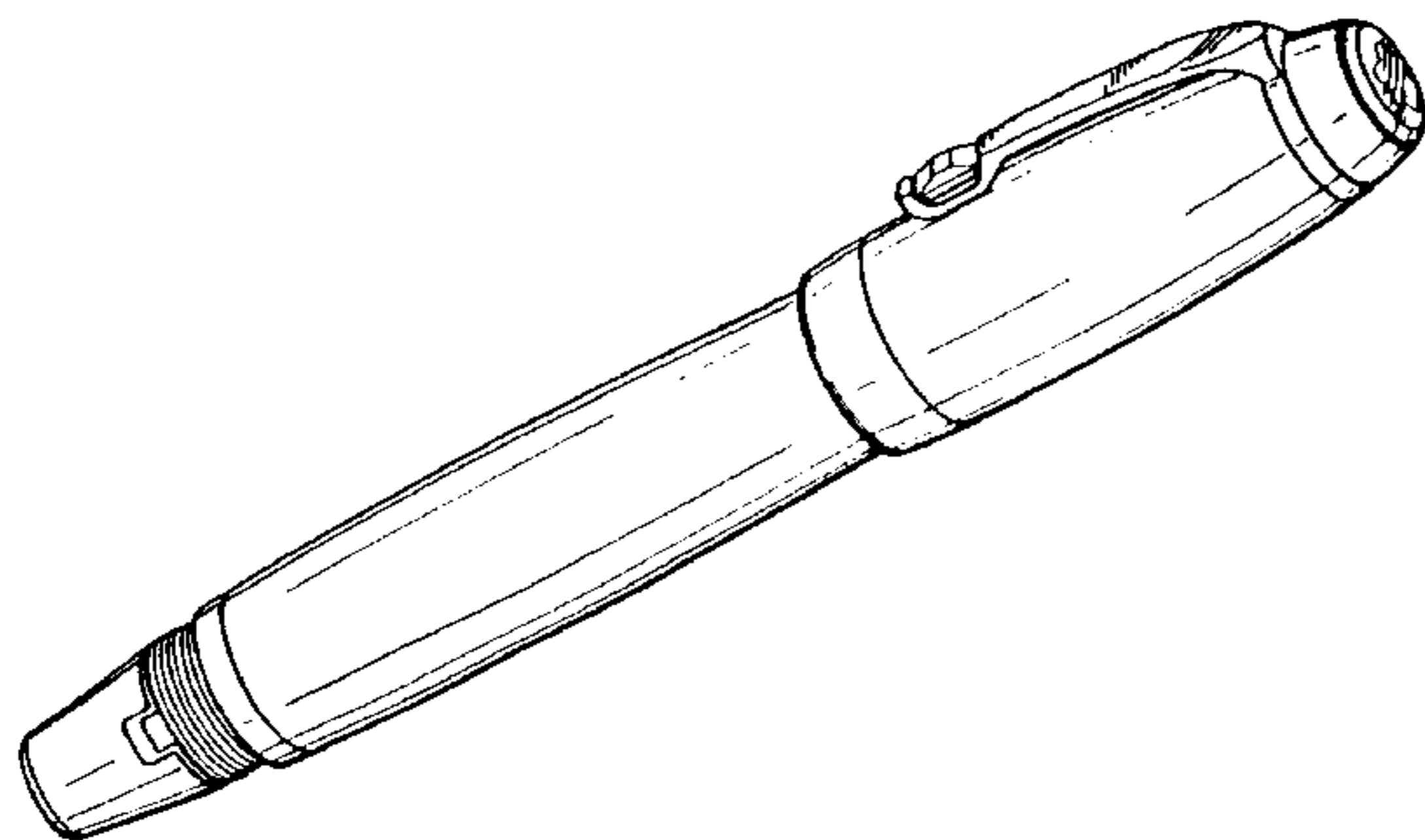


Fig. 1




Fig. 2




Fig. 3

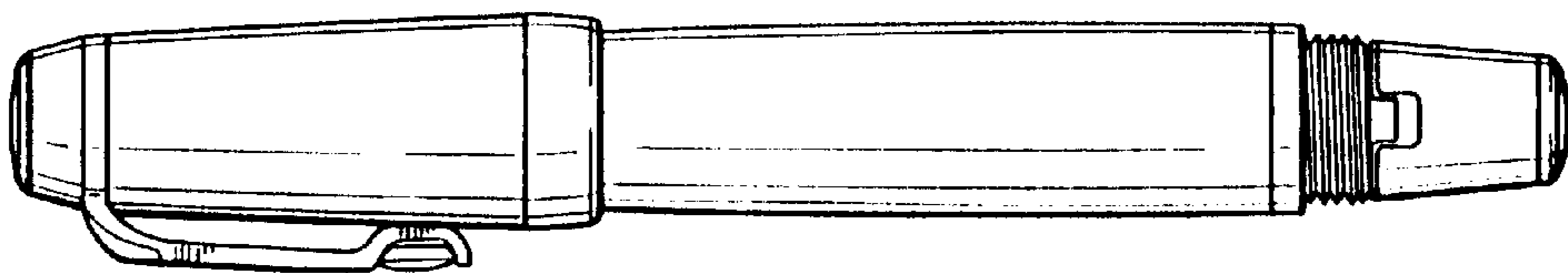


Fig. 4




Fig. 5



Fig. 6

Fig. 7

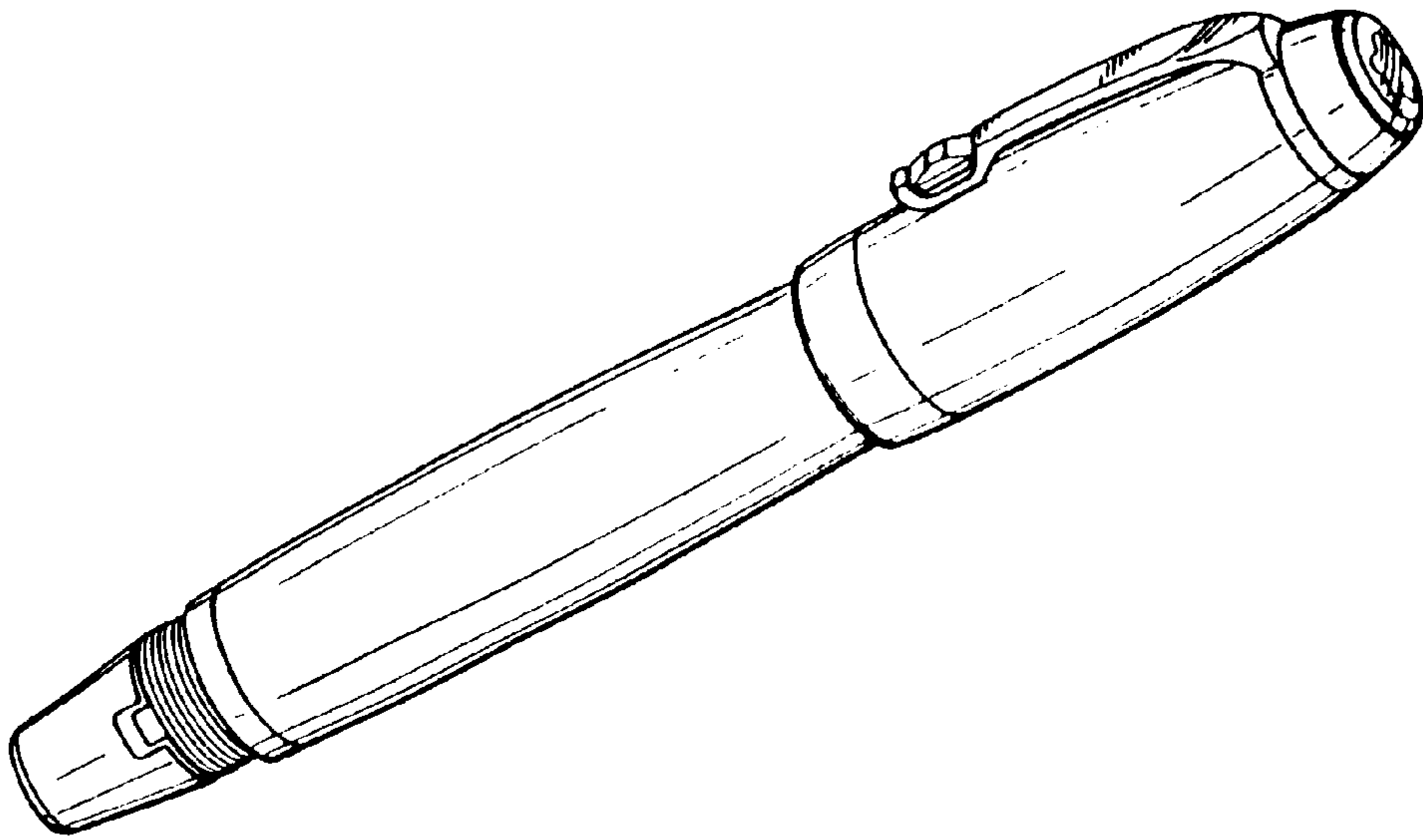


Fig. 8




Fig. 9




Fig. 10




Fig. 11




Fig. 12



Fig. 13

Fig. 14

