



US00D443640S

(12) **United States Design Patent**  
**Schapiro**

(10) **Patent No.:** **US D443,640 S**

(45) **Date of Patent:** **\*\* Jun. 12, 2001**

(54) **SPOTTING BONE**

(75) Inventor: **Jeffrey Schapiro**, Endwell, NY (US)

(73) Assignee: **Cleaner's Supply, Inc.**, Conklin, NY (US)

(\*\*) Term: **14 Years**

(21) Appl. No.: **29/114,230**

(22) Filed: **Nov. 22, 1999**

(51) **LOC (7) Cl.** ..... **19-06**

(52) **U.S. Cl.** ..... **D19/35; D19/49**

(58) **Field of Search** ..... D19/35, 36, 41-51,  
D19/53-58, 81-85; 401/6, 7, 49, 198, 195;  
434/84, 417; 106/31.01, 31.07, 31.09

(56) **References Cited**

**U.S. PATENT DOCUMENTS**

D. 140,953	*	4/1945	Inquier	.....	D19/35
D. 207,563	*	5/1967	Bailey, Jr.	.....	D19/36
D. 276,479	*	11/1984	Mori	.....	D19/36 X
D. 309,156	*	7/1990	Kuwabara	.....	D19/41
D. 344,760	*	3/1994	Monzyk	.....	D19/49
1,355,391	*	10/1920	Dowling	.....	401/49

2,338,068	*	12/1943	Harris et al.	.....	401/49
3,510,934	*	5/1970	Koelichen	.....	401/198
4,200,403	*	4/1980	Chu	.....	401/6
4,706,995	*	11/1987	Dopp	.....	281/42

\* cited by examiner

*Primary Examiner*—Martie K. Holtje

(74) *Attorney, Agent, or Firm*—Salzman & Levy


(57) **CLAIM**

The ornamental design for a spotting bone, as shown and described.

**DESCRIPTION**

FIG. 1 is a left perspective view of the spotting bone in an upright configuration;  
FIG. 2 is a right perspective view of the spotting bone in an upright configuration;  
FIG. 3 is the front and back view of the spotting bone in a upright configuration;  
FIG. 4 is a top view of the spotting bone;  
FIG. 5 is a bottom view of the spotting bone; and,  
FIG. 6 is a side view of the spotting bone in an upright configuration.

**1 Claim, 1 Drawing Sheet**






Figure 3

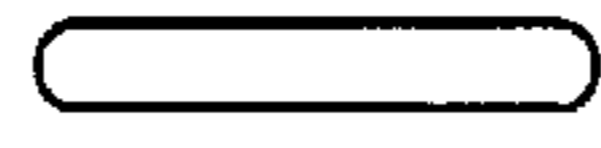


Figure 4



Figure 5



Figure 6




Figure 1

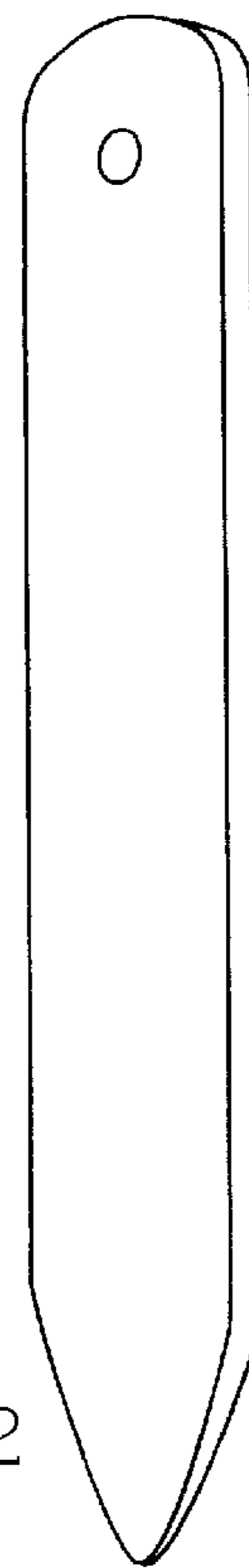


Figure 2