



US00D443615S

(12) **United States Design Patent**
Kirchner

(10) **Patent No.:** **US D443,615 S**

(45) **Date of Patent:** **** Jun. 12, 2001**

(54) **ILLUMINATED KEYBOARD**

(76) Inventor: **Dennis J Kirchner**, 1973 Pebble Beach, Lake Hills, TX (US) 78063

(**) Term: **14 Years**

(21) Appl. No.: **29/119,190**

(22) Filed: **Feb. 25, 2000**

(51) **LOC (7) Cl.** **14-02**

(52) **U.S. Cl.** **D14/396**

(58) **Field of Search** D14/391-396,
D14/443; D18/1, 2, 7; 178/17 A, 17 C;
200/5 A, 5 R, 314, 6 A, 6 R, 317; 235/145 A,
145 R; 345/160, 168; 341/22, 23; 400/484-487,
488, 489, 492

(56) **References Cited**

U.S. PATENT DOCUMENTS

D. 277,003	*	1/1985	Cridland et al.	D14/396
D. 290,707	*	7/1987	Allen et al.	D14/443
D. 315,897		4/1991	Faranda et al. .	
D. 354,053	*	1/1995	Kao	D14/396
4,121,048	*	10/1978	Dev Choudhury	178/17 C
4,288,672	*	9/1981	Puccini	200/314
4,449,024		5/1984	Stracener .	

4,772,769	9/1988	Shumate .	
5,260,530	11/1993	Duhon et al. .	
5,408,060	4/1995	Muurinen .	
5,700,097	* 12/1997	Kuhlenschmidt	400/487
5,801,345	9/1998	Mikula-Curtis et al. .	

* cited by examiner

Primary Examiner—Freda Nunn

(57) **CLAIM**

The ornamental design for an illuminated keyboard, as shown and described.

DESCRIPTION

FIG. 1 is a top plan view of the illuminated keyboard of the present invention;
 FIG. 2 is a bottom plan view of the illuminated keyboard of FIG. 1;
 FIG. 3 is a left side elevational view of the illuminated keyboard of FIG. 1;
 FIG. 4 is a right side elevational view of the illuminated keyboard of FIG. 1;
 FIG. 5 is a rear elevational view of the illuminated keyboard of FIG. 1; and,
 FIG. 6 is a front elevational view of the illuminated keyboard of FIG. 1.

1 Claim, 4 Drawing Sheets

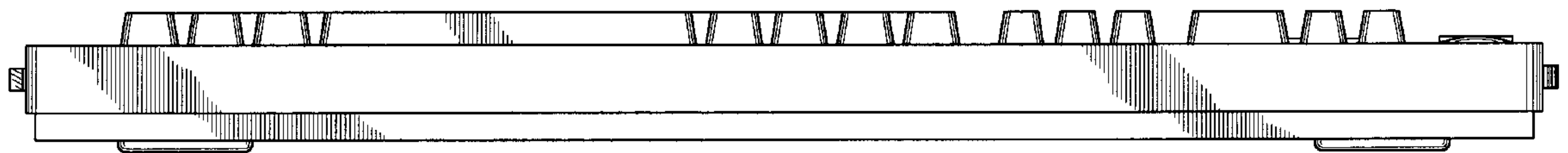
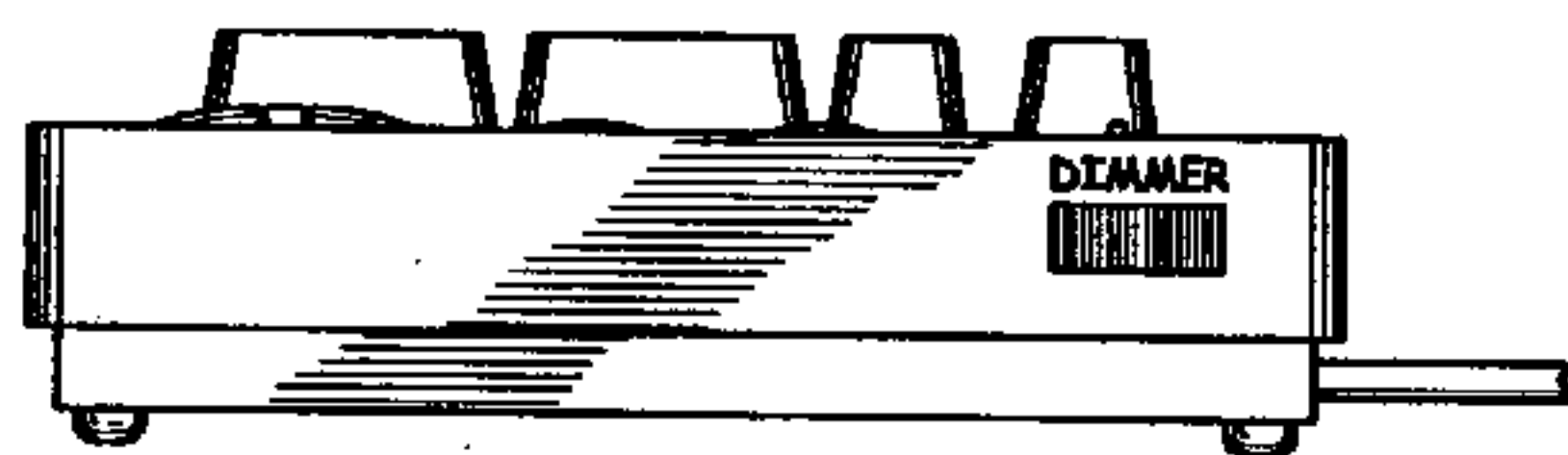



FIG. 1

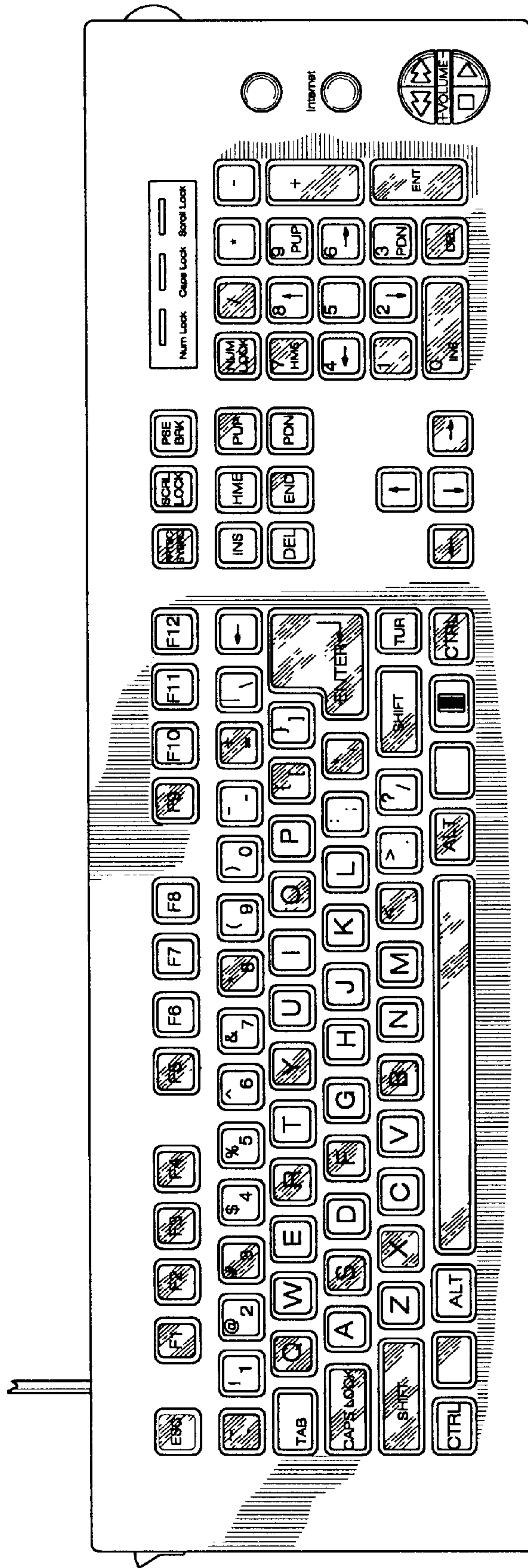


FIG. 2

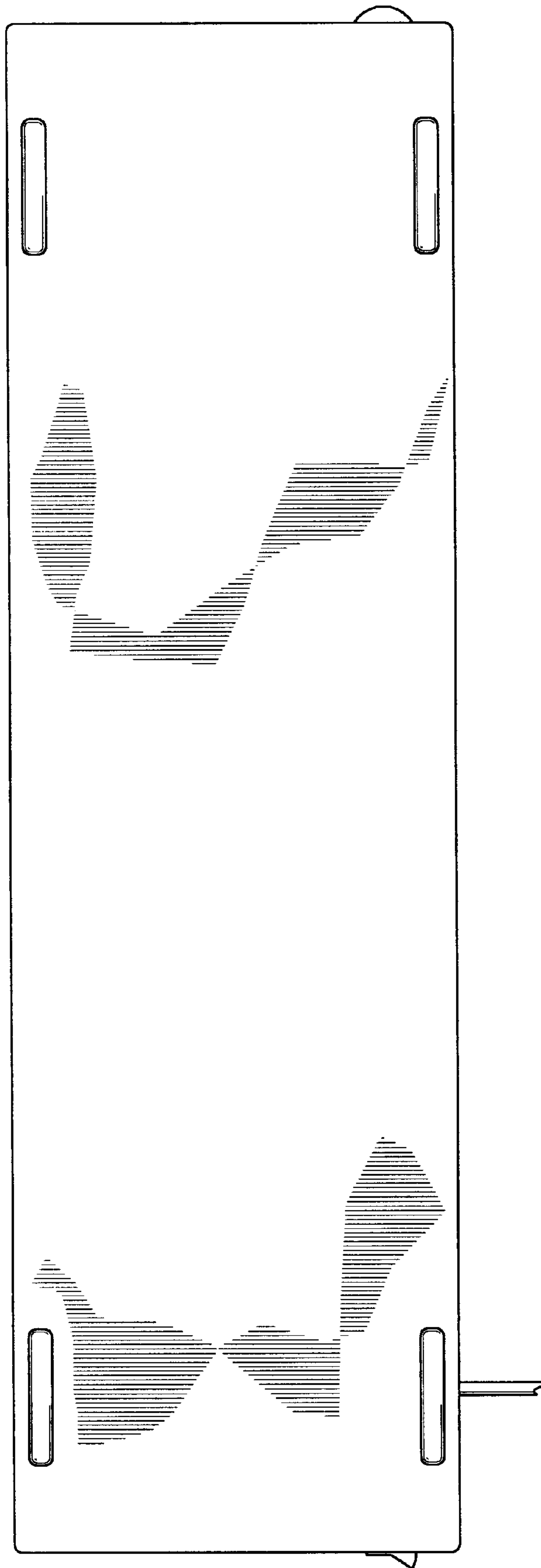


FIG. 3

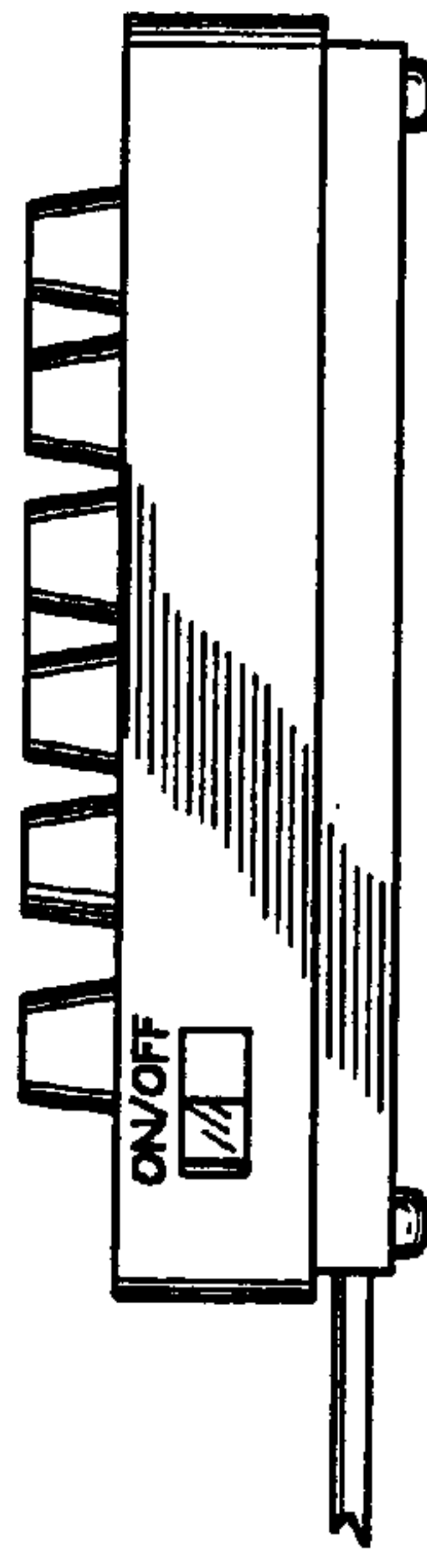


FIG. 4

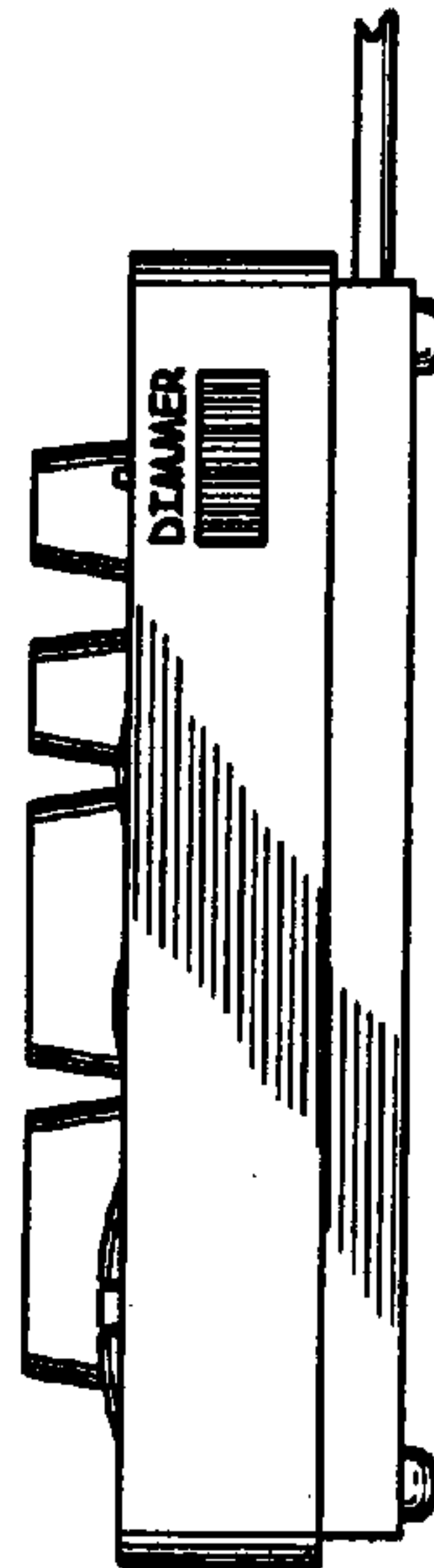


FIG. 5

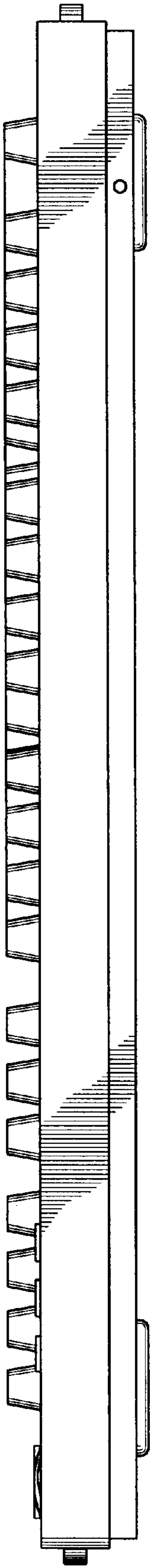


FIG. 6

