



US00D443582S

(12) **United States Design Patent**
De Block

(10) **Patent No.:** **US D443,582 S**

(45) **Date of Patent:** **** Jun. 12, 2001**

(54) **WINDSHIELD WIPER**

(75) Inventor: **Peter De Block**, Halen (BE)

(73) Assignee: **Robert Bosch GmbH**, Stuttgart (DE)

(**) Term: **14 Years**

(21) Appl. No.: **29/128,734**

(22) Filed: **Aug. 30, 2000**

(30) **Foreign Application Priority Data**

Mar. 1, 2000 (DE) 4 00 02 145

(51) **LOC (7) Cl.** **12-06**

(52) **U.S. Cl.** **D12/219**

(58) **Field of Search** D12/219, 220;
15/250.05, 250.09, 250.31-250.315, 250.361,
250.38, 250.04, 250.41-250.44, 250.451,
250.454, 250.48

(56) **References Cited**

U.S. PATENT DOCUMENTS

- D. 236,337 * 8/1975 Deibel D12/219
- D. 240,809 * 8/1976 Deibel D12/219
- D. 296,317 * 6/1988 Mower et al. D12/219

- D. 380,435 * 7/1997 Chen D12/219
- D. 387,028 * 12/1997 Ireland D12/219
- D. 392,612 * 3/1998 Jonasson et al. D12/219
- D. 418,103 * 12/1999 Don D12/219
- D. 419,950 * 2/2000 Spector D12/219
- D. 430,097 * 8/2000 Breesch et al. D12/219

* cited by examiner

Primary Examiner—Stacia Cadmus

(74) *Attorney, Agent, or Firm*—Michael J. Striker

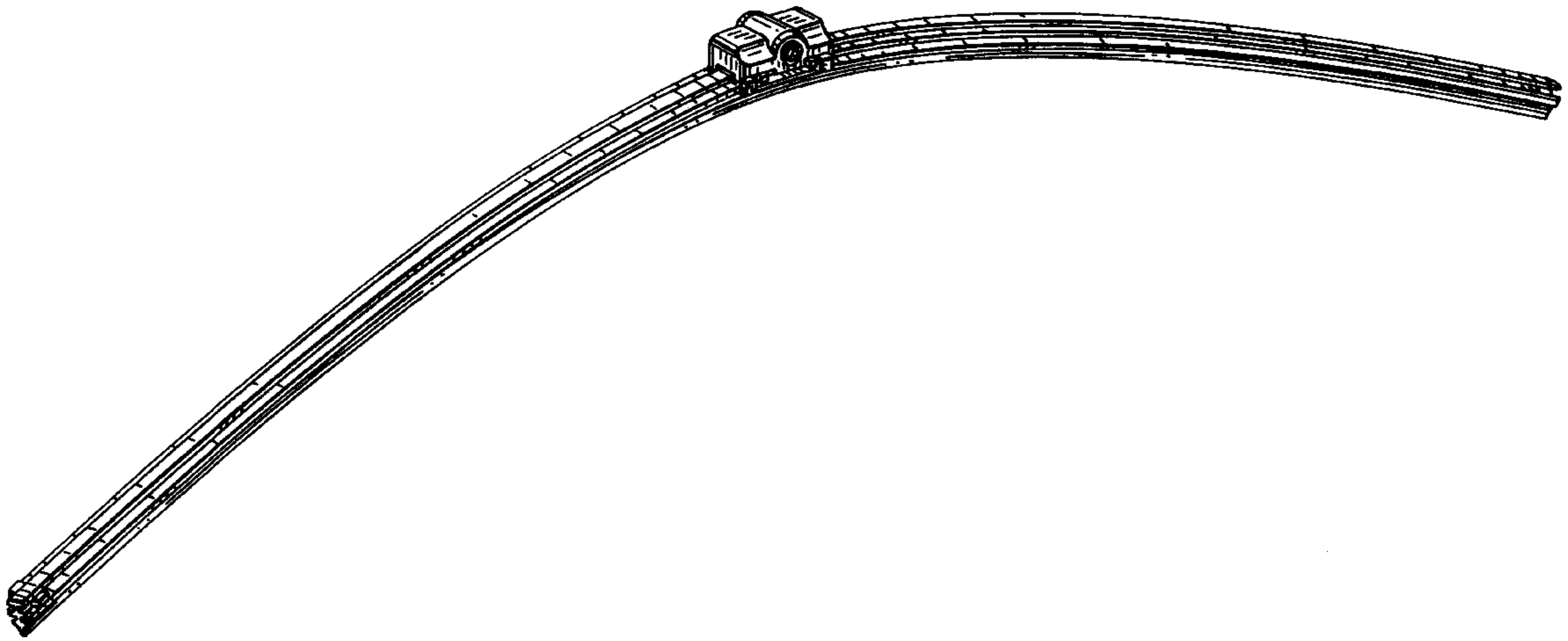
(57) **CLAIM**

The ornamental design for a windshield wiper, as shown and described.

DESCRIPTION

FIG. 1 is a front left side perspective view of a windshield wiper showing my new design;
FIG. 2 is a top plan view thereof;
FIG. 3 is a front view thereof;
FIG. 4 is a rear view thereof;
FIG. 5 is a bottom plan view thereof;
FIG. 6 is an enlarged right side view thereof; and,
FIG. 7 is an enlarged left side view thereof.

1 Claim, 6 Drawing Sheets



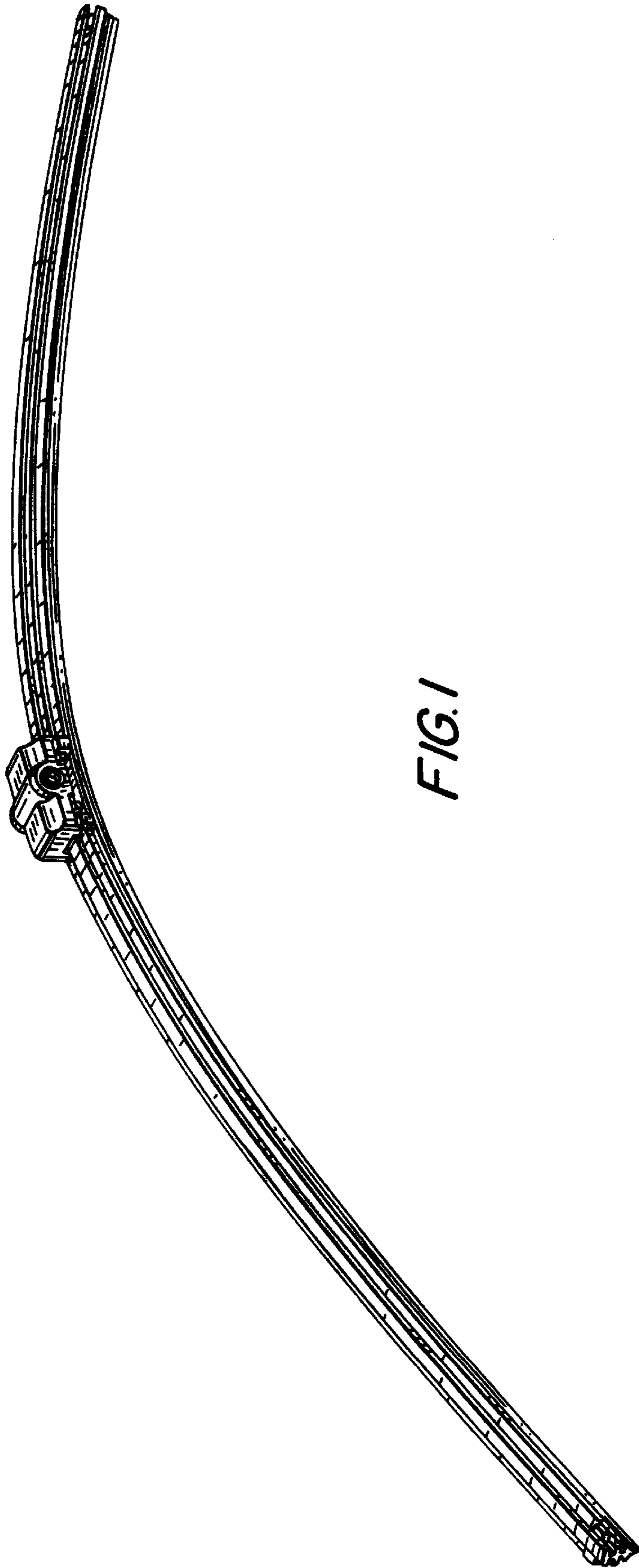


FIG. 1

FIG. 2






FIG. 3

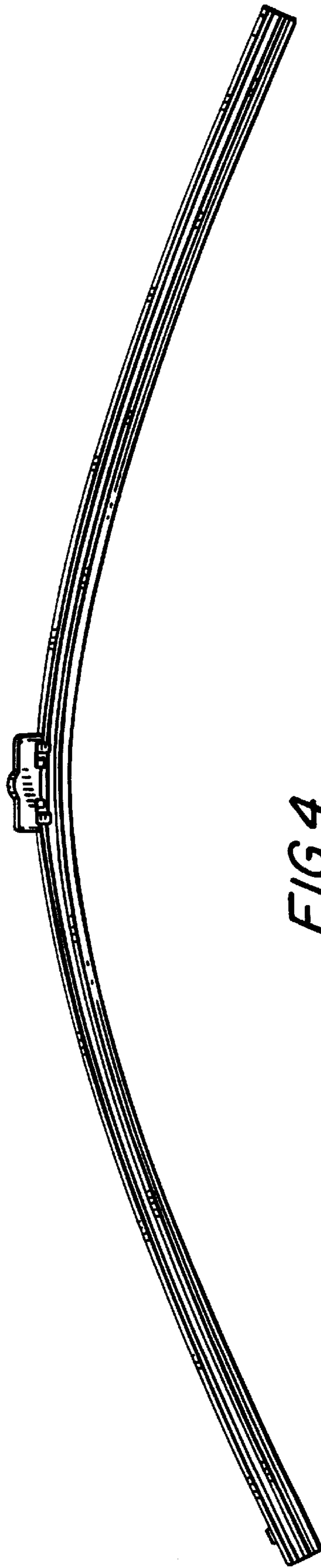


FIG. 4

FIG. 5



FIG. 6

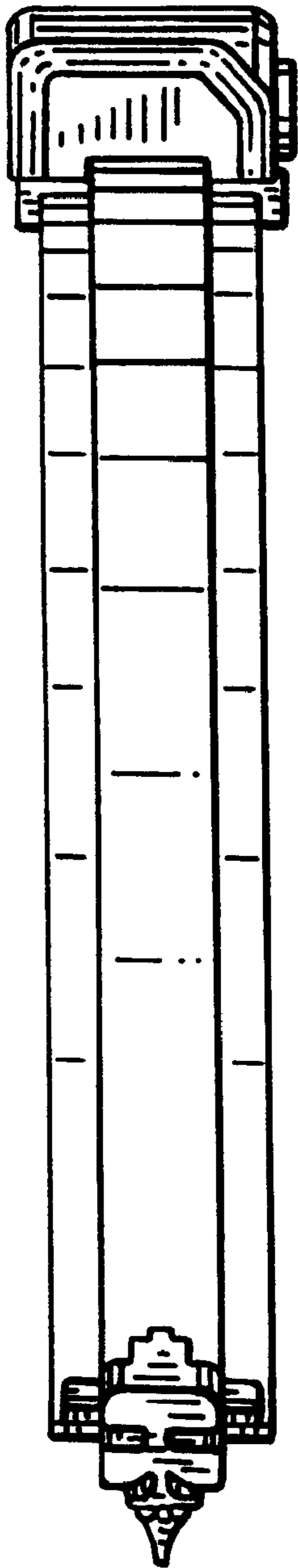


FIG. 7

