



US00D443580S

(12) **United States Design Patent**
Kubo

(10) **Patent No.:** **US D443,580 S**

(45) **Date of Patent:** **** Jun. 12, 2001**

(54) **WHEEL FOR A MOTOR VEHICLE**

(75) **Inventor:** **Fumihiko Kubo, Hiroshima-ken (JP)**

(73) **Assignee:** **Mazda Motor Corporation,
Hiroshima-ken (JP)**

(**) **Term:** **14 Years**

(21) **Appl. No.:** **29/108,411**

(22) **Filed:** **Jul. 28, 1999**

(30) **Foreign Application Priority Data**

Mar. 8, 1999 (JP) 11-5885

(51) **LOC (7) Cl.** **12-16**

(52) **U.S. Cl.** **D12/211**

(58) **Field of Search** D12/204-211;
301/37.1, 64.1, 65

(56) **References Cited**

U.S. PATENT DOCUMENTS

- D. 208,542 * 9/1967 Halibrand D12/211
- D. 351,582 * 10/1994 Echazabal et al. D12/209
- D. 361,320 * 8/1995 Wise D12/209
- D. 363,912 * 11/1995 Chung D12/209
- D. 386,738 * 11/1997 Doyle D12/209
- D. 388,046 * 12/1997 Roesianto D12/209
- D. 388,390 * 12/1997 Chung D12/209

- D. 400,153 * 10/1998 Bhambra D12/209
- D. 408,003 * 4/1999 Sacco et al. D12/209
- D. 409,546 * 5/1999 Stark D12/209
- D. 425,847 * 5/2000 Iguchi D12/209
- D. 428,377 * 7/2000 Kubosaki et al. D12/209
- D. 428,594 * 7/2000 Neeper D12/209
- D. 430,841 * 9/2000 Tanghetti D12/209

* cited by examiner

Primary Examiner—Stacia Cadmus

(74) *Attorney, Agent, or Firm*—Nixon Peabody, LLP;
Donald R. Studebaker

(57) **CLAIM**

The ornamental design for a wheel for a motor vehicle, as shown and described.

DESCRIPTION

FIG. 1 is a front perspective view of a wheel for a motor vehicle;
 FIG. 2 is a rear perspective view thereof;
 FIG. 3 is a front view thereof;
 FIG. 4 is a rear view thereof;
 FIG. 5 is a left side view thereof;
 FIG. 6 is a right side view thereof;
 FIG. 7 is a top view thereof; and,
 FIG. 8 is a bottom view thereof.

1 Claim, 4 Drawing Sheets




Fig. 1




Fig. 2




Fig. 3




Fig. 4




Fig. 5




Fig. 6




Fig. 7




Fig. 8

