



US00D443564S

(12) **United States Design Patent**  
**Bergstrom et al.**

(10) **Patent No.:** **US D443,564 S**

(45) **Date of Patent:** **\*\* Jun. 12, 2001**

(54) **TIRE TREAD**

(75) **Inventors:** **Kurt Jon Bergstrom**, Tallmadge;  
**Michael Joseph Weber**, Mogadore,  
both of OH (US)

(73) **Assignee:** **The Goodyear Tire & Rubber Company**

(\*\*) **Term:** **14 Years**

(21) **Appl. No.:** **29/123,468**

(22) **Filed:** **May 18, 2000**

(51) **LOC (7) Cl.** ..... **12-15**

(52) **U.S. Cl.** ..... **D12/146**

(58) **Field of Search** ..... D12/134-152;  
152/209.1, 209.9, 209.18, 209.27

(56) **References Cited**

**U.S. PATENT DOCUMENTS**

D. 279,089	6/1985	Wright	.....	D12/147
D. 283,700	5/1986	Schoonhoven	.....	D12/147
D. 283,703	5/1986	Schoonhoven	.....	D12/147
D. 287,352	12/1986	Cain	.....	D12/147
D. 287,841	1/1987	Ono	.....	D12/147
D. 288,307	2/1987	Ono	.....	D12/146
D. 288,548	3/1987	Kojima et al.	.....	D12/147
D. 295,034	4/1988	Brayer	.....	D12/146
D. 295,733	5/1988	Adam et al.	.....	D12/143
D. 299,329	1/1989	Wallet et al.	.....	D12/146
D. 299,712	2/1989	Slagh	.....	D12/147
D. 303,945	10/1989	Tsuda et al.	.....	D12/147
D. 306,844	3/1990	Wallet	.....	D12/146
D. 306,845	3/1990	Hinrichsen et al.	.....	D12/146
D. 308,659	6/1990	Brayer	.....	D12/146
D. 311,886	11/1990	Covert et al.	.....	D12/146
D. 313,383	1/1991	Enoki	.....	D12/142
D. 326,252	5/1992	Slagh	.....	D12/147
D. 334,365	3/1993	Enterline	.....	D12/147
D. 342,705	* 12/1993	Graas	.....	D12/141
D. 344,476	2/1994	Manestar	.....	D12/146
D. 344,478	2/1994	Consolacion et al.	.....	D12/147
D. 346,347	4/1994	Himuro et al.	.....	D12/147
D. 348,639	7/1994	Matsushita et al.	.....	D12/147
D. 349,081	7/1994	Downey et al.	.....	D12/147
D. 349,476	8/1994	Killian	.....	D12/147

D. 349,671	* 8/1994	Seimiya et al.	.....	D12/147
D. 349,674	* 8/1994	Seimiya et al.	.....	D12/147
D. 354,025	1/1995	McKisson	.....	D12/146
D. 372,005	7/1996	Scarpitti et al.	.....	D12/142
D. 379,786	6/1997	Brown et al.	.....	D12/146
D. 380,182	6/1997	Matsuda et al.	.....	D12/146
D. 382,517	8/1997	Scarpitti et al.	.....	D12/142
D. 403,629	1/1999	Guspodin et al.	.....	D12/147
D. 403,632	1/1999	Guspodin et al.	.....	D12/147
D. 414,148	9/1999	Guspodin et al.	.....	D12/147
D. 421,415	3/2000	Weber	.....	D12/146
4,383,568	5/1983	Pieper	.....	152/209 R
4,481,991	11/1984	Pieper	.....	152/209 R
4,702,292	10/1987	Brayer	.....	152/209 R
4,788,651	11/1988	Parker et al.	.....	364/574
4,815,511	3/1989	Brayer et al.	.....	152/209 R
5,000,239	3/1991	Brayer et al.	.....	152/209 R

**OTHER PUBLICATIONS**

Summit Premium Radial Ride Plus Tire, Tread Design Guide, p. 70 3/4, Jan. 1999.\*

\* cited by examiner

*Primary Examiner*—Robert M. Spear

(74) *Attorney, Agent, or Firm*—David E Wheeler; T P Lewandowski

(57) **CLAIM**

The ornamental design for a tire tread, as shown and described.

**DESCRIPTION**

FIG. 1 is a perspective view of a tire tread showing our new design, it being understood that the pattern repeats uniformly throughout the circumference of the tread;


FIG. 2 is a front elevational view thereof;

FIG. 3 is a side elevational view thereof, the opposite side elevational view being identical thereto; and,

FIG. 4 is an enlarged fragmentary perspective view.

In the drawings, the broken lines defining the inner bead of the sidewall and the peripheral boundary between the tire tread and the sidewall are for illustrative purposes only and form no part of the claimed design.

**1 Claim, 4 Drawing Sheets**



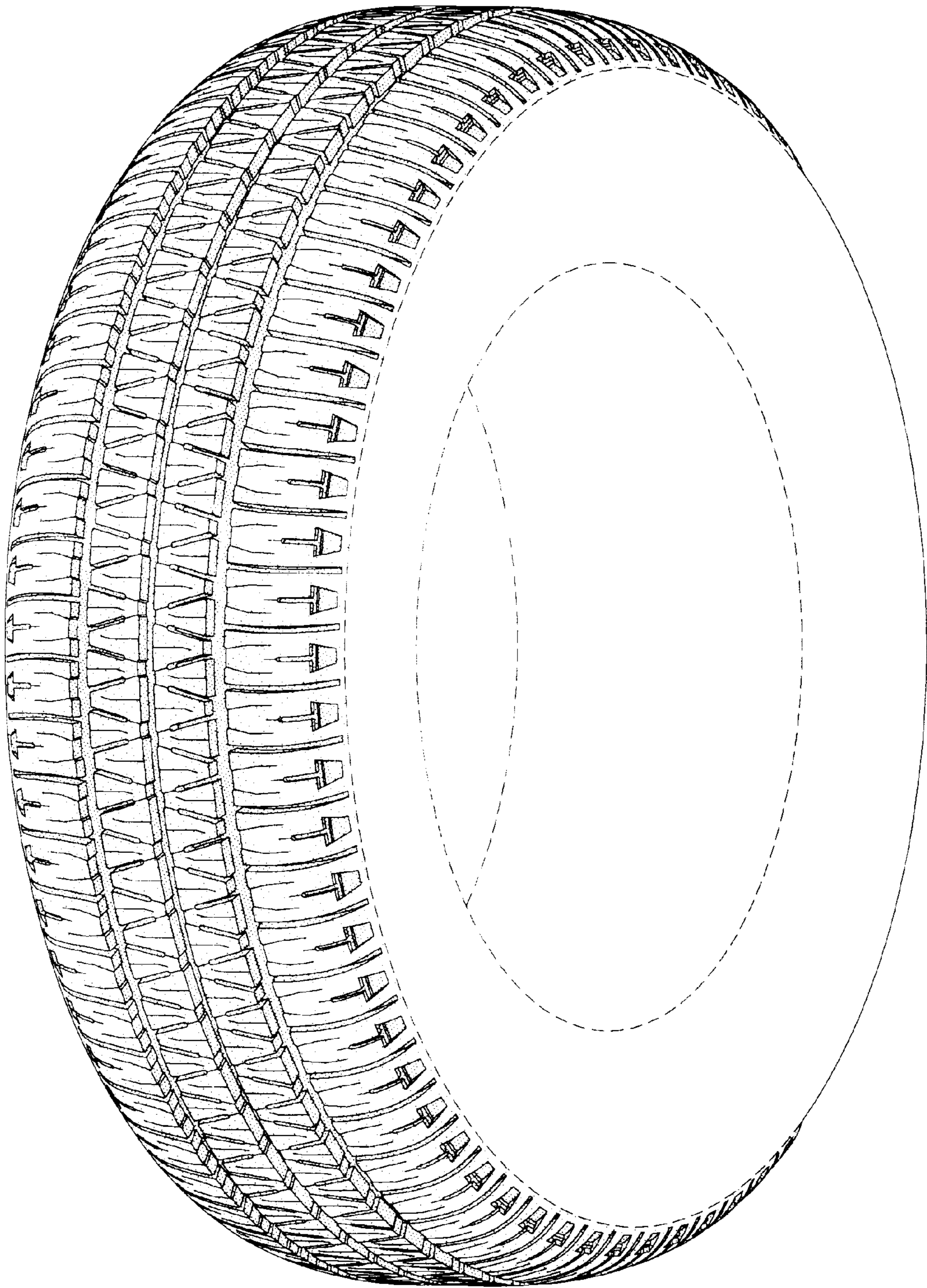


FIG-1



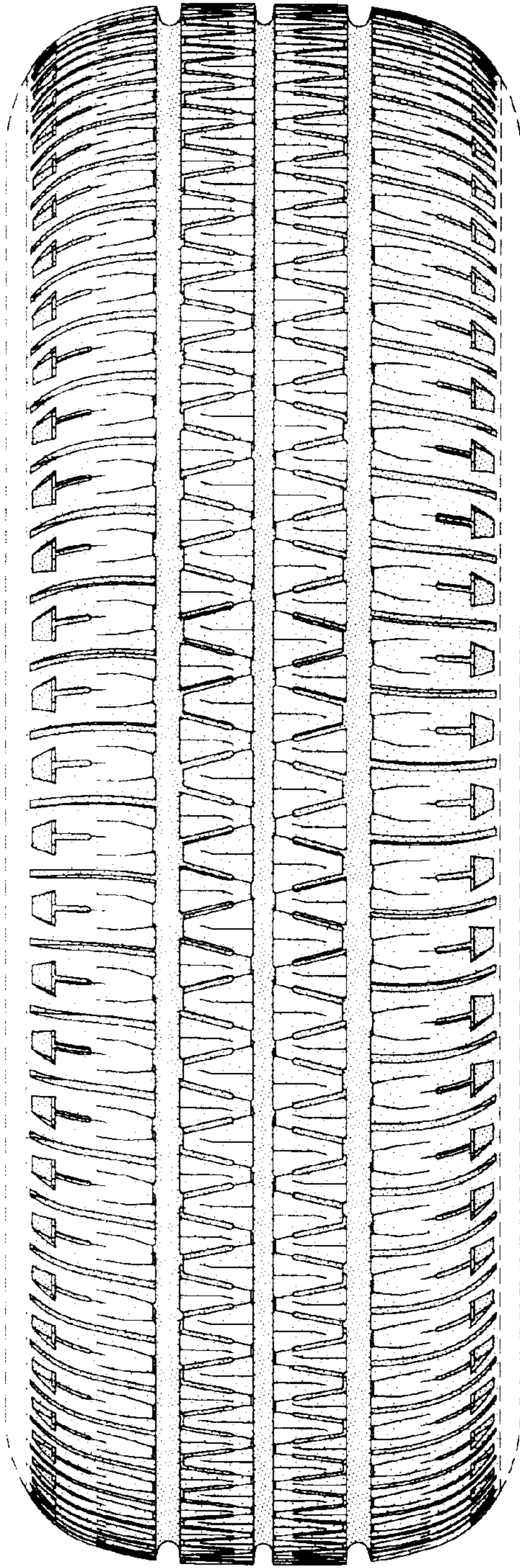


FIG-2

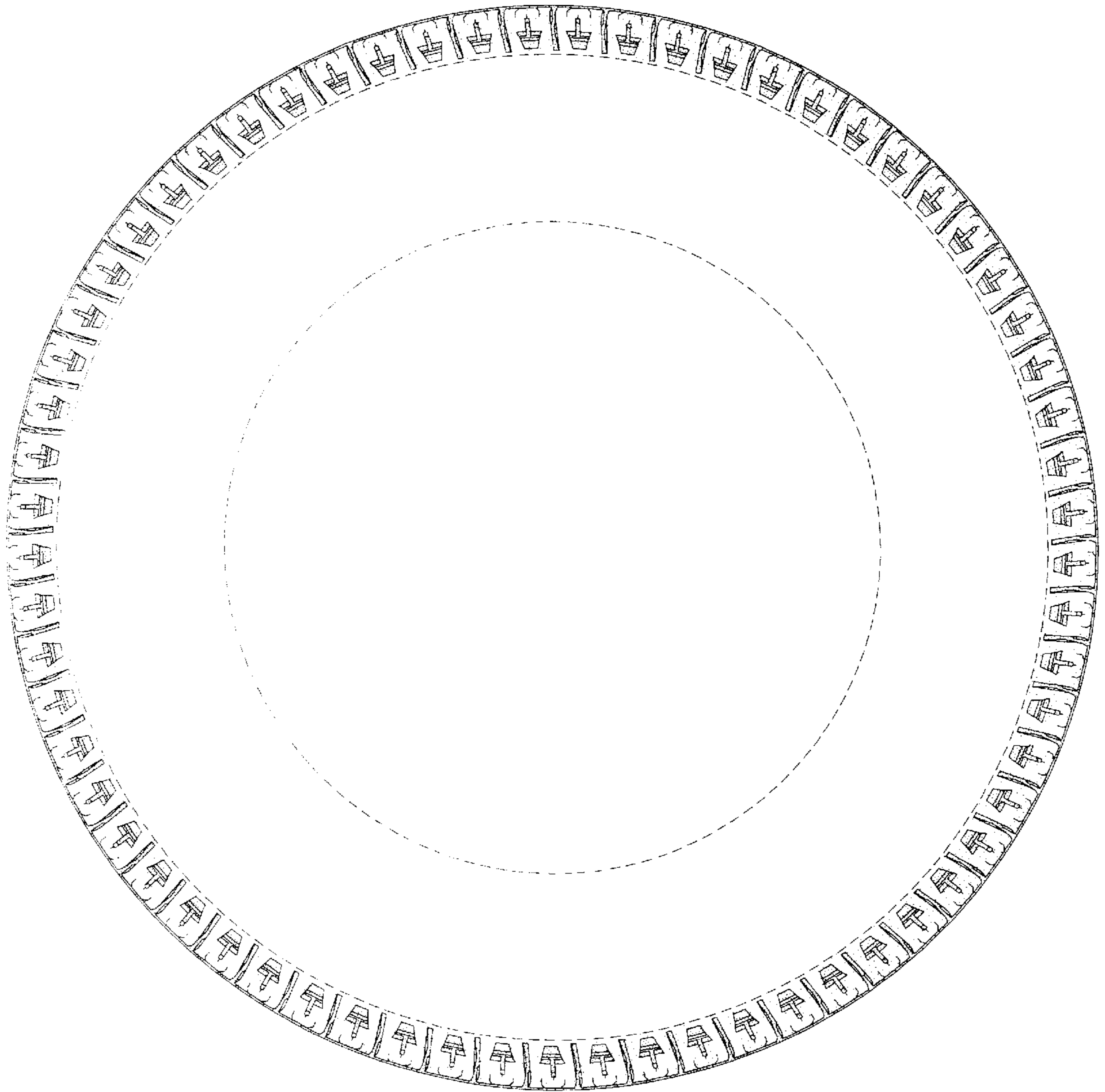


FIG-3



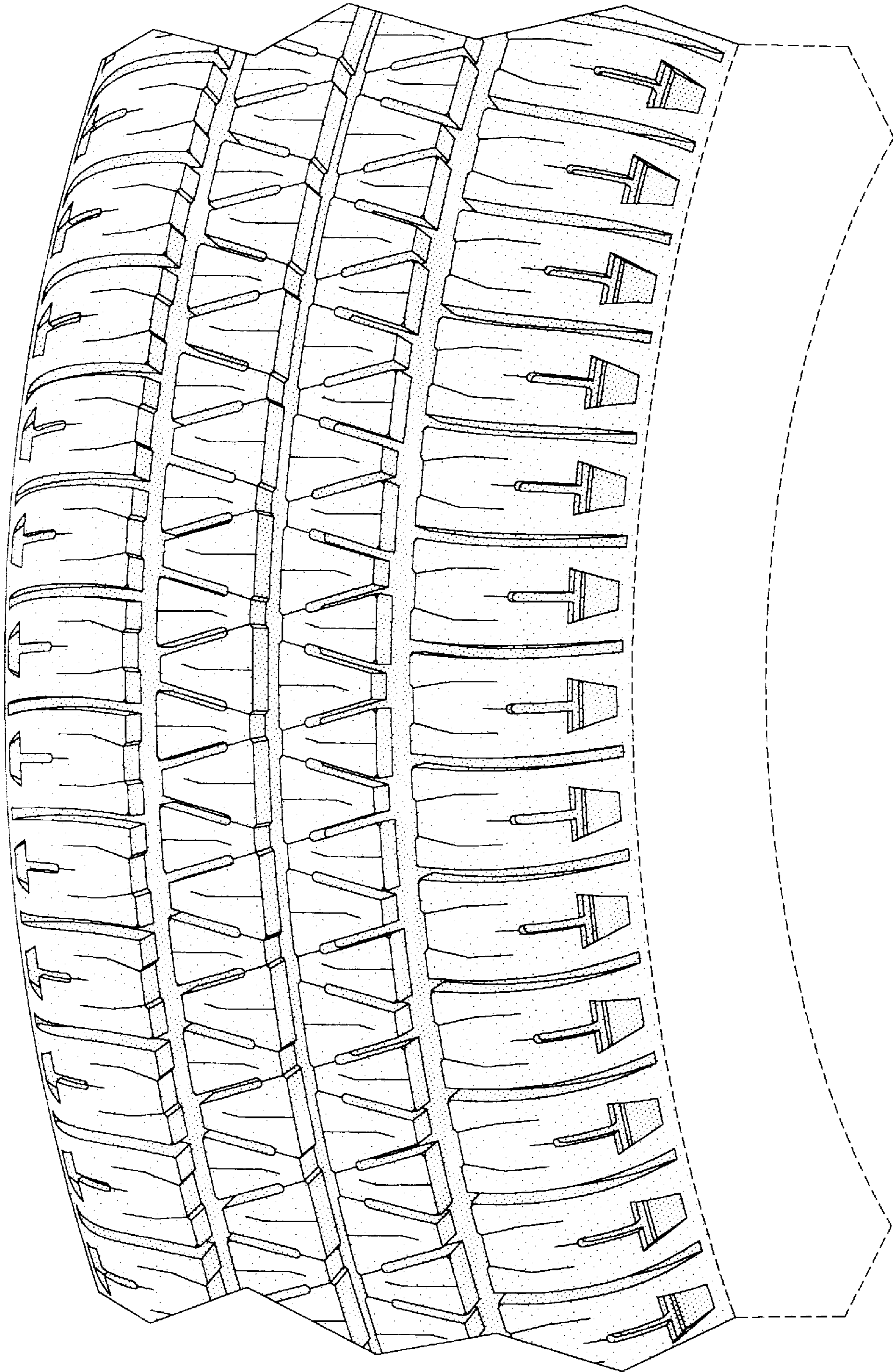


FIG-4