



US00D443557S

(12) **United States Design Patent**
Kober

(10) **Patent No.:** **US D443,557 S**

(45) **Date of Patent:** **** Jun. 12, 2001**

(54) **GOLF ORNAMENT**

Primary Examiner—Dominic Simone

(76) Inventor: **Marvin Kober**, 9834 Lemonwood Ct.,
Boynton Beach, FL (US) 33437

(57) **CLAIM**

The ornamental design for a golf ornament, substantially as shown and described.

(**) Term: **14 Years**

DESCRIPTION

(21) Appl. No.: **29/128,468**

FIG. 1 is a perspective view from the left side and front of one form of a golf ornament;

(22) Filed: **Aug. 3, 2000**

FIG. 2 is a top view;

(51) **LOC (7) Cl.** **11-02**

FIG. 3 is a perspective view from the left side of the golf ornament shown in FIG. 1;

(52) **U.S. Cl.** **D11/131; D11/121**

FIG. 4 is a perspective view from the right side and back of the golf ornament shown in FIG. 1.

(58) **Field of Search** D11/121, 125,
D11/131, 132, 133, 157; D9/307, 311, 313;
40/800; 428/11

FIG. 5 is a front elevational view of a second embodiment of the central panel shown in FIGS. 1-3, shown separately for ease of illustration;

(56) **References Cited**

U.S. PATENT DOCUMENTS

D. 234,433	*	3/1975	Zivim	D11/133
D. 245,900	*	9/1977	Lambrecht	D11/133
D. 310,184	*	8/1990	Dutko	D11/133
D. 361,955	*	9/1995	Goldsholl et al.	D11/132
D. 393,603	*	4/1998	Cerisano	D11/133
D. 405,720	*	2/1999	Sain	D11/133
3,473,247	*	10/1969	Favor et al.	40/800 X
3,949,506	*	4/1976	Benkowski	428/11 X


FIG. 6 is a front elevational view of a third embodiment of the central panel shown in FIGS. 1-3, shown separately for ease of illustration;

FIG. 7 is a front elevational view of a fourth embodiment of the central panel shown in FIGS. 1-3, shown separately for ease of illustration; and,

FIG. 8 is a front elevational view of a fifth embodiment of the central panel shown in FIGS. 1-3, shown separately for ease of illustration.

* cited by examiner

1 Claim, 2 Drawing Sheets






Fig. 1




Fig. 2



Fig. 5



Fig. 6



Fig. 7



Fig. 8

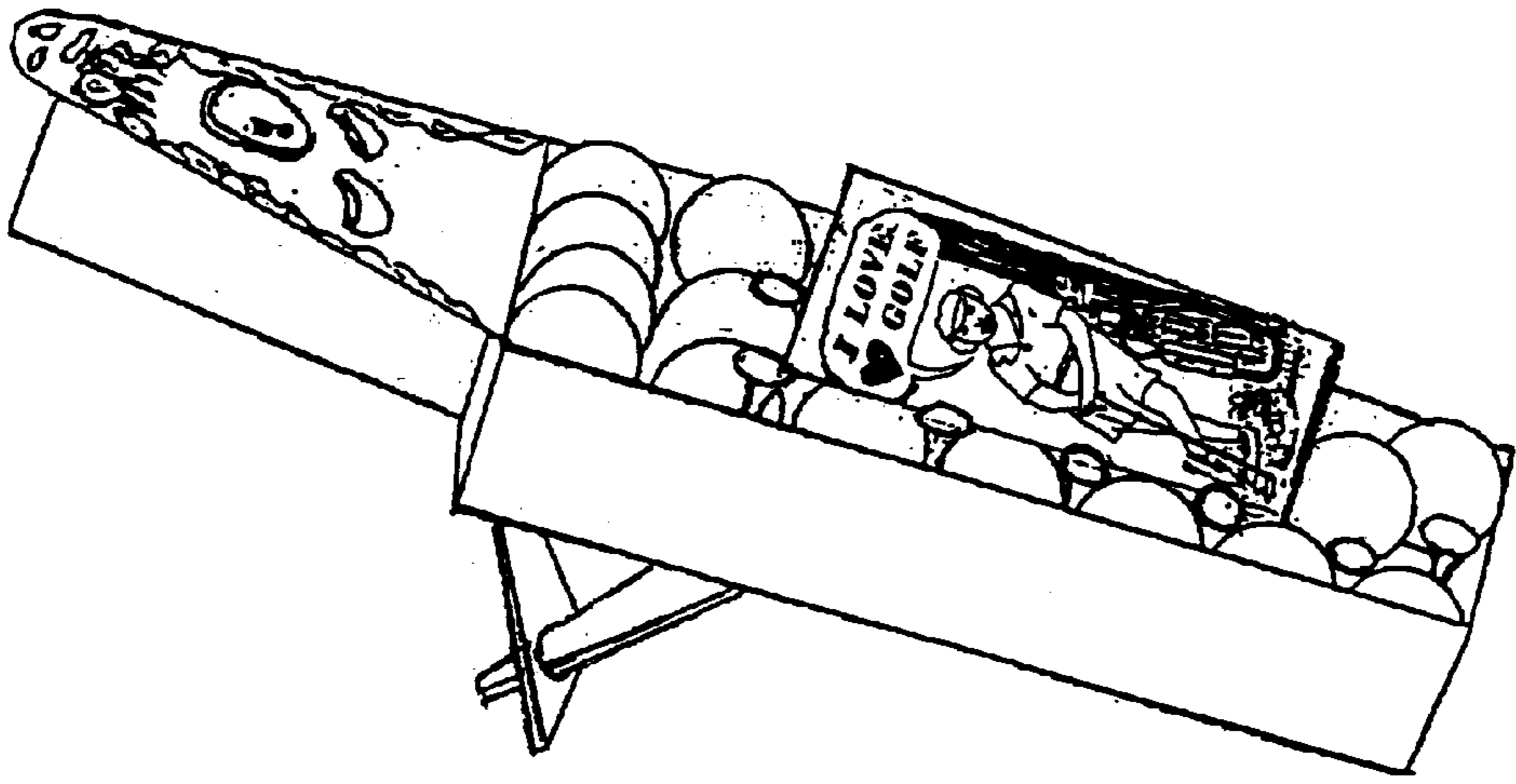


Fig. 3

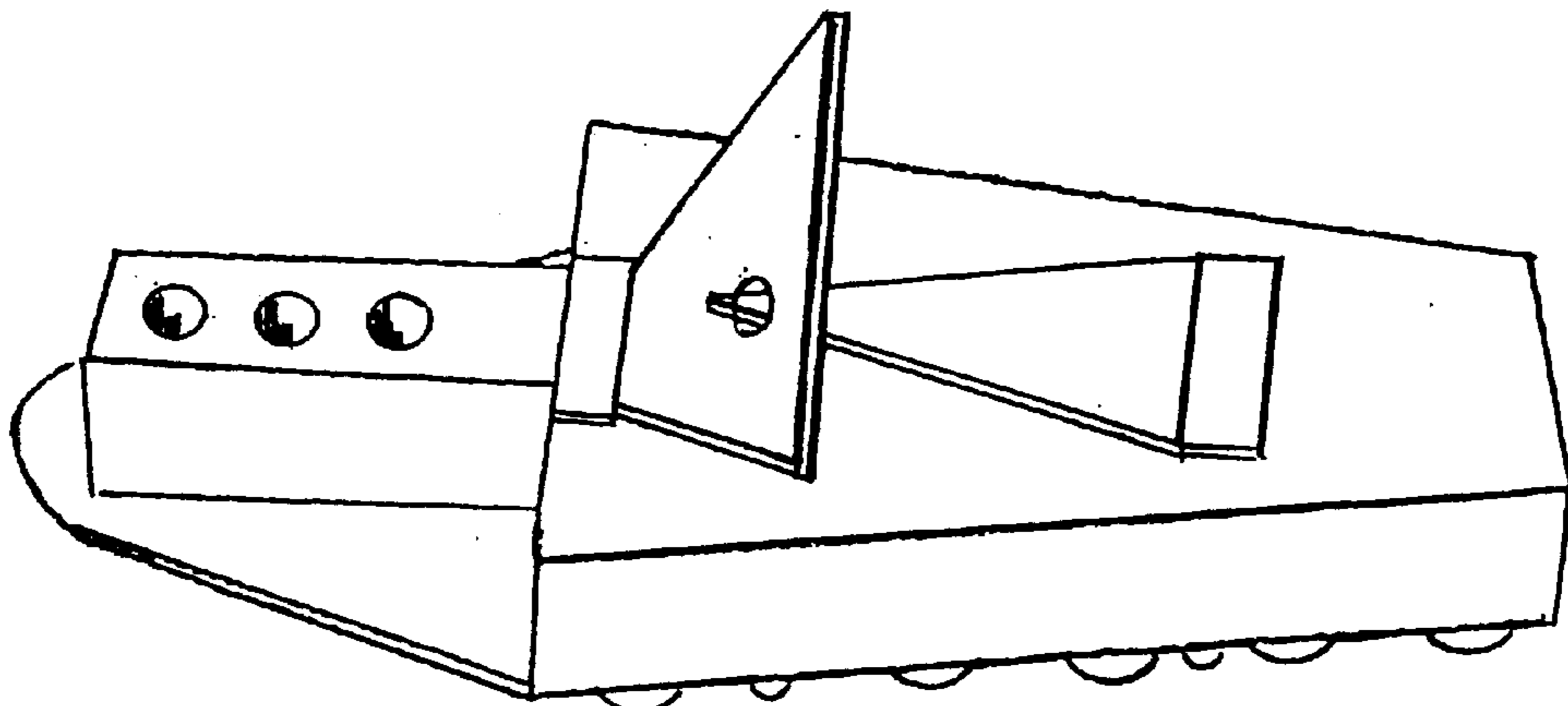


Fig. 4