



US00D443548S

(12) **United States Design Patent**
Haquet

(10) **Patent No.:** **US D443,548 S**

(45) **Date of Patent:** **** Jun. 12, 2001**

(54) **RING**

(75) **Inventor:** **Pierre Haquet, Paris (FR)**

(73) **Assignee:** **Chaumet International, S.A., Paris (FR)**

(**) **Term:** **14 Years**

(21) **Appl. No.:** **29/129,742**

(22) **Filed:** **Sep. 21, 2000**

(30) **Foreign Application Priority Data**

Mar. 22, 2000 (WO) DM/051 363

(51) **LOC (7) Cl.** **11-01**

(52) **U.S. Cl.** **D11/26**

(58) **Field of Search** D11/26-39; 63/15,
63/15.1, 15.2, 15.3, 15.4, 15.45, 15.5, 15.6,
15.65, 15.7, 15.8, 15.9, 26-28, 3, 4

(56) **References Cited**

U.S. PATENT DOCUMENTS

D. 93,402 * 9/1934 Johnson D11/38

D. 228,408 * 9/1973 Mechanic D11/34
D. 276,321 * 11/1984 Bulgari D11/3
D. 301,560 * 6/1989 Gozlan D11/32
D. 312,597 * 12/1990 Bulgari D11/27
D. 363,893 * 11/1995 Avakian D11/4
D. 422,527 * 4/2000 Pasquetti D11/26
D. 437,799 * 2/2001 Baumer D11/26

* cited by examiner

Primary Examiner—Cathy Anne MacCormac

(74) *Attorney, Agent, or Firm*—Eric Bleich

(57) **CLAIM**

I claim the ornamental design for the ring, as shown and described.

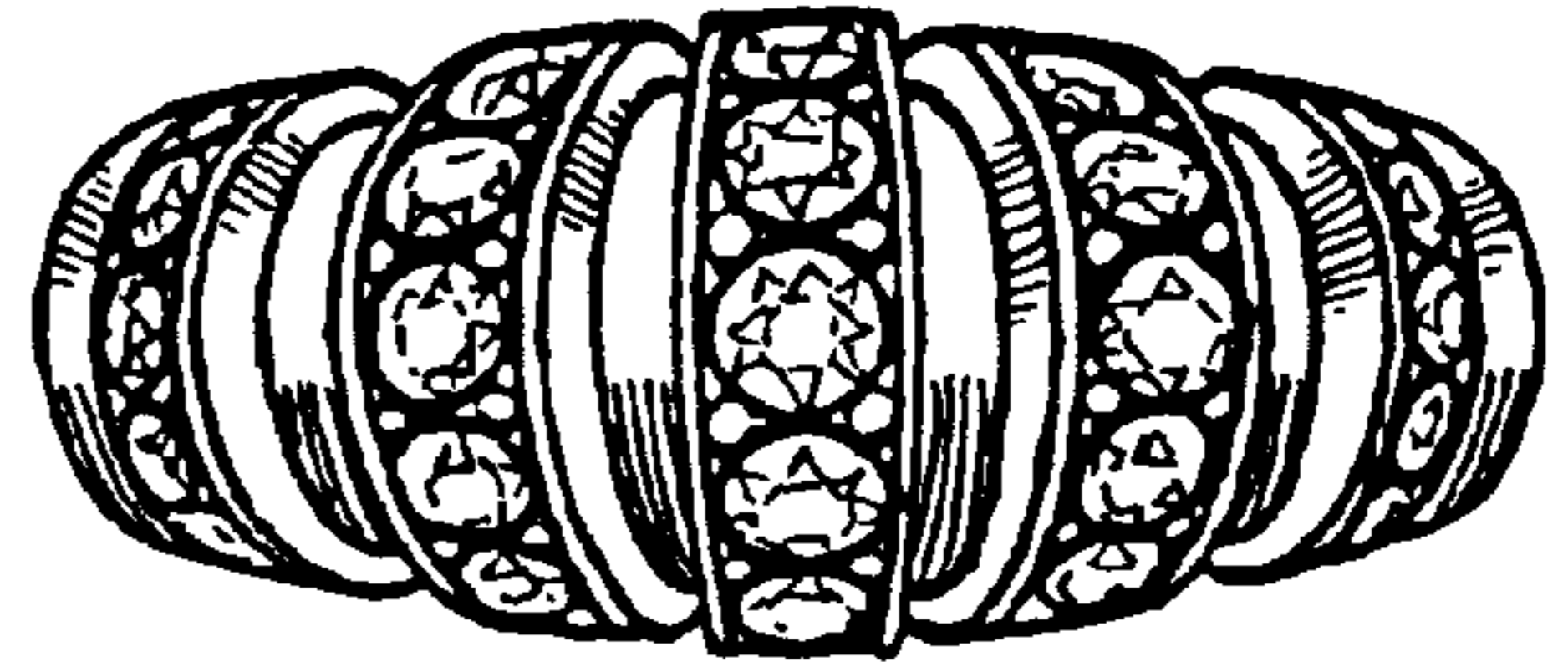
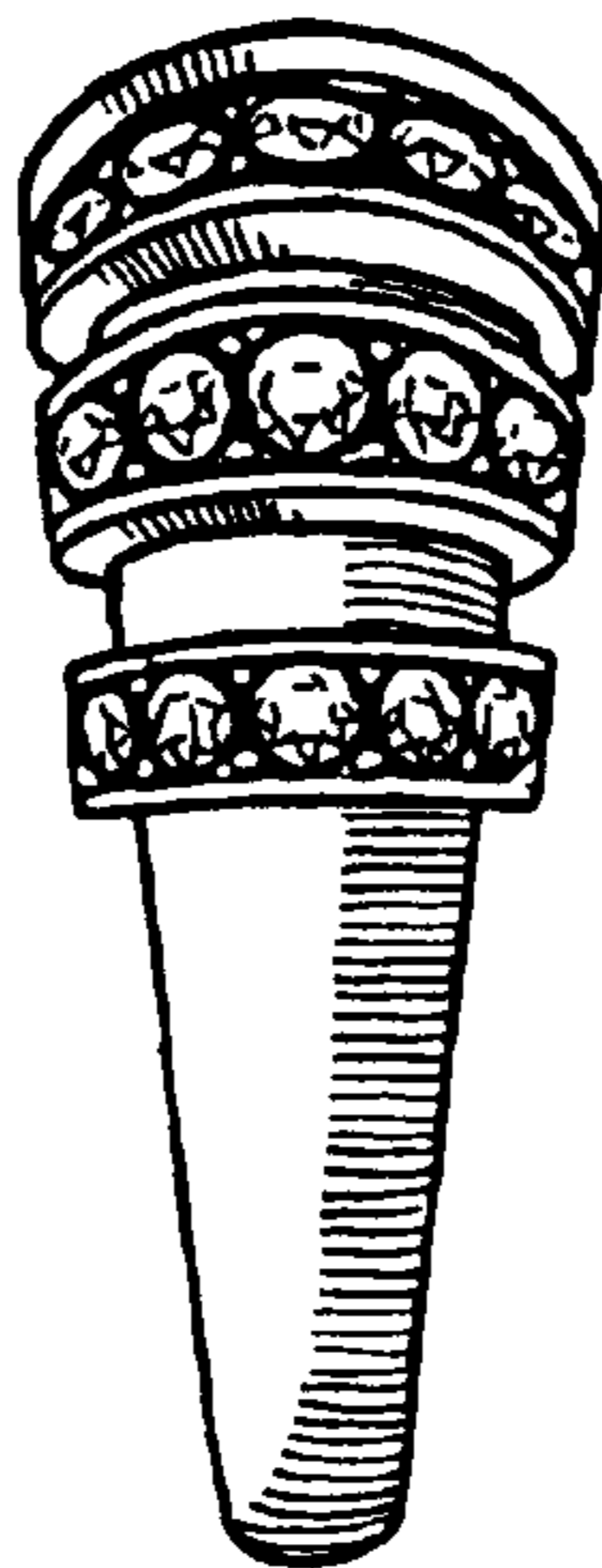

DESCRIPTION

FIG. 1 is a front view of the new ornamental ring of the present invention, the back view being a mirror image thereof;

FIG. 2 is a right side view thereof, the left side view being a mirror image thereof; and,

FIG. 3 is a top view thereof.

1 Claim, 1 Drawing Sheet






Fig. 1




Fig. 2

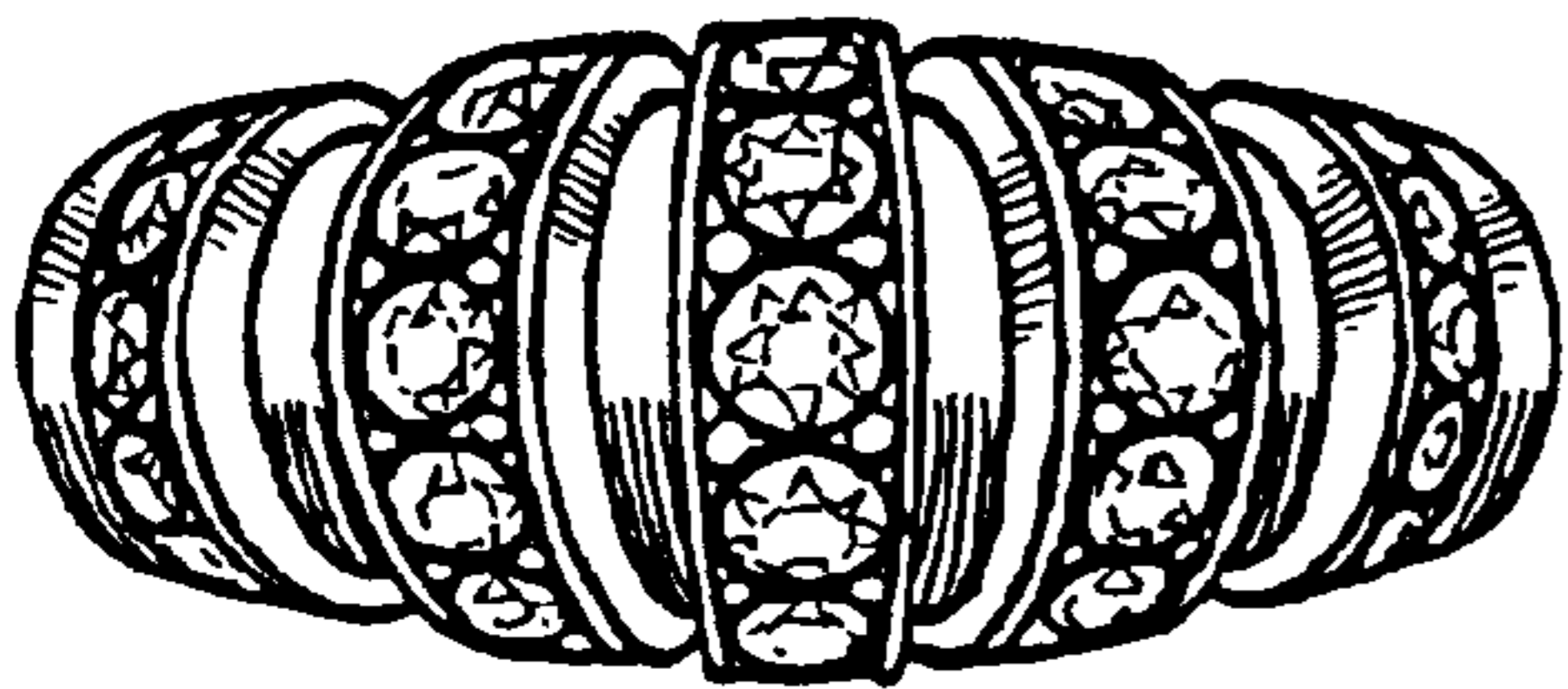


Fig. 3