



US00D443547S

(12) **United States Design Patent**
Kremer

(10) **Patent No.:** **US D443,547 S**

(45) **Date of Patent:** **** Jun. 12, 2001**

(54) **BRACELET**

(76) **Inventor:** **Frederick Joseph Kremer**, 1606
Rosewood Ave., Louisville, KY (US)
40204

(**) **Term:** **14 Years**

(21) **Appl. No.:** **29/133,977**

(22) **Filed:** **Dec. 12, 2000**

(51) **LOC (7) Cl.** **11-01**

(52) **U.S. Cl.** **D11/6**

(58) **Field of Search** D11/1-8, 11-25,
D11/93, 94; 59/78, 80, 82-84; D10/32;
63/1.1, 2, 3, 5.1, 11, 4, 28

(56) **References Cited**

U.S. PATENT DOCUMENTS

D. 56,602	*	11/1920	Grasmuk	D11/25
D. 102,765	*	1/1937	Ritter	D11/12
D. 122,601	*	9/1940	Katz	D11/3
D. 172,702	*	7/1954	Bucholtz	D11/26
D. 175,089	*	7/1955	Newmark	D11/3

D. 176,877	*	2/1956	Newmark	D11/3
352,917	*	11/1886	Granbery	63/4
D. 404,330	*	1/1999	Gruosi	D11/3
D. 404,678	*	1/1999	De Baschmakoff	D11/4
802,267	*	10/1905	Chaumet	63/28

* cited by examiner

Primary Examiner—Ralf Seifert

(74) *Attorney, Agent, or Firm*—Theresa Camoriano;
Camoriano and Associates

(57) **CLAIM**

The ornamental design for a bracelet, as shown.

DESCRIPTION

FIG. 1 is a perspective view of a bracelet showing my new design;

FIG. 2 is a top view thereof;

FIG. 3 is a bottom view thereof;

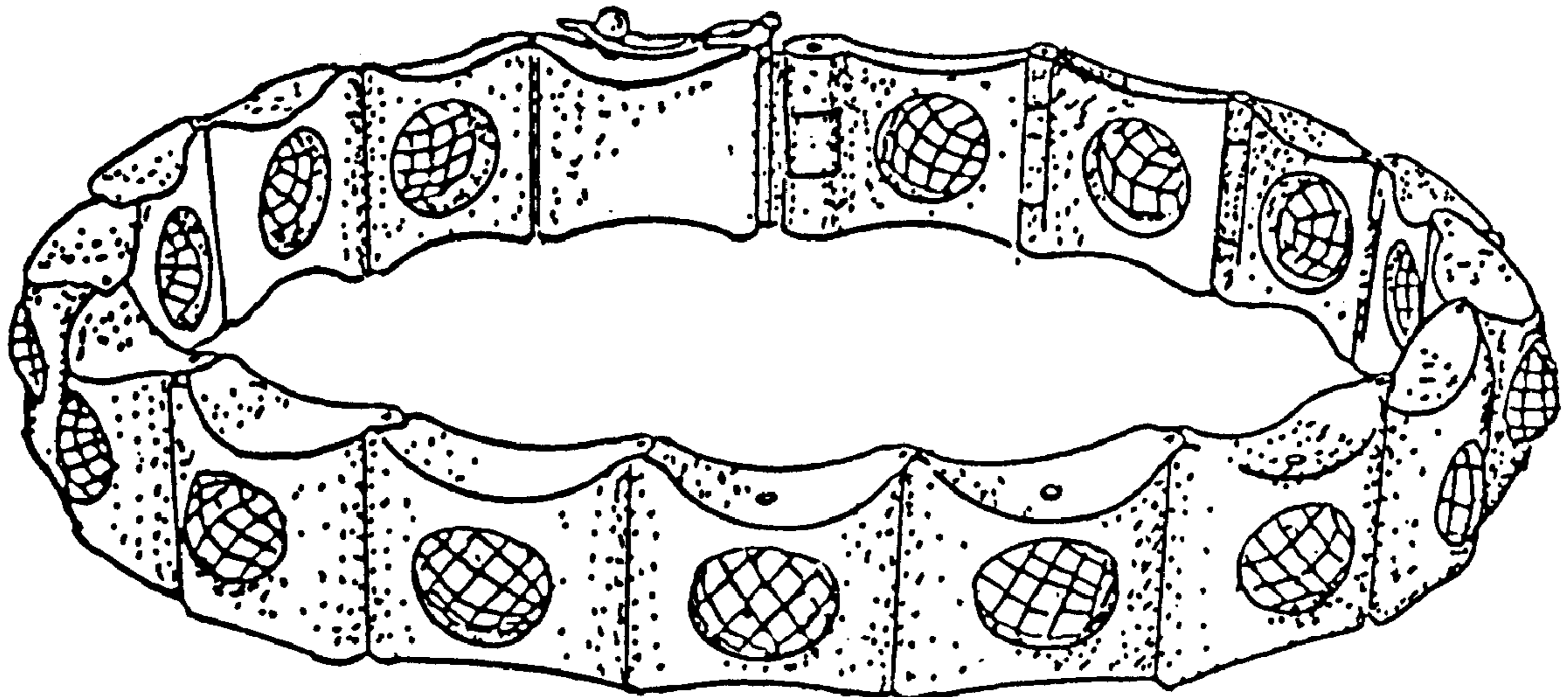
FIG. 4 is a front view thereof;

FIG. 5 is a back view thereof;

FIG. 6 is a left side view thereof; and,

FIG. 7 is a right side view thereof.

1 Claim, 2 Drawing Sheets



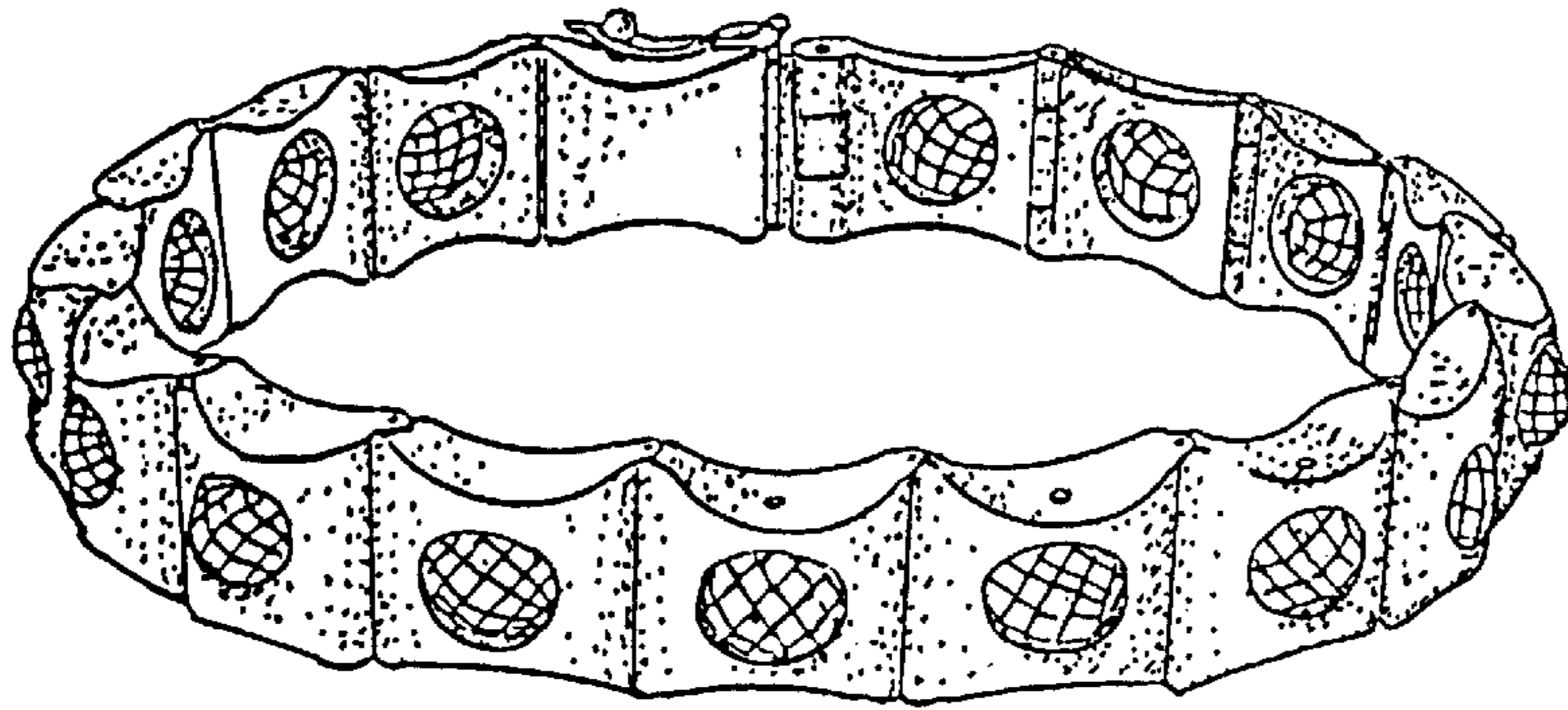


FIG. 1

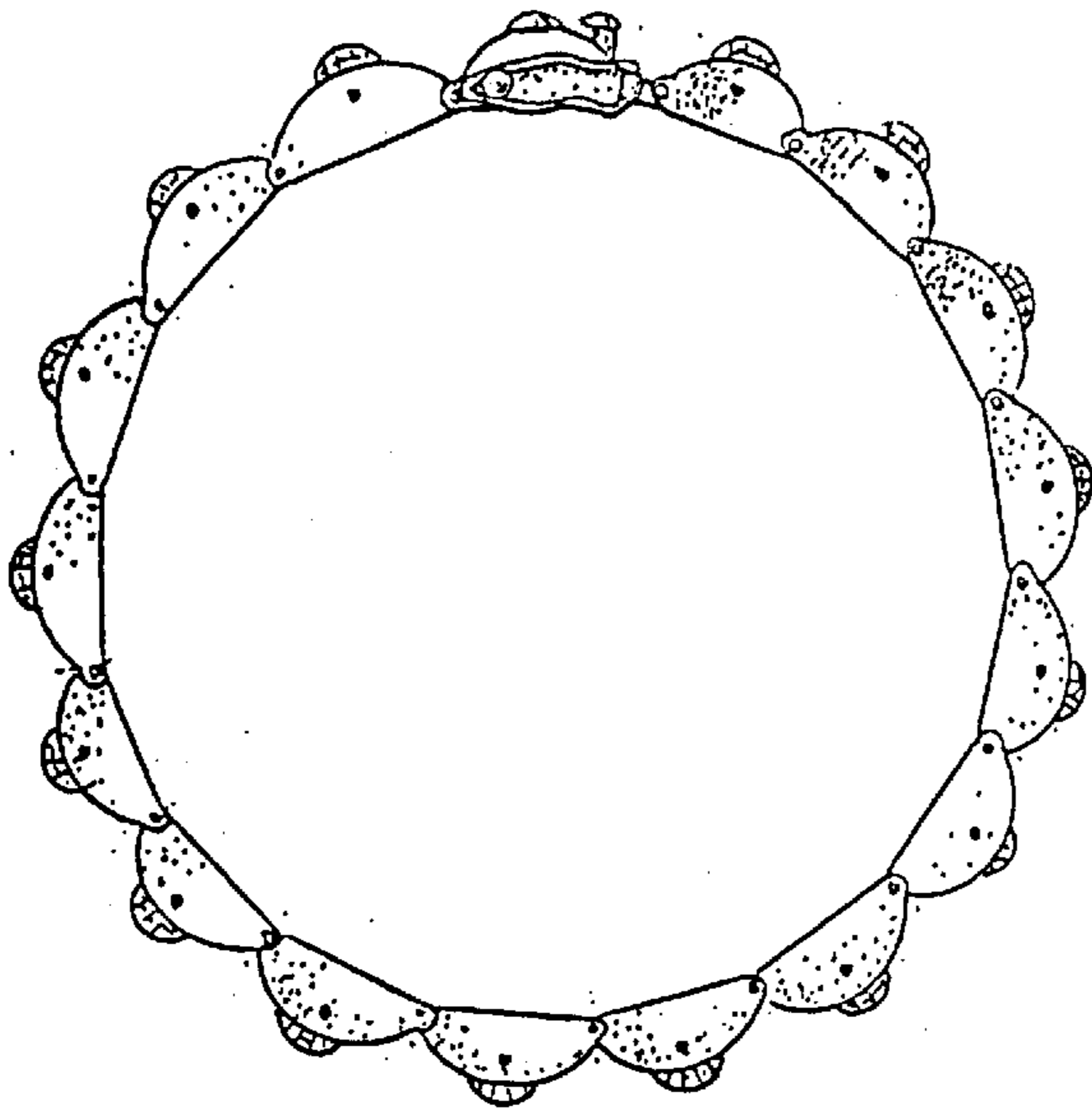


FIG. 2

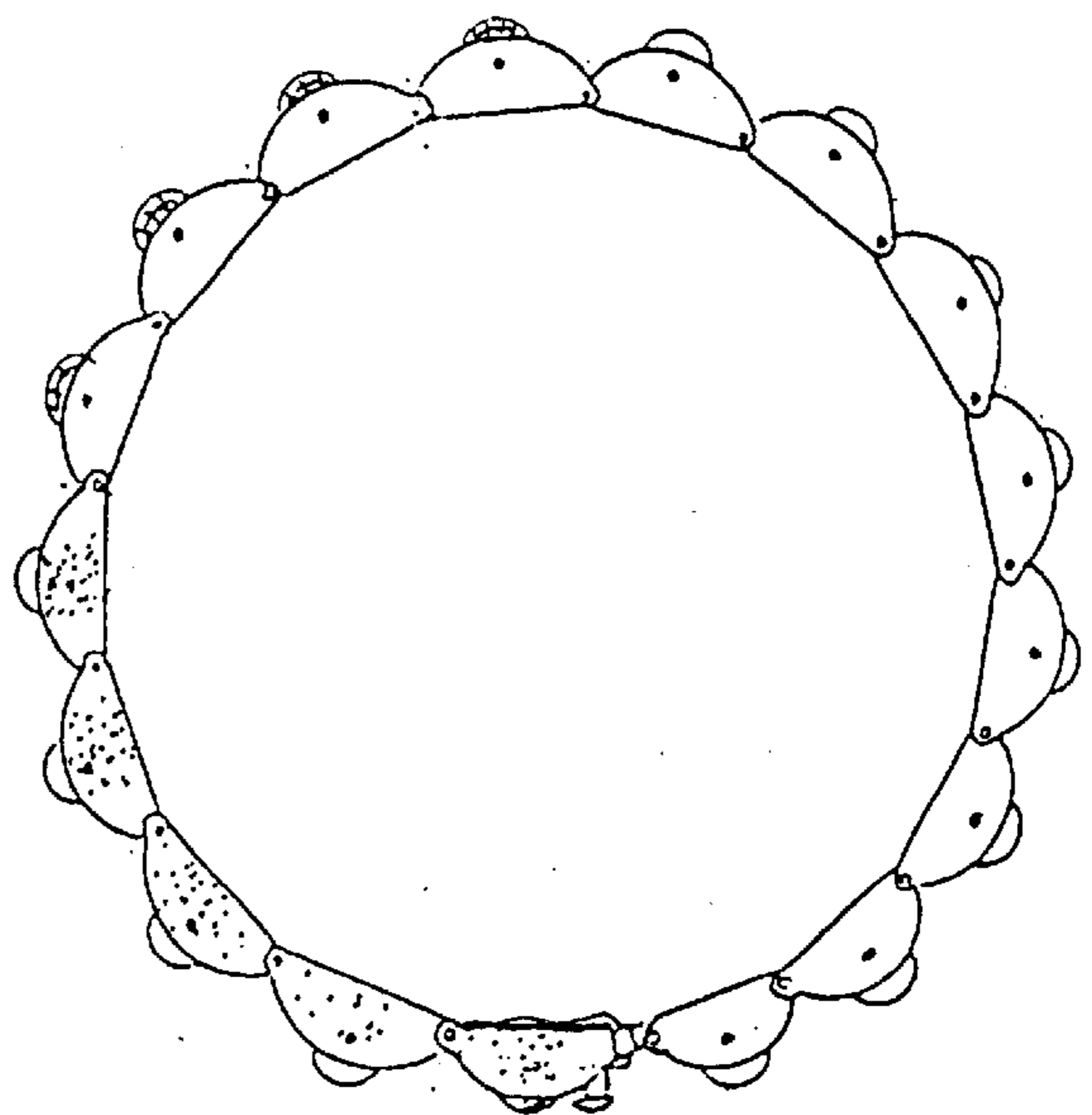


FIG. 3

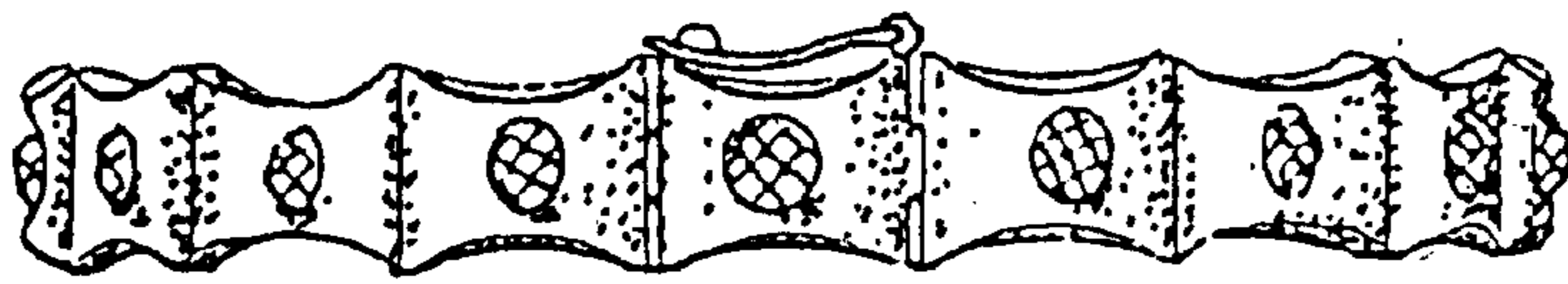


FIG. 4

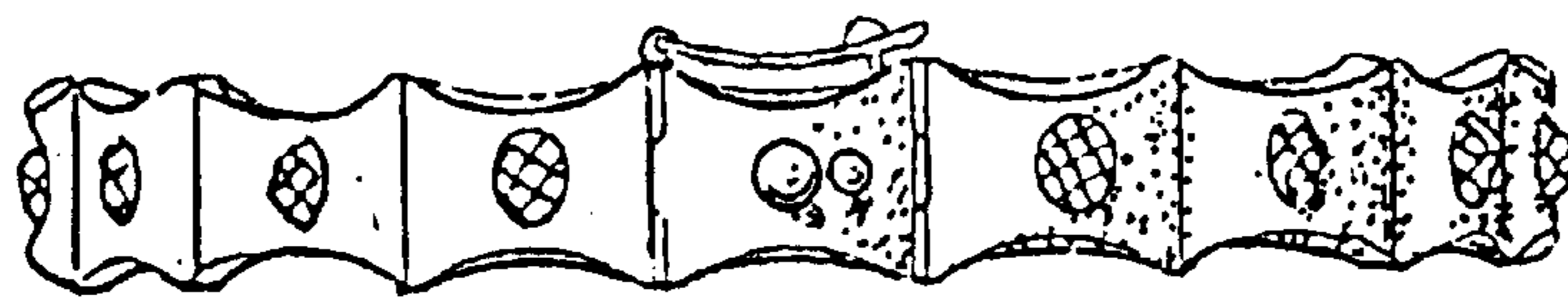


FIG. 5




FIG. 6




FIG. 7