



US00D443545S

(12) **United States Design Patent**  
**Tu**

(10) **Patent No.:** **US D443,545 S**

(45) **Date of Patent:** **\*\* Jun. 12, 2001**

(54) **PORTION OF A WATCH**

(75) Inventor: **Aurelie C. Tu**, Portland, OR (US)

(73) Assignee: **Nike, Inc.**, Beaverton, OR (US)

(\*\*) Term: **14 Years**

(21) Appl. No.: **29/133,247**

(22) Filed: **Nov. 28, 2000**

(51) **LOC (7) Cl.** ..... **10-02**

(52) **U.S. Cl.** ..... **D10/128**

(58) **Field of Search** ..... D10/1-40, 122-132;  
368/280-282, 276-277, 28-30, 285, 294,  
295, 239-242, 82-84, 41-44

(56) **References Cited**

**U.S. PATENT DOCUMENTS**

- D. 362,629 9/1995 Muller .
- D. 383,396 9/1997 Houlihan .
- D. 386,975 12/1997 Yamamoto .
- D. 387,292 12/1997 Yamamoto .
- D. 397,619 9/1998 Lee .
- D. 397,952 9/1998 Bruce et al. .
- D. 398,246 9/1998 Bruce et al. .
- D. 404,328 1/1999 Brunner et al. .

- D. 407,329 \* 3/1999 Kawashima et al. .... D10/30
- D. 415,708 \* 10/1999 Yanku ..... D10/128
- D. 418,442 \* 1/2000 Yanku ..... D10/128
- D. 428,346 \* 7/2000 Goto et al. .... D10/30

\* cited by examiner

*Primary Examiner*—Nelson C. Holtje

(74) *Attorney, Agent, or Firm*—Banner & Witcoff, Ltd.

(57) **CLAIM**

The ornamental design for a portion of a watch, as shown and described.

**DESCRIPTION**

FIG. 1 is a top plan view of a portion of a watch showing my new design;

FIG. 2 is a side elevational view thereof with the other side being a mirror image;

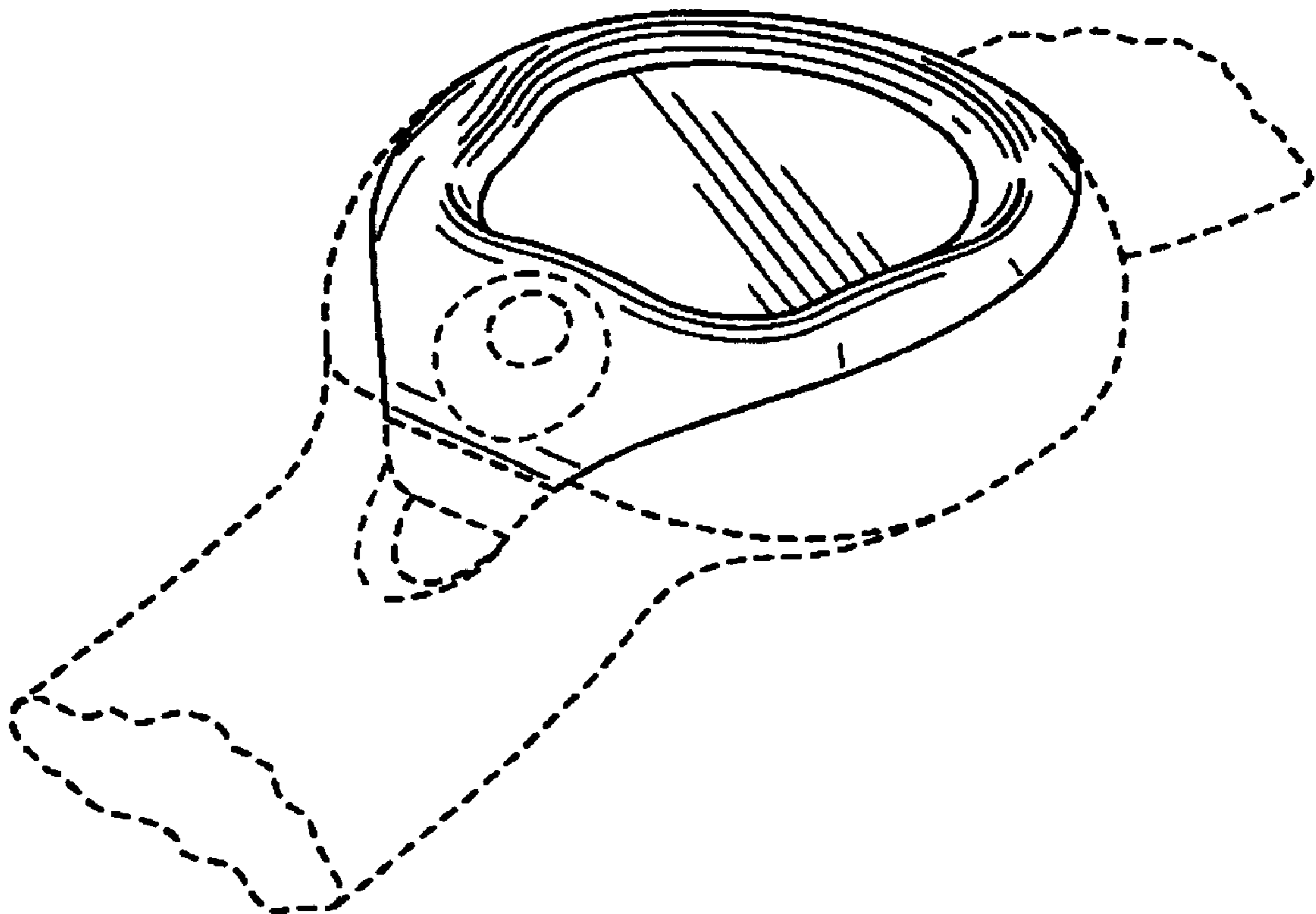
FIG. 3 is an end elevational view of one end thereof;

FIG. 4 is an end elevational view of the other end thereof opposite that of FIG. 3; and,

FIG. 5 is a perspective view thereof.

The broken line showing of the remainder of the watch including the bottom and the band is for illustrative purposes only and forms no part of the claimed design.

**1 Claim, 2 Drawing Sheets**



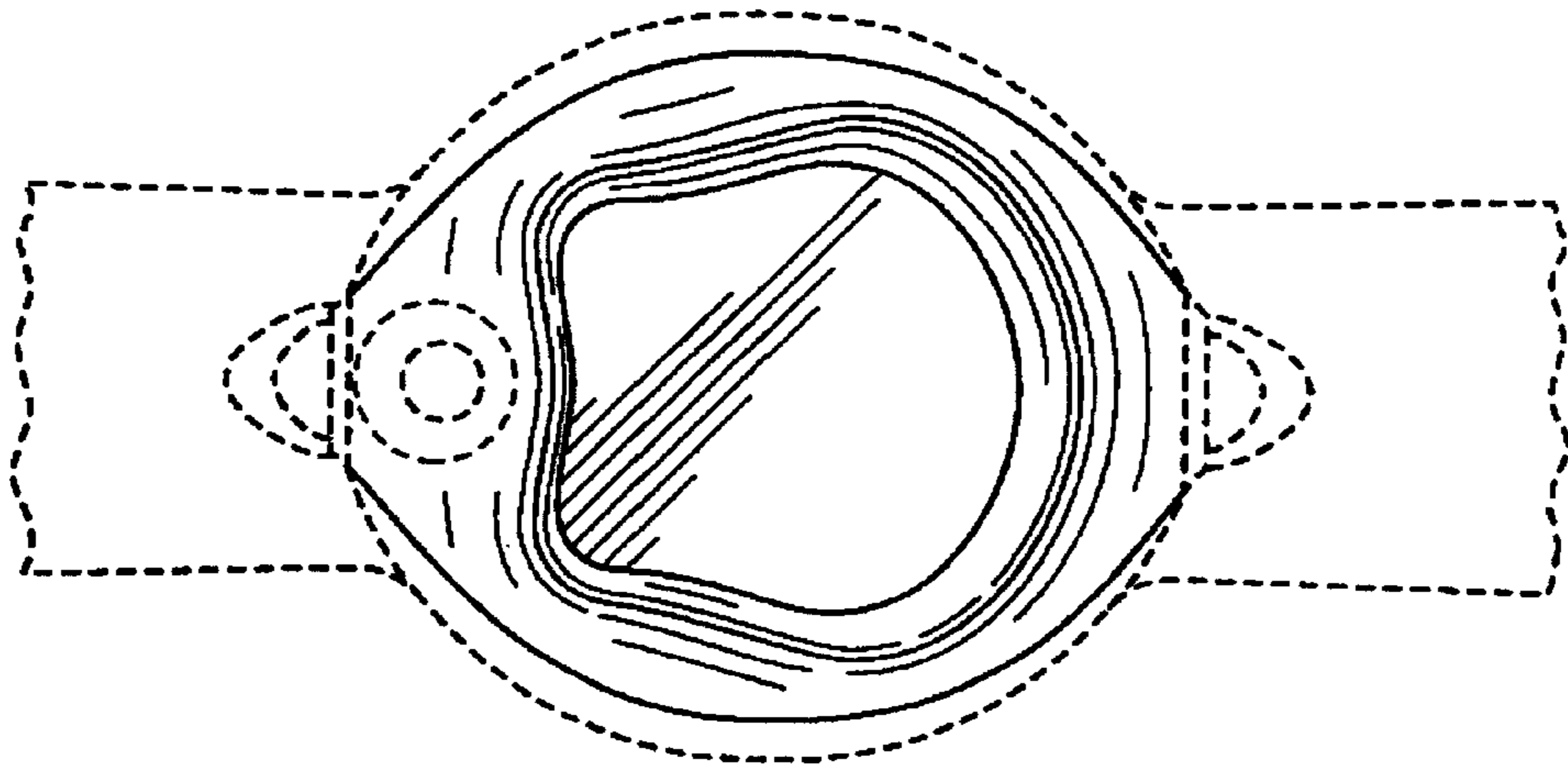


FIG. 1

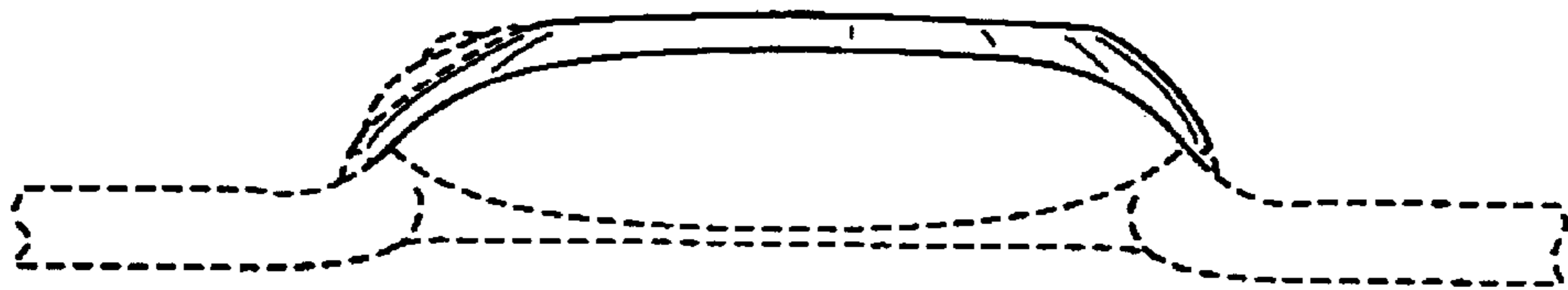


FIG. 2

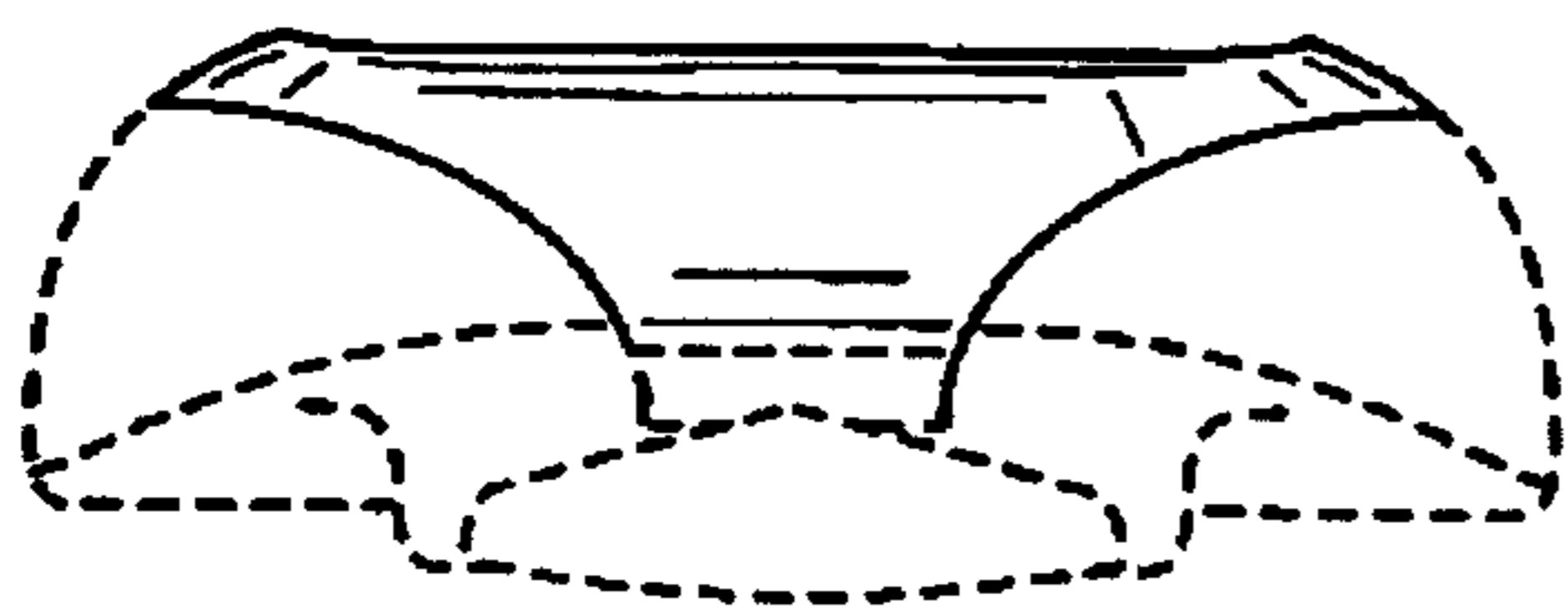


FIG. 3

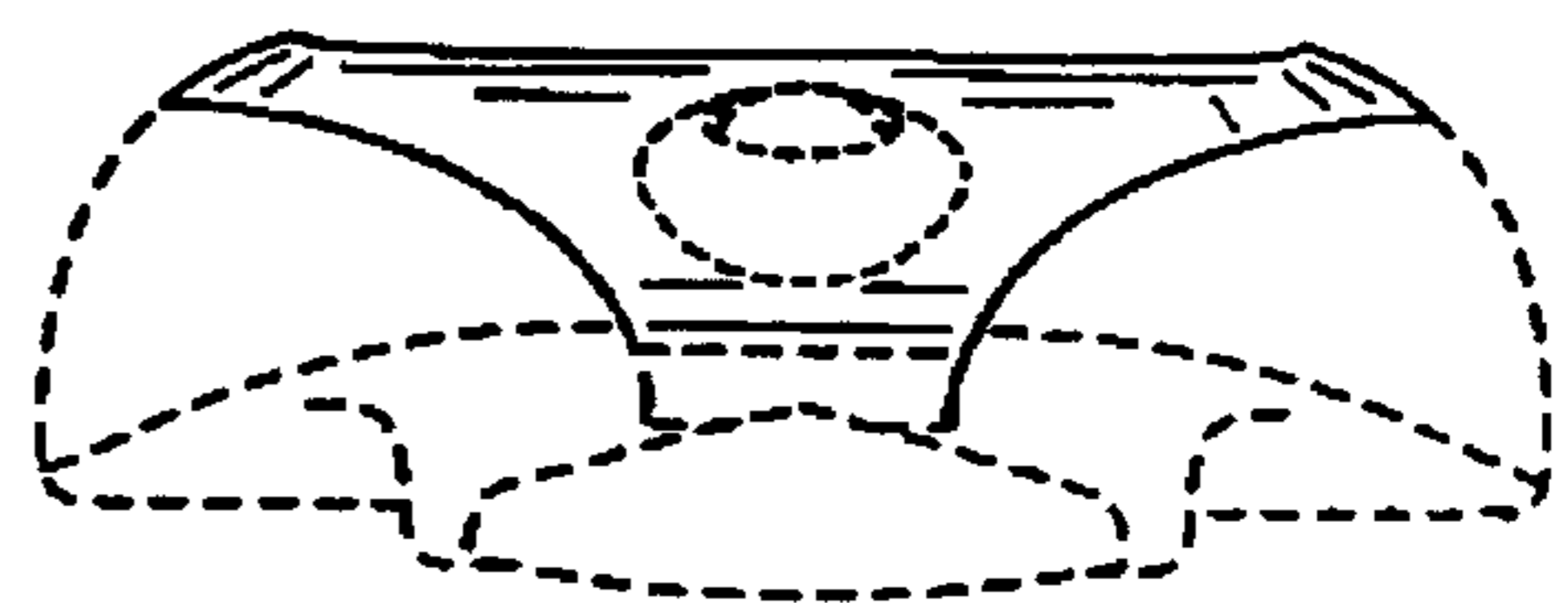


FIG. 4

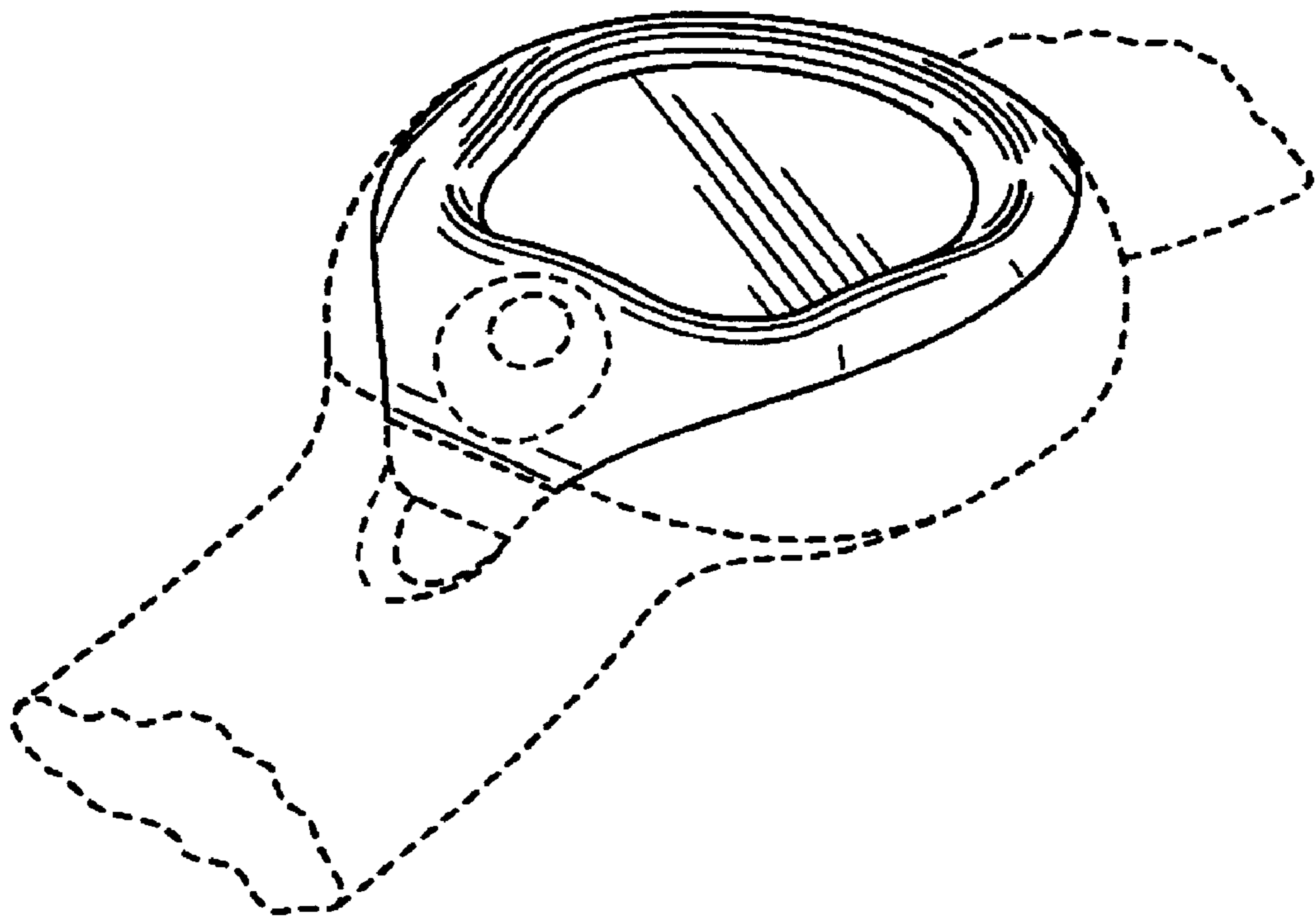


FIG. 5