



US00D443544S

(12) **United States Design Patent**
Place

(10) **Patent No.:** **US D443,544 S**

(45) **Date of Patent:** **** Jun. 12, 2001**

(54) **ORNAMENTAL TOPPER FOR VEHICLE ANTENNA**

5,913,616 6/1999 Galella .

* cited by examiner

(76) **Inventor:** **Todd A. Place**, 1626 Mt Silliman Way, Antioch, CA (US) 94509

Primary Examiner—Marcus A. Jackson

(**) **Term:** **14 Years**

(57) **CLAIM**

The ornamental design for a ornamental topper for vehicle antenna, as shown and described.

(21) **Appl. No.:** **29/132,158**

(22) **Filed:** **Nov. 3, 2000**

DESCRIPTION

(51) **LOC (7) Cl.** **10-05**

(52) **U.S. Cl.** **D10/109**

(58) **Field of Search** D20/10, 41; D10/104, D10/109, 111, 114, 121; 116/173, 174, 175; D11/165, 166, 172

FIG. 1 is a front elevational view of the ornamental topper for vehicle antenna of the present invention, the rear view being a mirror image thereof;

FIG. 2 is a left side elevational view of the ornamental topper for vehicle antenna of FIG. 1, the right view being a mirror image thereof;

FIG. 3 is a top plan view of the ornamental topper for vehicle antenna of FIG. 1;

FIG. 4 is a bottom plan view of the ornamental topper for vehicle antenna of FIG. 1;

FIG. 5 is a cross-sectional view of FIG. 1 taken along line 5—5; and,

FIG. 6 is a top, front, right side perspective view of an alternate embodiment of FIG. 1, wherein the only difference resides in the shape of the claimed design.

The broken lines showing of a logo in FIG. 1 is for illustrative purposes only and form no part of the claimed design.

(56) **References Cited**

U.S. PATENT DOCUMENTS

D. 186,128	9/1959	Franzone .	
D. 357,204	* 4/1995	Meissner	D10/109
D. 363,446	* 10/1995	MacDonald	D10/109
D. 390,491	* 2/1998	Athanasiou	D10/109
D. 410,587	* 6/1999	Chew	D10/109
D. 424,961	* 5/2000	Dolfin	D10/109
D. 427,102	* 6/2000	Irizarry et al.	D10/109
2,329,046	9/1943	Halbig .	
3,433,203	3/1969	Sharkey et al. .	
4,526,820	7/1985	Haas .	
4,964,360	10/1990	Henry .	
5,836,261	11/1998	Sutton .	

1 Claim, 3 Drawing Sheets

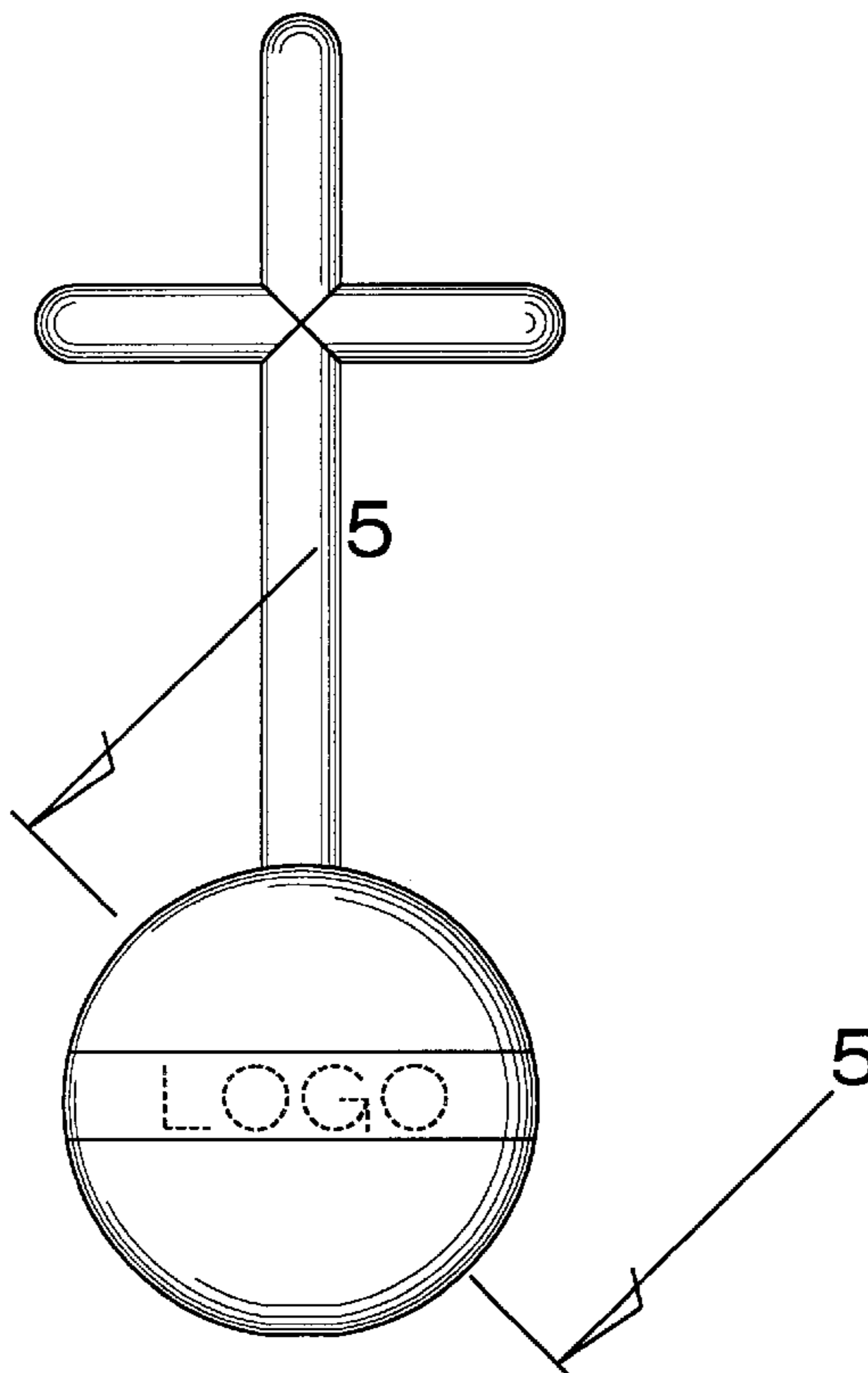


FIG. 1

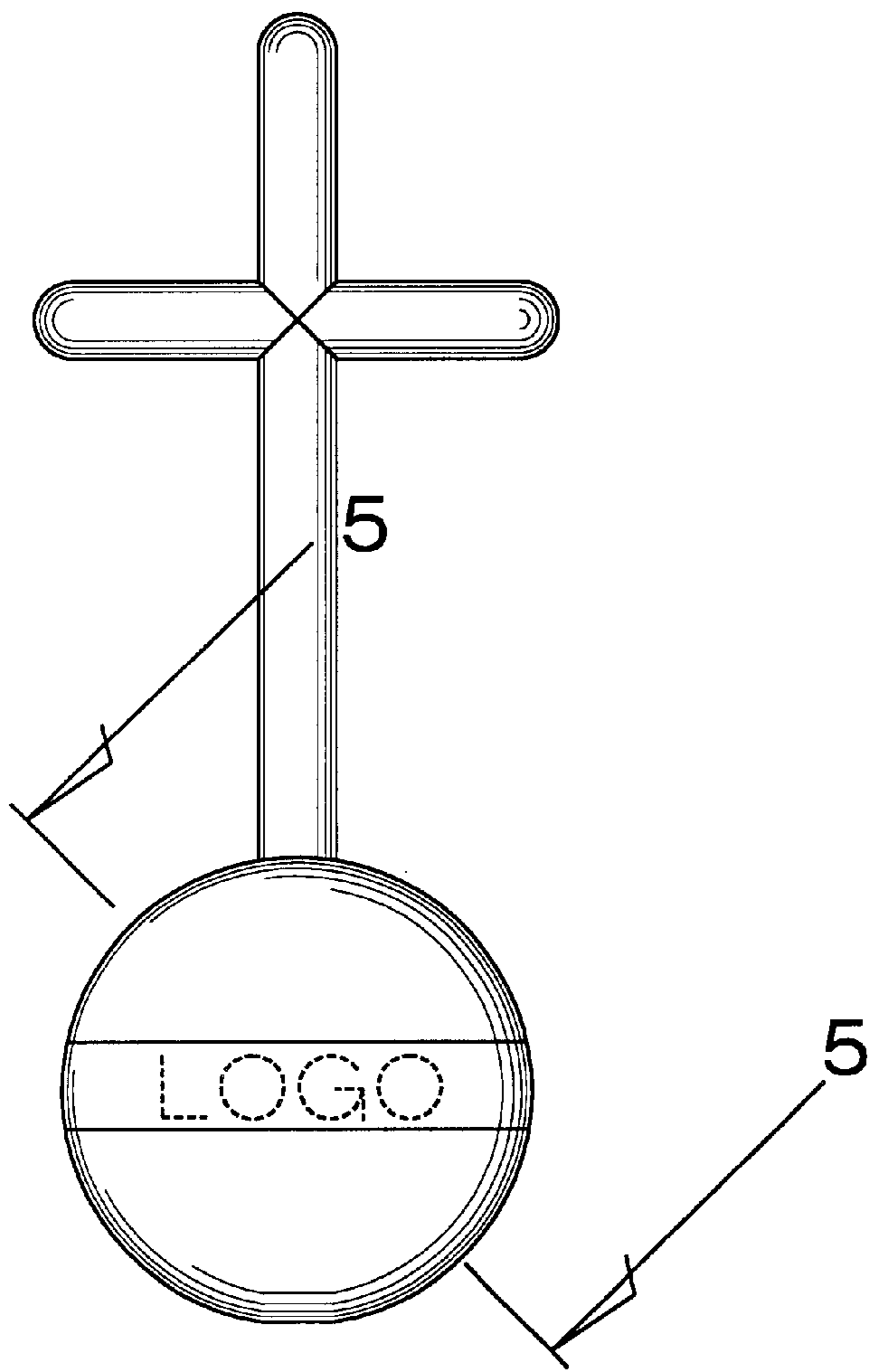


FIG. 2

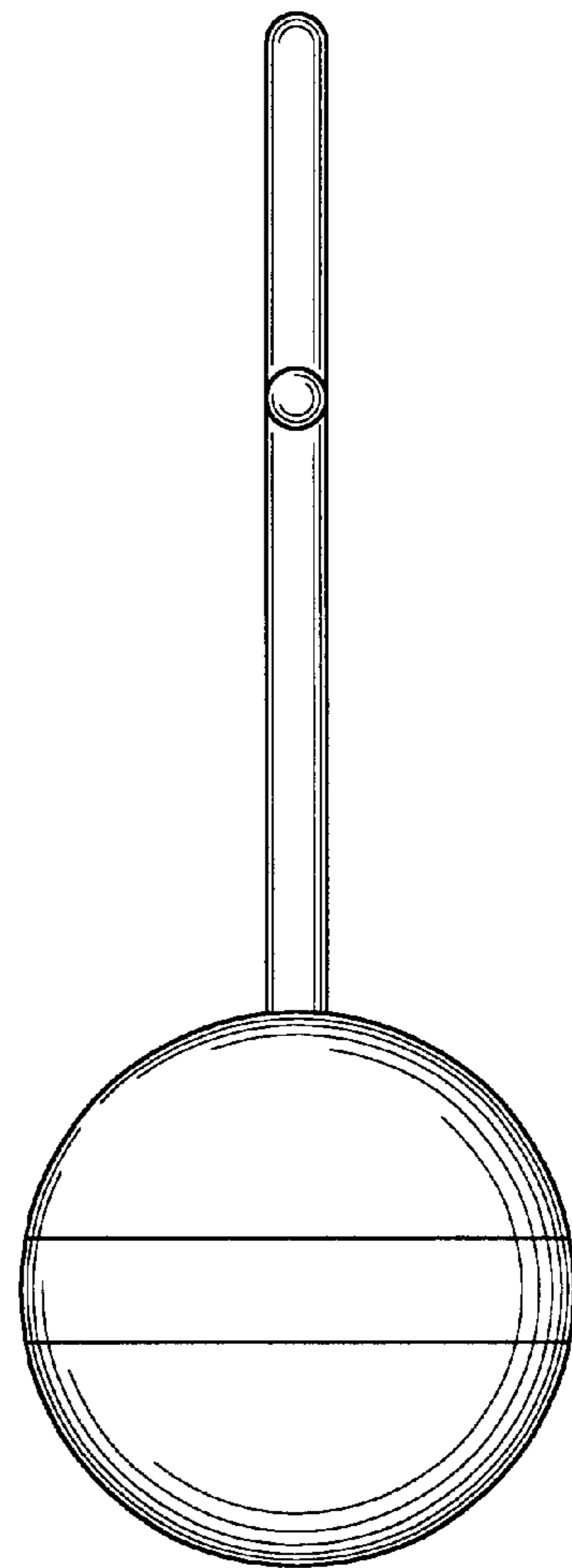


FIG. 3

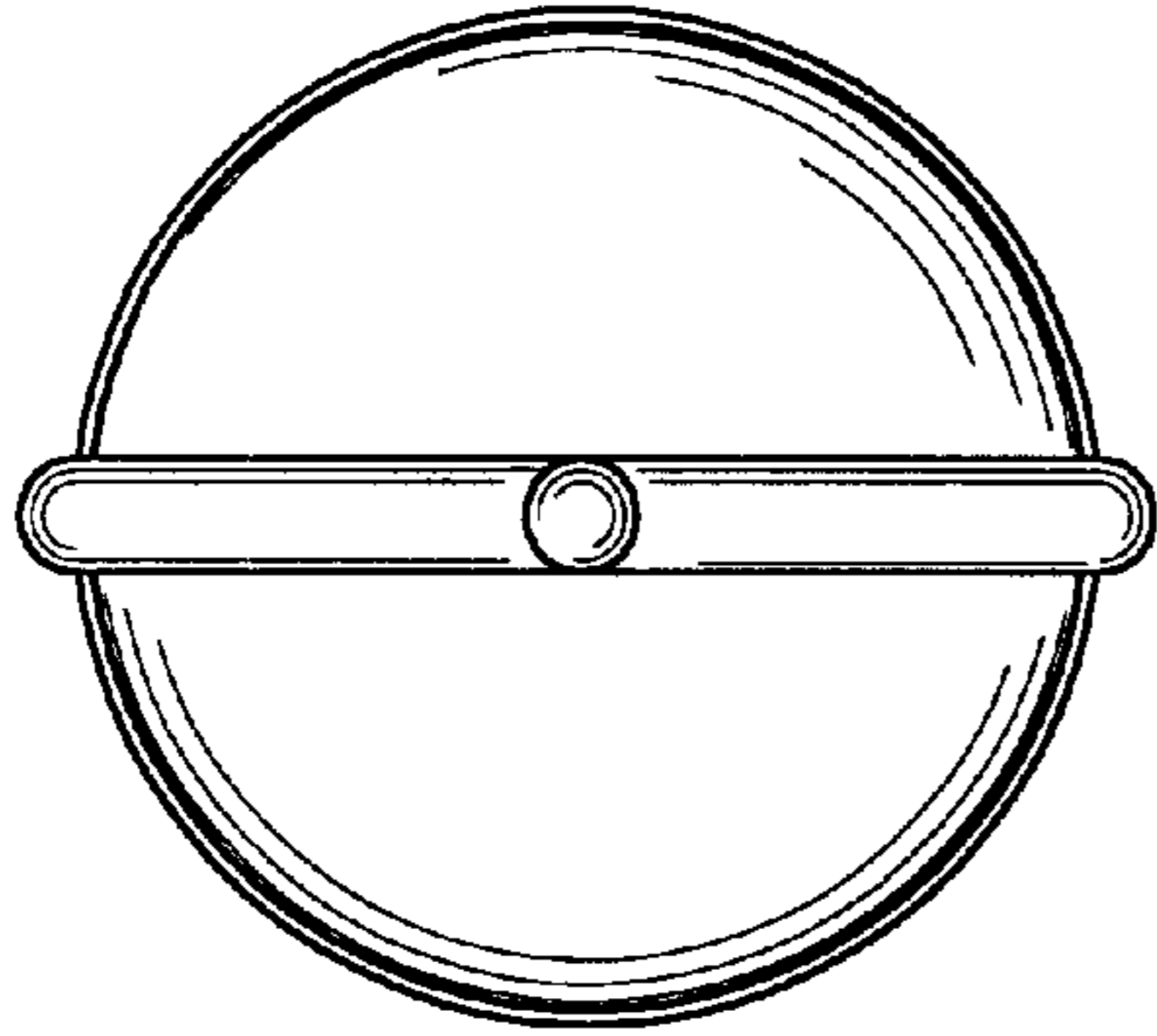


FIG. 5

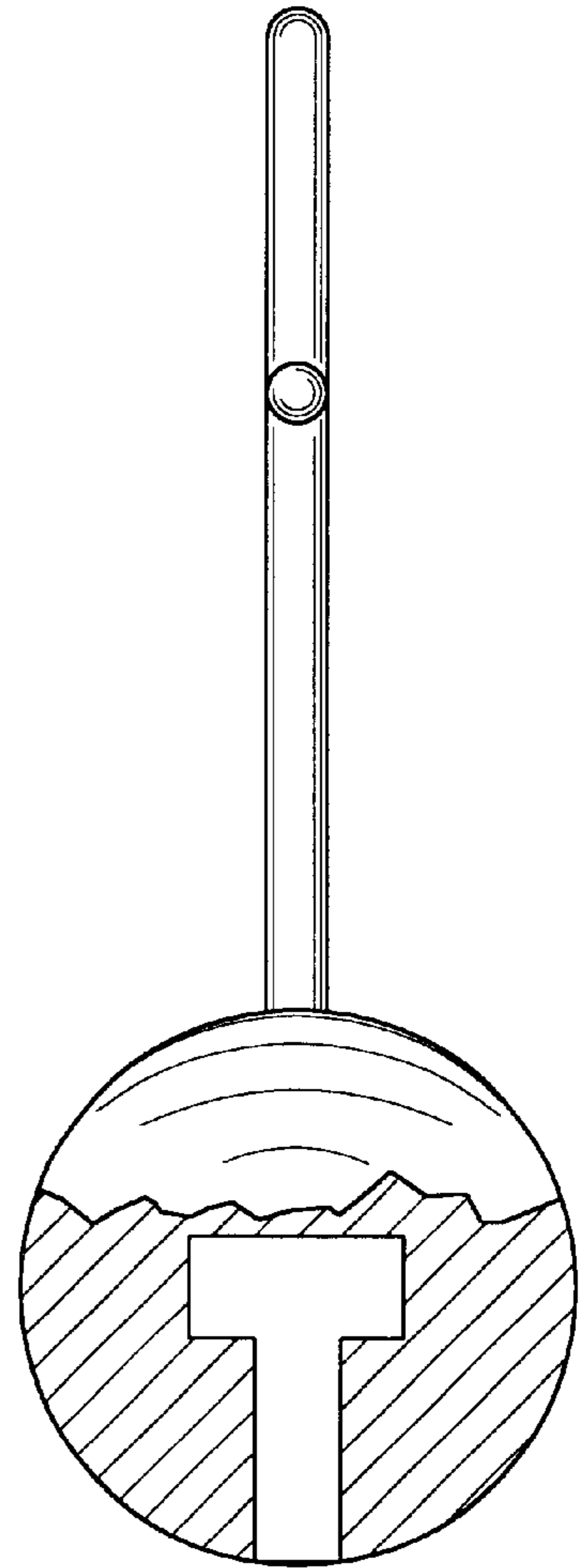


FIG. 4

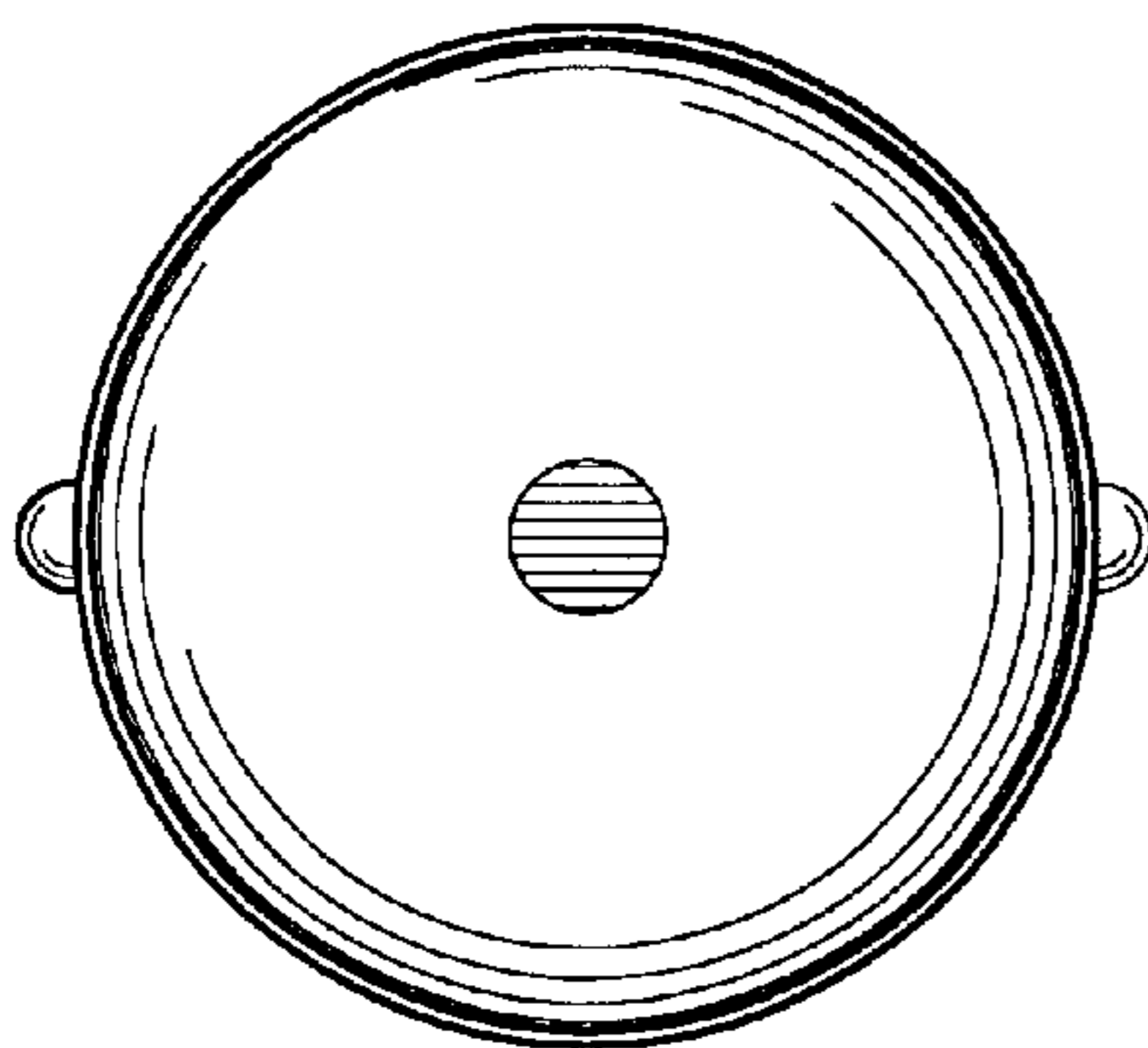


FIG. 6

