



US00D443532S

(12) **United States Design Patent**
Baumann

(10) **Patent No.:** **US D443,532 S**

(45) **Date of Patent:** **** Jun. 12, 2001**

(54) **WRISTWATCH**

(75) Inventor: **Rene Baumann**, Erlenbach (CH)

(73) Assignee: **Desco Von Schulthess AG**, Zurich (CH)

(**) Term: **14 Years**

(21) Appl. No.: **29/127,602**

(22) Filed: **Aug. 10, 2000**

(30) **Foreign Application Priority Data**

Mar. 8, 2000 (XH) DMA/004 816

(51) **LOC (7) Cl.** **10-02**

(52) **U.S. Cl.** **D10/32**

(58) **Field of Search** D10/1-40, 122-132;
D11/3-25; 63/1.1, 3, 5, 11; 368/276-277,
280-282, 285

(56) **References Cited**

U.S. PATENT DOCUMENTS

D. 150,324 * 7/1948 Tall D11/4

D. 323,121 * 1/1992 Dumas D10/32
D. 330,167 * 10/1992 Vincent D10/32
D. 359,916 * 7/1995 Iida D10/32

* cited by examiner

Primary Examiner—Nelson G. Holtje

(74) *Attorney, Agent, or Firm*—Sughrue, Mion, Zinn,
Macpeak & Seas, PLLC

(57) **CLAIM**

The ornamental design for a wristwatch, as shown.

DESCRIPTION

FIG. 1 is a perspective view of the front and one side of a wristwatch showing my new design;

FIG. 2 is a front view thereof;

FIG. 3 is a rear view thereof;

FIG. 4 is a side view of said one side thereof;

FIG. 5 is a side view of an opposite side thereof;

FIG. 6 is an end view of one end thereof; and,

FIG. 7 is an end view of an opposite end thereof.

1 Claim, 2 Drawing Sheets



FIG. 1



FIG. 2




FIG. 3




FIG. 4




FIG. 6

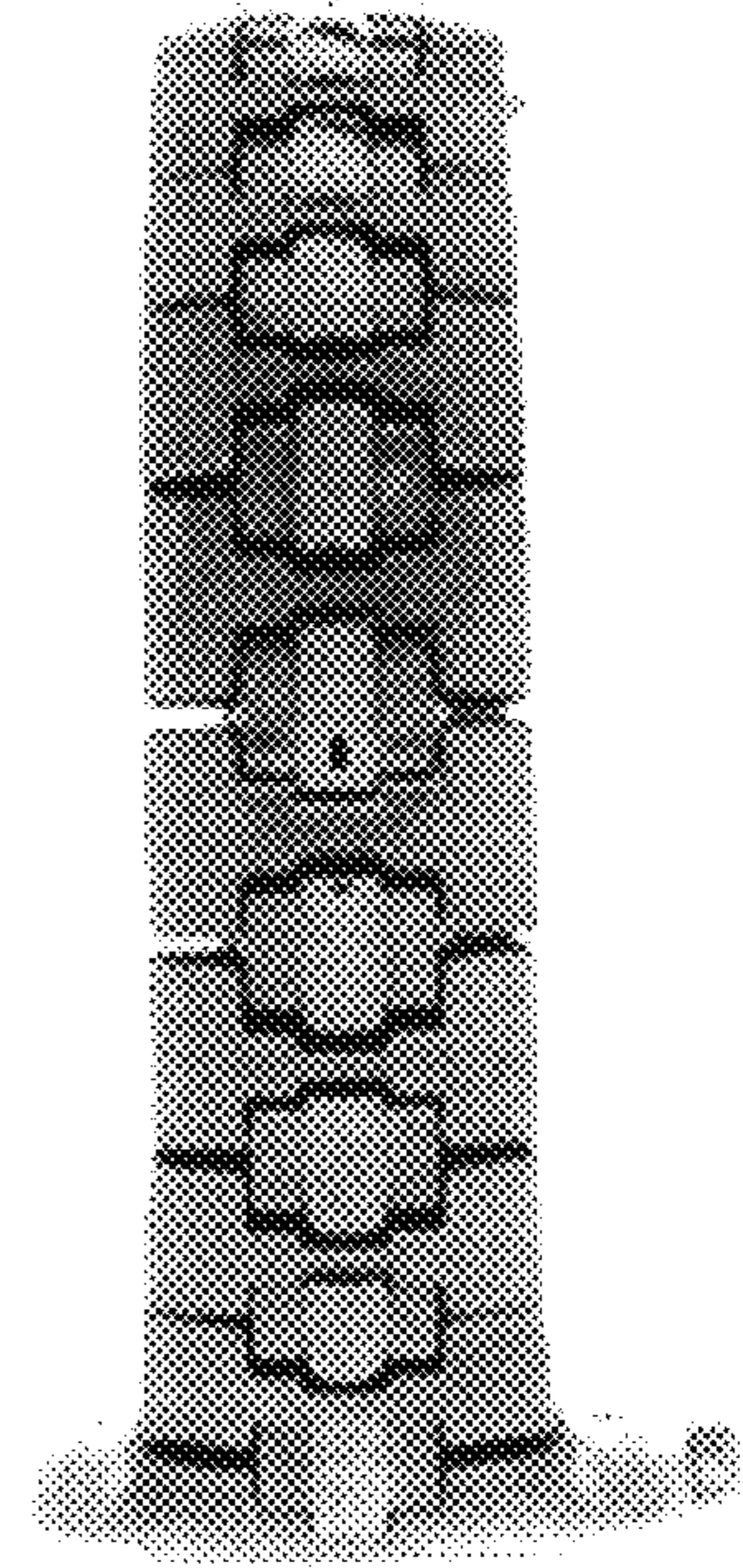


FIG. 5




FIG. 7

