



US00D443528S

(12) **United States Design Patent**  
**Tomimatsu**

(10) **Patent No.:** **US D443,528 S**

(45) **Date of Patent:** **\*\* Jun. 12, 2001**

(54) **WATCH CASE**

(75) **Inventor:** **Daisuke Tomimatsu, Tachikawa (JP)**

(73) **Assignee:** **Casio Keisanki Kabushiki Kaisha, Tokyo (JP)**

(\*\*) **Term:** **14 Years**

(21) **Appl. No.:** **29/129,628**

(22) **Filed:** **Sep. 19, 2000**

(51) **LOC (7) Cl.** ..... **10-02**

(52) **U.S. Cl.** ..... **D10/30; D10/38**

(58) **Field of Search** ..... **D10/1-40, 122-132; 368/280-282, 276-277, 28-30, 285, 239-242, 82-84, 41-44**

(56) **References Cited**

**U.S. PATENT DOCUMENTS**

- D. 383,402 \* 9/1997 Takeichi ..... D10/39
- D. 389,870 \* 1/1998 Hart et al. .... D19/90
- D. 394,404 \* 5/1998 Ishizaka et al. .... D10/38
- D. 396,418 \* 7/1998 Goto ..... D10/30

- D. 403,252 \* 12/1998 Hanagata ..... D10/38
- D. 409,923 \* 5/1999 Riley ..... D10/30
- D. 410,394 \* 6/1999 Bulgari ..... D10/39
- D. 414,121 \* 9/1999 Hanagata ..... D10/30

\* cited by examiner

*Primary Examiner*—Nelson C. Holtje

(74) *Attorney, Agent, or Firm*—Frishauf, Holtz, Goodman, Langer & Chick, P.C.

(57) **CLAIM**

The ornamental design for a watch case, as shown.

**DESCRIPTION**

FIG. 1 is a front elevational view of a watch case, showing my new design;  
 FIG. 2 is a right side elevational view thereof;  
 FIG. 3 is a left side elevational view thereof;  
 FIG. 4 is a top plan view thereof;  
 FIG. 5 is a bottom plan view thereof;  
 FIG. 6 is a rear elevational view thereof; and,  
 FIG. 7 is a front, bottom and right side perspective view thereof.

**1 Claim, 3 Drawing Sheets**

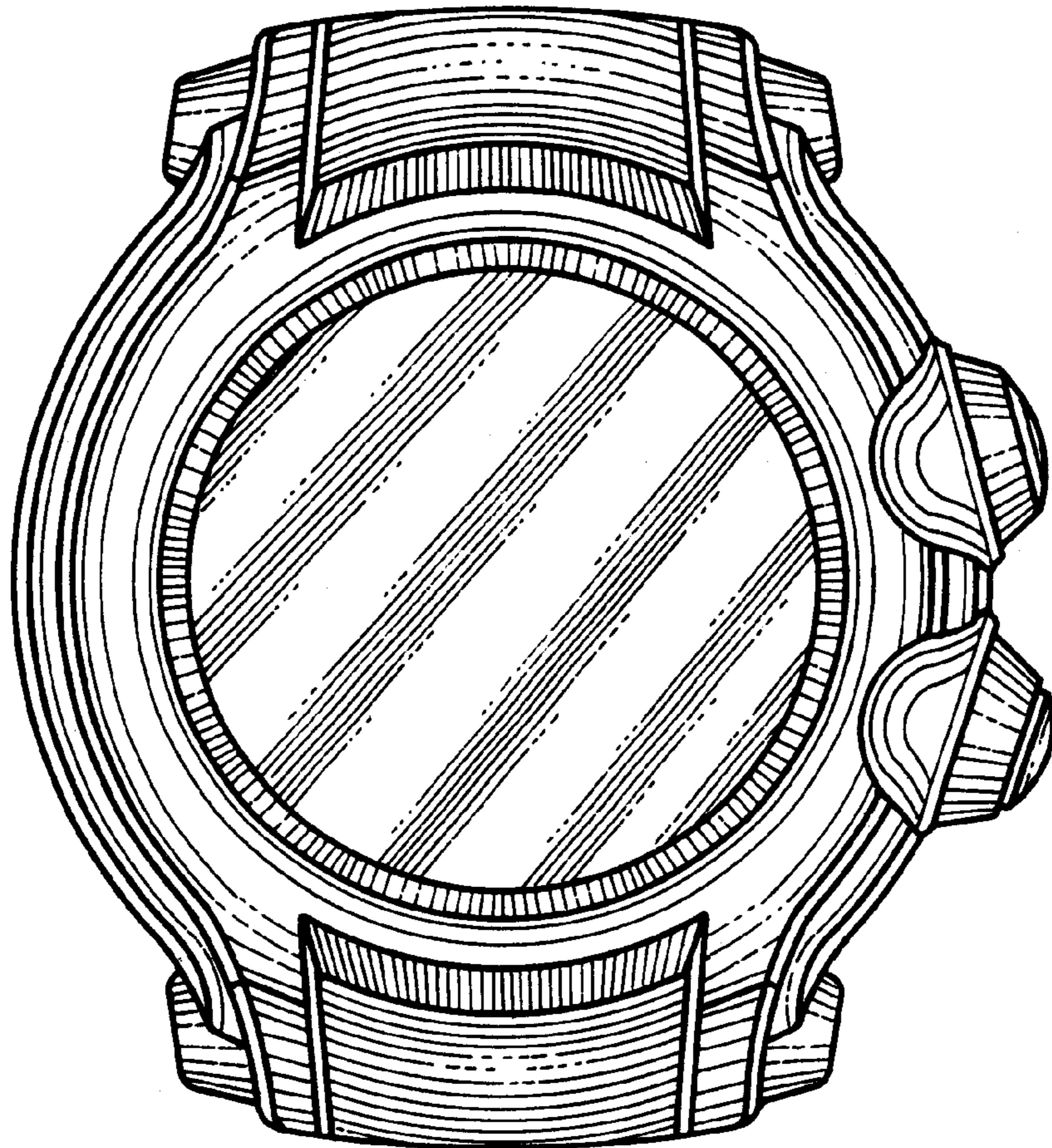


FIG. 1

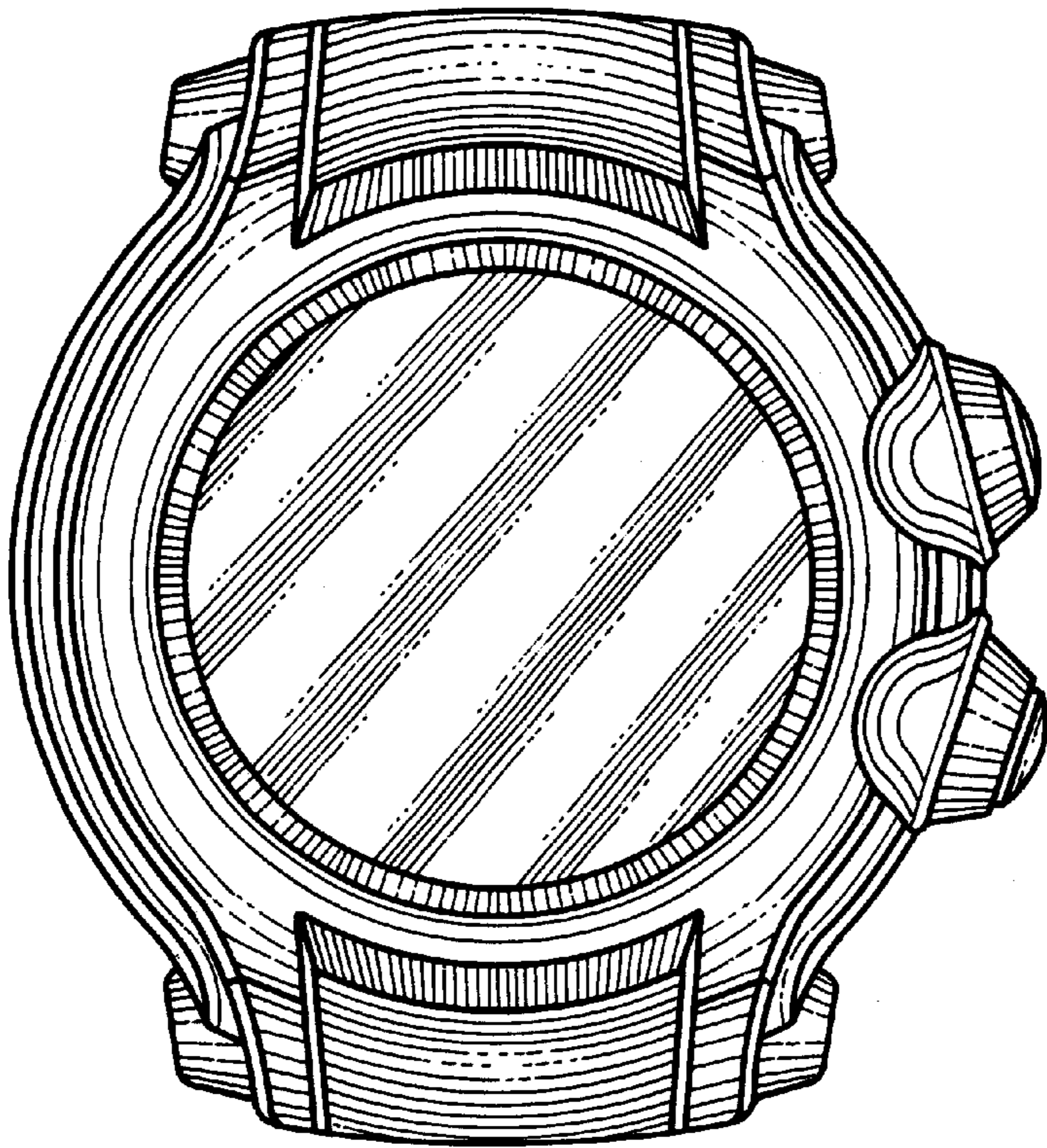


FIG. 2





FIG. 5



FIG. 4

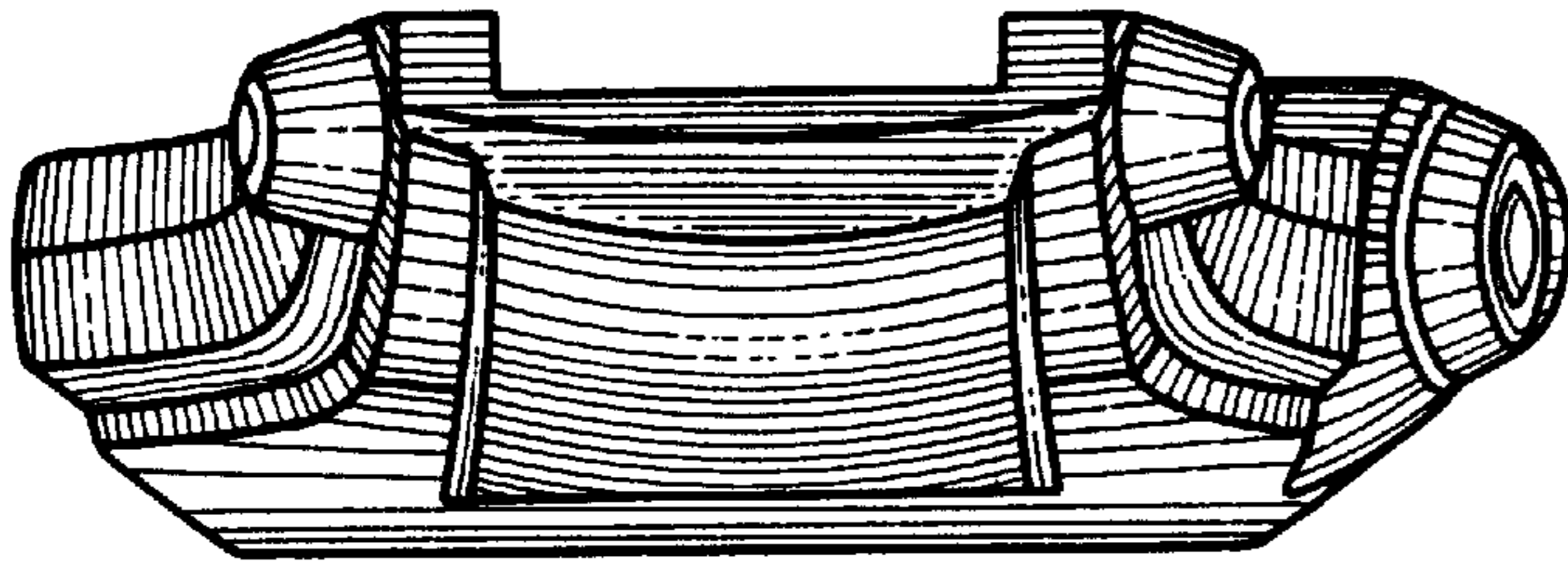


FIG. 6

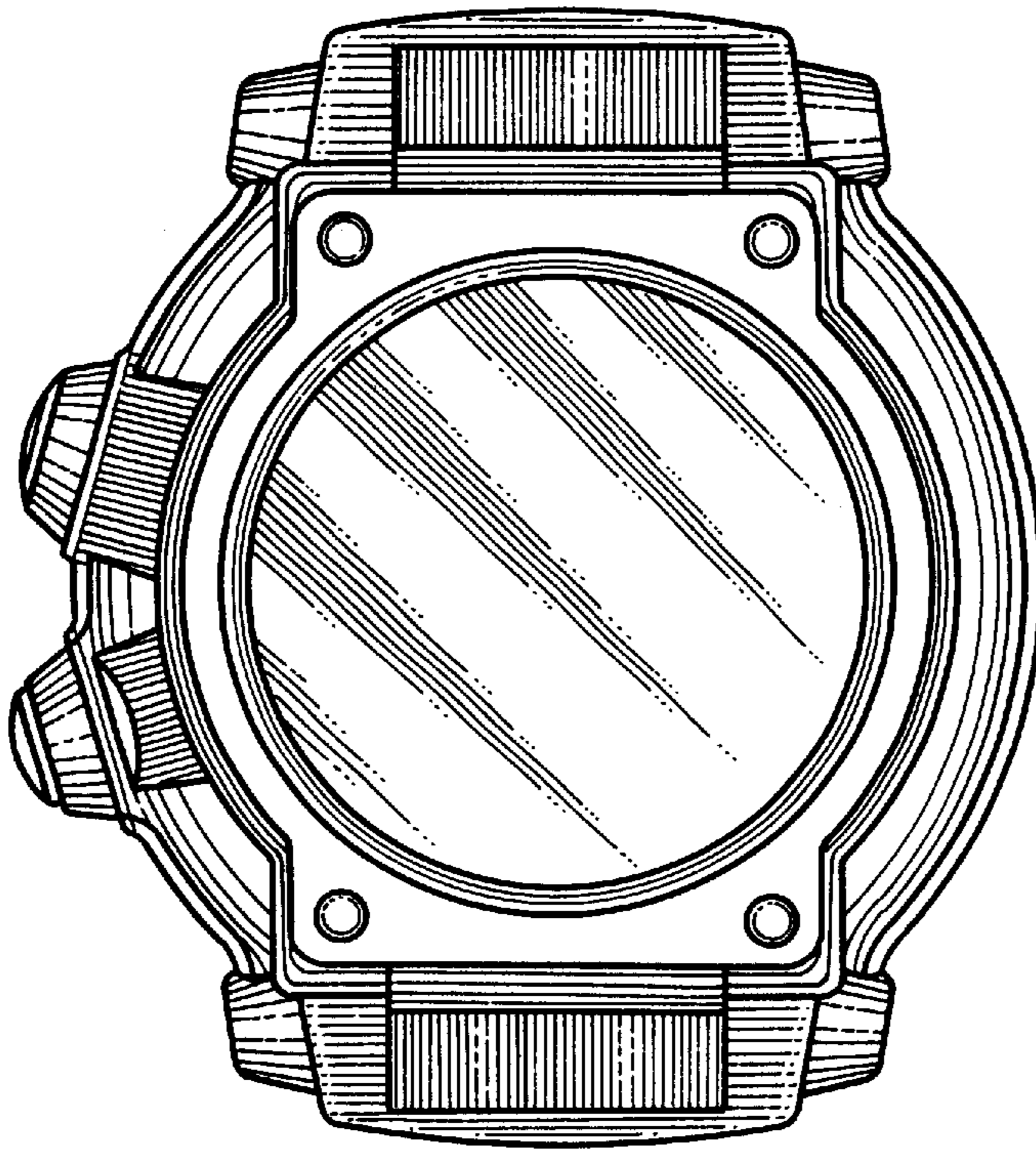


FIG. 3

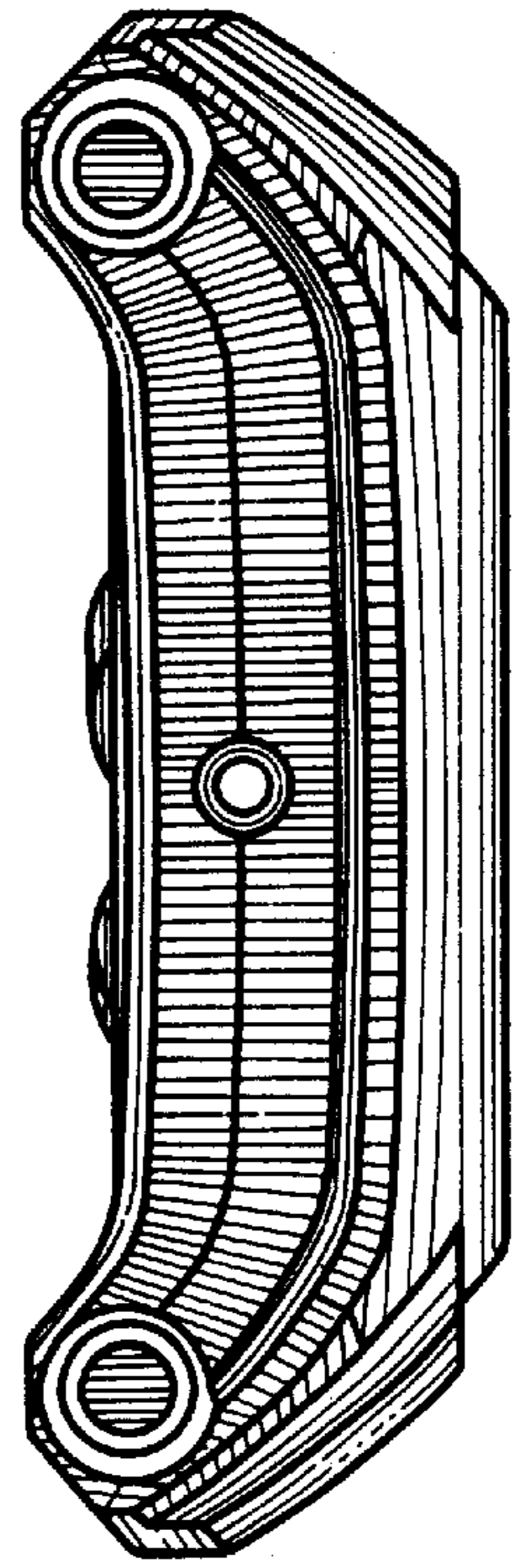


FIG. 7

