



US00D443526S

(12) **United States Design Patent**
Wunderman

(10) **Patent No.:** **US D443,526 S**

(45) **Date of Patent:** **** Jun. 12, 2001**

(54) **WATCH CASE**

(75) **Inventor:** **Severin S. Wunderman**, Los Angeles, CA (US)

(73) **Assignee:** **Montres Corum SA**, La Chaux-de-Fonds (CH)

(**) **Term:** **14 Years**

(21) **Appl. No.:** **29/125,704**

(22) **Filed:** **Jun. 27, 2000**

(30) **Foreign Application Priority Data**

Feb. 15, 2000 (XH) DMA/004 797

(51) **LOC (7) Cl.** **10-02**

(52) **U.S. Cl.** **D10/30**

(58) **Field of Search** D10/1-40, 122-132;
368/280-282, 276-277, 285

(56) **References Cited**

U.S. PATENT DOCUMENTS

- D. 182,342 * 3/1958 Gruosi D10/31
- D. 205,367 * 7/1966 Stefanoni D10/33
- D. 206,673 * 1/1967 Federman D10/33

- D. 250,751 * 1/1979 Perrin D10/39
- D. 339,532 * 9/1993 Frappe D10/39
- D. 397,945 * 9/1998 Gruosi D10/39
- D. 398,860 * 9/1998 Paredes et al. D10/30
- D. 433,341 * 11/2000 Versace D10/30
- D. 434,335 * 11/2000 Amstutz D10/32

* cited by examiner

Primary Examiner—Nelson C. Holtje

(74) *Attorney, Agent, or Firm*—Colucci & Umans; Peter C. Michalos; Angelo Notaro

(57) **CLAIM**

The ornamental design for a watch case, as shown and described.

DESCRIPTION

FIG. 1 is a front top perspective view of a watch case showing my new design therefor;
 FIG. 2 is a front elevational view thereof;
 FIG. 3 is a rear elevational view thereof;
 FIG. 4 is a top plan view thereof;
 FIG. 5 is a bottom plan view thereof;
 FIG. 6 is a side elevational view thereof; and,
 FIG. 7 is an opposite side elevational view thereof.

1 Claim, 2 Drawing Sheets



FIG. 1




FIG. 2




FIG. 3




FIG. 4




FIG. 6




FIG. 5




FIG. 7

