



US00D443523S

(12) **United States Design Patent**  
**Duke**

(10) **Patent No.:** **US D443,523 S**

(45) **Date of Patent:** **\*\* Jun. 12, 2001**

(54) **CLOCK**

(75) **Inventor:** **James B. Duke**, Duluth, GA (US)

(73) **Assignee:** **GTC Properties, Inc.**, Wilmington, DE (US)

(\*\*) **Term:** **14 Years**

(21) **Appl. No.:** **29/130,681**

(22) **Filed:** **Oct. 6, 2000**

(51) **LOC (7) Cl.** ..... **10-01**

(52) **U.S. Cl.** ..... **D10/15**

(58) **Field of Search** ..... D10/1-40, 122-132;  
368/10, 276, 277, 285, 316-317; D14/100,  
191, 218, 240, 341, 171; D13/168

(56) **References Cited**

**U.S. PATENT DOCUMENTS**

D. 244,261	*	5/1977	Tamura	.....	D10/15
D. 315,315	*	3/1991	Stairs, Jr.	.....	D10/15 X
D. 340,701	*	10/1993	Takeuchi	.....	D14/100
D. 365,997	*	1/1996	Wrisley et al.	.....	D10/78
D. 375,743	*	11/1996	Nishii et al.	.....	D14/191
D. 380,201	*	6/1997	Ross et al.	.....	D14/100
D. 390,211	*	2/1998	Yates et al.	.....	D14/114
D. 404,376	*	1/1999	Shane et al.	.....	D14/100
D. 404,761	*	1/1999	Tarpenning et al.	.....	D14/100 X
D. 409,195	*	5/1999	Halstead et al.	.....	D14/191
D. 412,156	*	7/1999	Mizusugi et al.	.....	D14/100

D. 415,160	*	10/1999	Renk	.....	D14/218
D. 416,910	*	11/1999	Vasquez	.....	D14/218
D. 418,117	*	12/1999	Wade et al.	.....	D14/100
D. 425,558	*	5/2000	Tarpenning et al.	.....	D14/100 X

**OTHER PUBLICATIONS**

Custom Accessories Catalog, (c) 1996, pp 14 and 15, digital clocks shown therein.\*

\* cited by examiner

*Primary Examiner*—Jeffrey Asch

(74) *Attorney, Agent, or Firm*—Jones, Day, Reavis & Pogue

(57) **CLAIM**

The ornamental design for a clock, as shown and described.

**DESCRIPTION**

FIG. 1 is a perspective view of the clock of the present invention;

FIG. 2 is a front elevational view of the clock of FIG. 1;

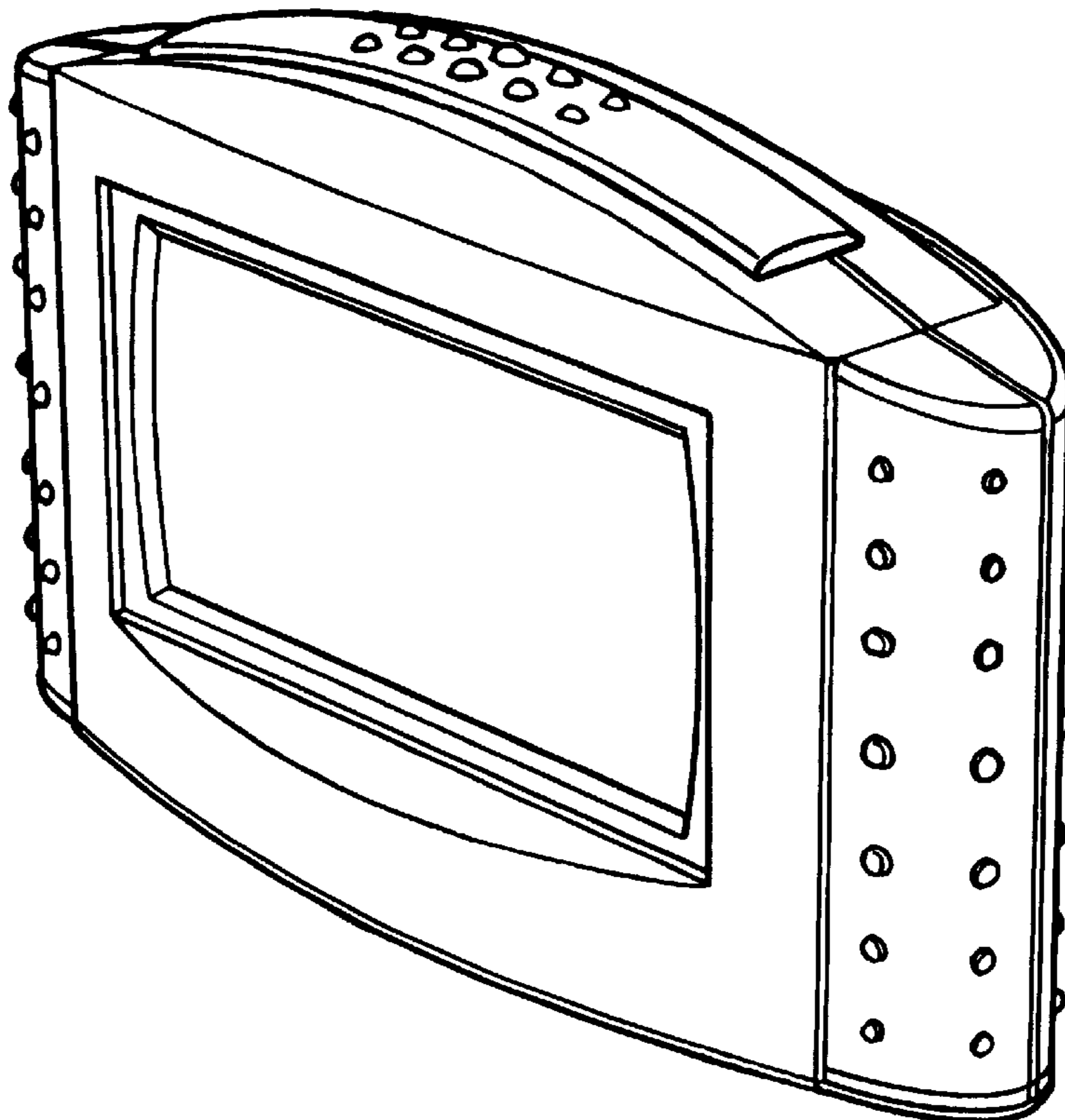
FIG. 3 is a top plan view of the clock of FIG. 1;

FIG. 4 is a right side elevational view of the clock of FIG. 1; the left side being a mirror image; and,

FIG. 5 is a rear elevational view of the clock of FIG. 1.

The broken line representations appearing in FIG. 2 are for environmental purposes only and form no part of the claimed design.

**1 Claim, 3 Drawing Sheets**



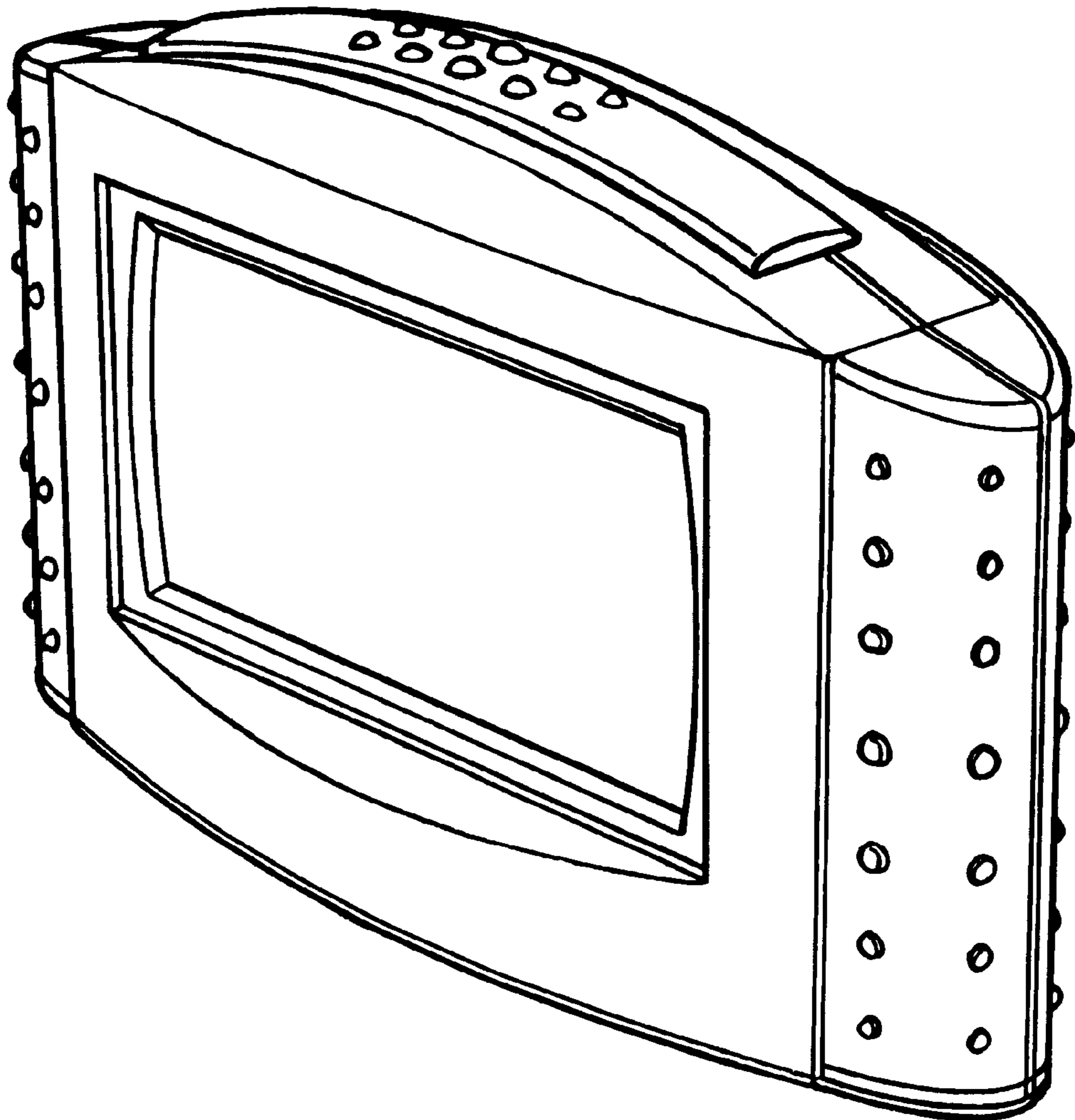


FIG. 1




FIG. 2

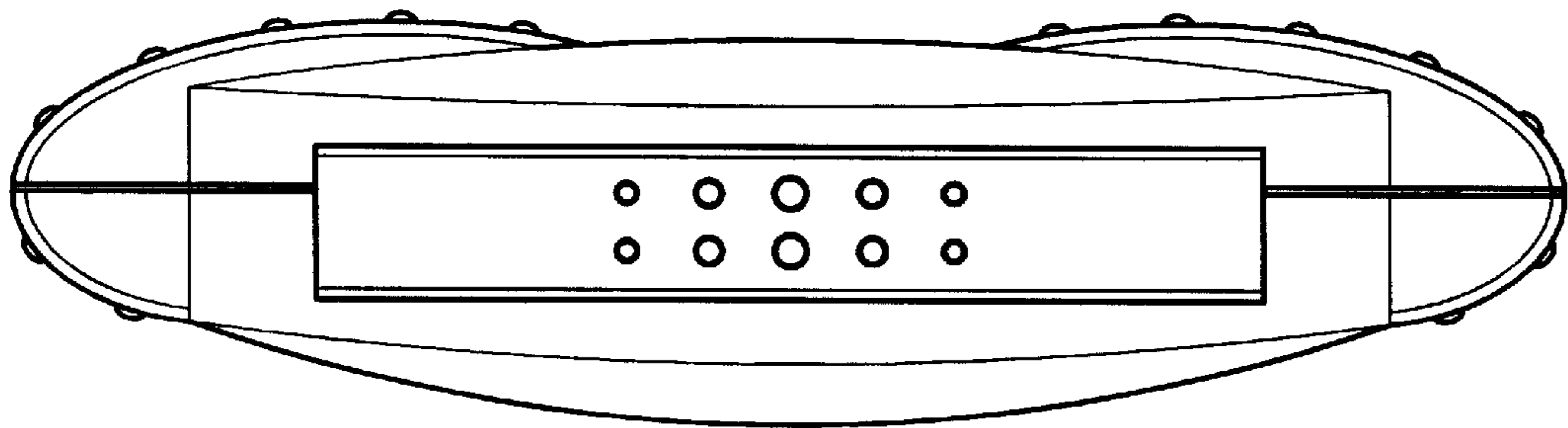


FIG. 3

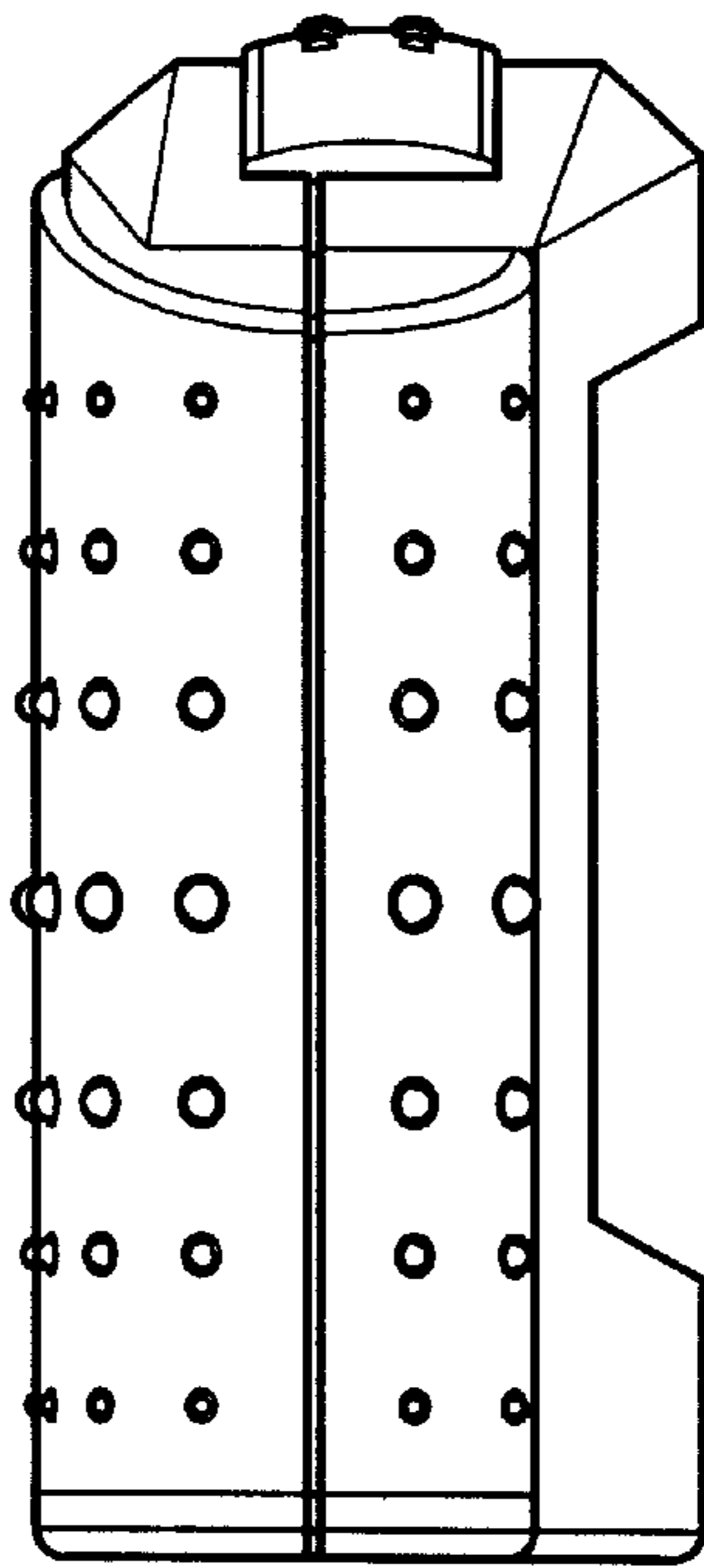


FIG. 4

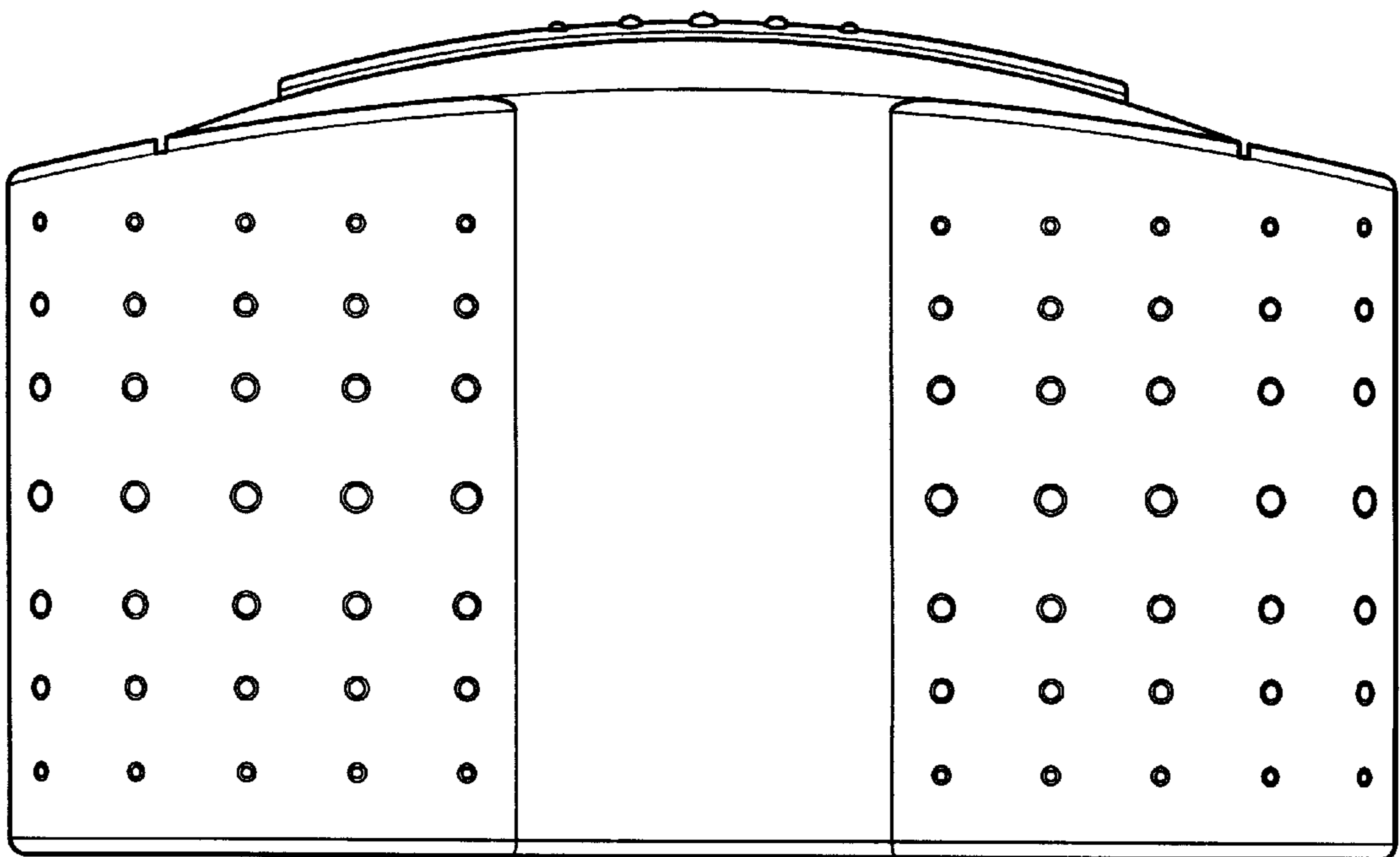


FIG. 5