



US00D443516S

(12) **United States Design Patent**  
**Fenton et al.**

(10) **Patent No.:** **US D443,516 S**

(45) **Date of Patent:** **\*\* Jun. 12, 2001**

(54) **BOTTLE**

(75) **Inventors:** **Russell Rowan Fenton; Elmer (Chuck) H. Goss**, both of East Amherst, NY (US)

(73) **Assignee:** **FWJ Plastic Packaging, Inc.**, Getzville, NY (US)

(\*\*) **Term:** **14 Years**

(21) **Appl. No.:** **29/119,890**

(22) **Filed:** **Mar. 10, 2000**

(51) **LOC (7) Cl.** ..... **09-01**

(52) **U.S. Cl.** ..... **D9/521; D9/535; D9/542; D9/549; D9/558**

(58) **Field of Search** ..... **D9/500, 502, 503, D9/520, 521, 538, 529, 300, 302, 435, 438, 337, 338, 339, 539, 542, 550, 552, 557-559, 571, 573, 535, 549; 206/210, 409; 220/253-254, 258, 260, 508-509, 606, 669-675; 215/382-384; 222/206, 212-213, 215**

(56) **References Cited**

**U.S. PATENT DOCUMENTS**

- D. 277,549 \* 2/1985 Martinez ..... D9/448
- D. 296,302 \* 6/1988 Weber ..... D9/521
- D. 349,858 \* 8/1994 Lonczak et al. .... D9/558
- D. 350,691 \* 9/1994 Simion ..... D9/521

- D. 376,320 \* 12/1996 Lathrop et al. .... D9/558
- D. 395,819 \* 7/1998 Fenton et al. .... D9/337
- D. 396,003 \* 7/1998 Fenton et al. .... D9/521
- D. 396,191 \* 7/1998 Kuzma et al. .... D9/558
- D. 398,238 \* 9/1998 Bertolini et al. .... D9/520
- D. 409,920 \* 5/1999 Fenton et al. .... D9/521
- D. 411,454 \* 6/1999 Fenton et al. .... D9/521
- D. 411,455 \* 6/1999 Fenton et al. .... D9/521
- D. 411,456 \* 6/1999 Mast et al. .... D9/521
- D. 412,666 \* 8/1999 Fenton et al. .... D9/529
- D. 415,029 \* 10/1999 Fenton et al. .... D9/520
- D. 427,072 \* 6/2000 Gaffney et al. .... D9/520
- D. 429,158 \* 8/2000 Weber ..... D9/521
- 5,954,231 \* 9/1999 Durliat et al. .... 215/206

\* cited by examiner

*Primary Examiner*—Ted Shooman

*Assistant Examiner*—Carol Rademaker

(74) *Attorney, Agent, or Firm*—Harpman & Harpman

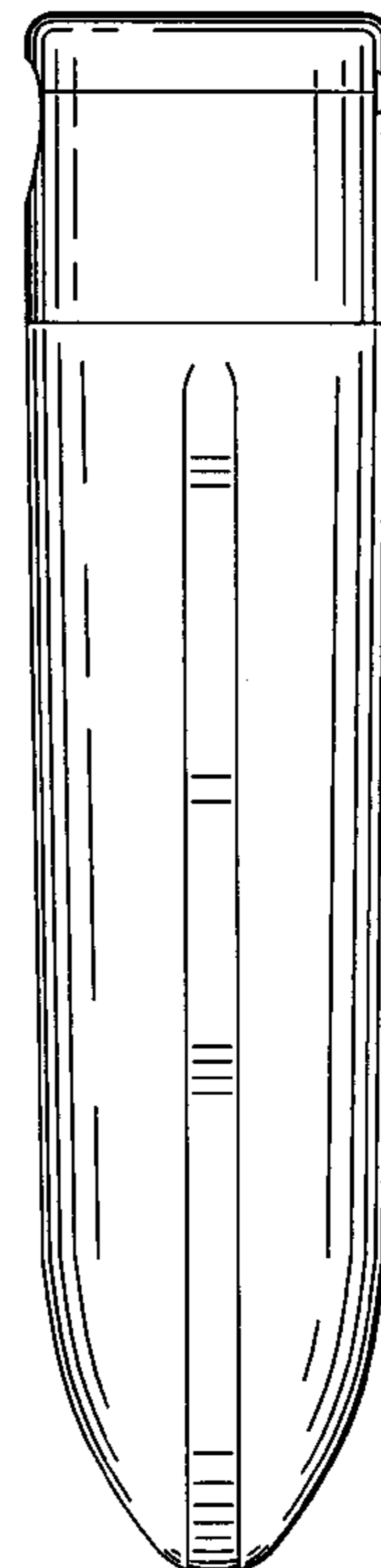
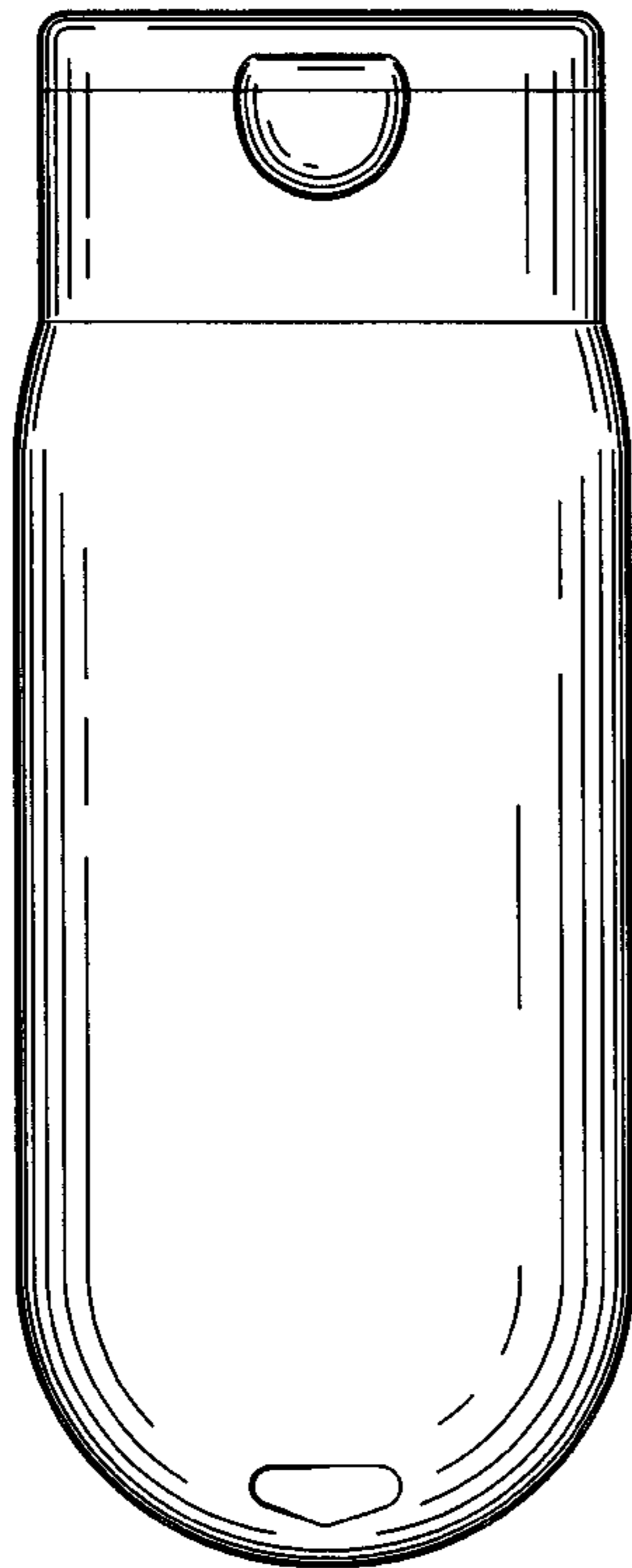
(57) **CLAIM**

The ornamental design for a bottle, as shown and described.

**DESCRIPTION**

- FIG. 1 is a front elevation view thereof;
- FIG. 2 is a right side elevational view thereof;
- FIG. 3 is a rear elevation thereof;
- FIG. 4 is a left side elevational view thereof;
- FIG. 5 is a top plan view thereof; and,
- FIG. 6 is a bottom plan view thereof.

**1 Claim, 3 Drawing Sheets**



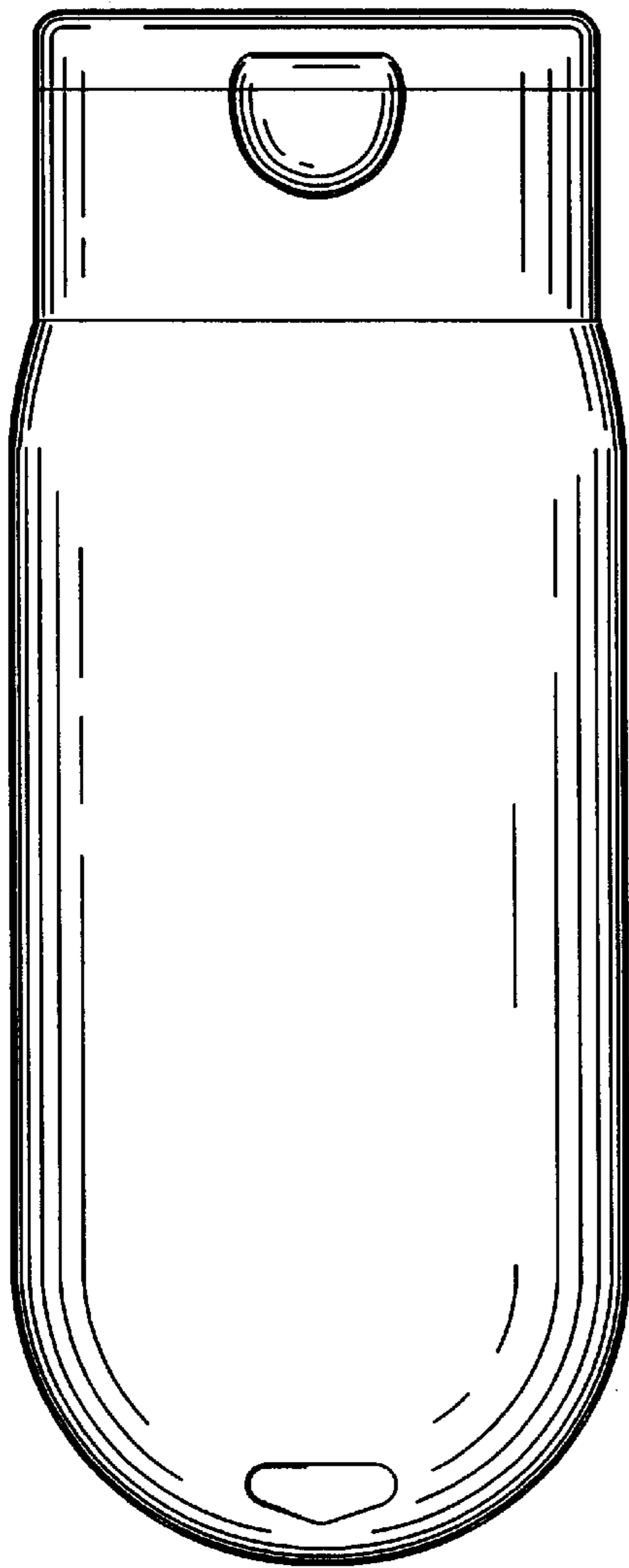


Fig. 1

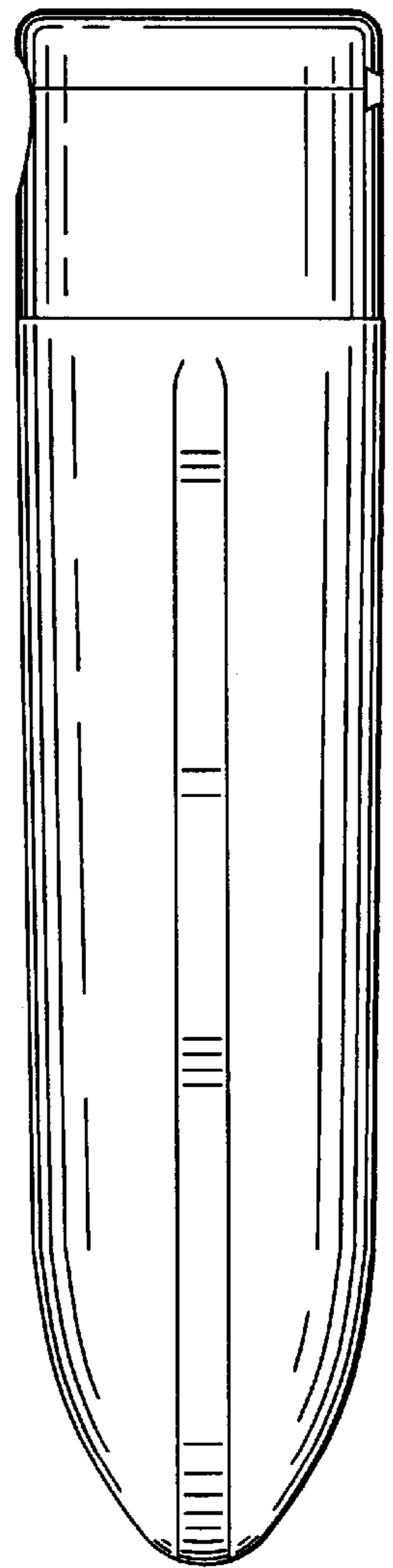


Fig. 2

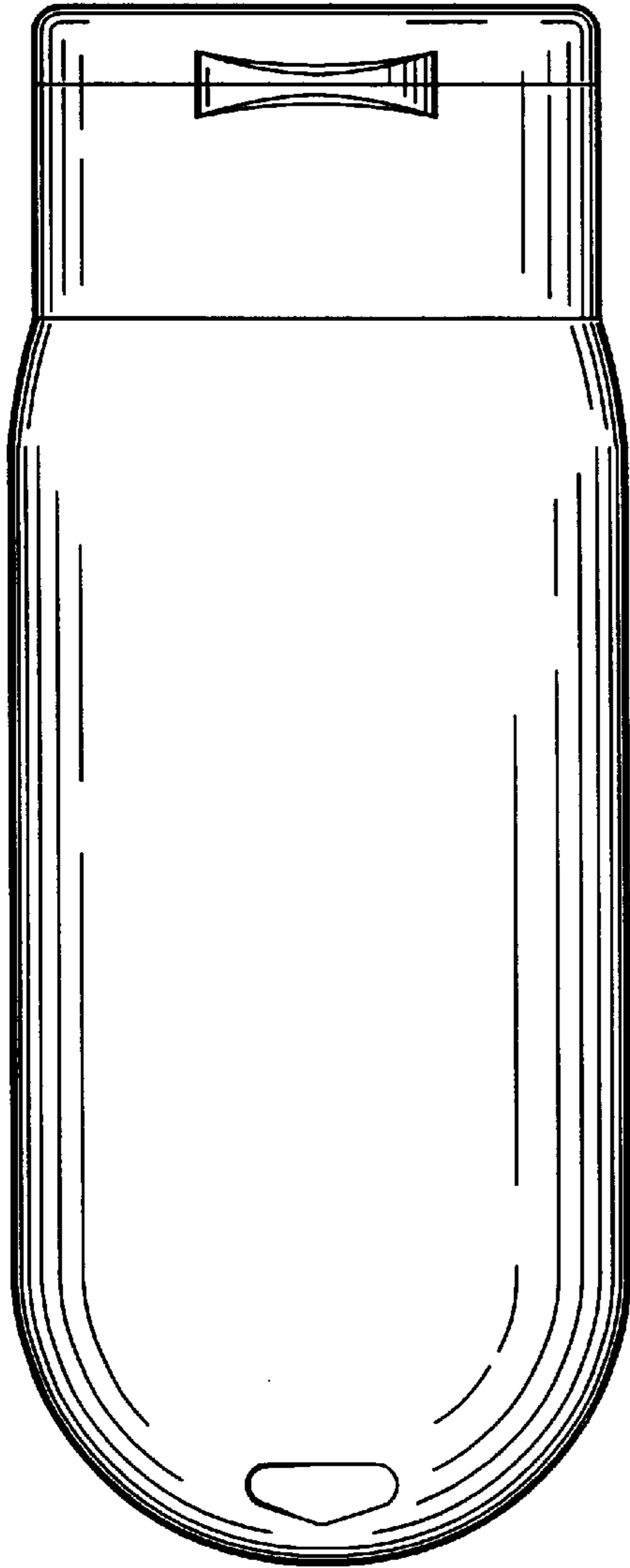


Fig. 3

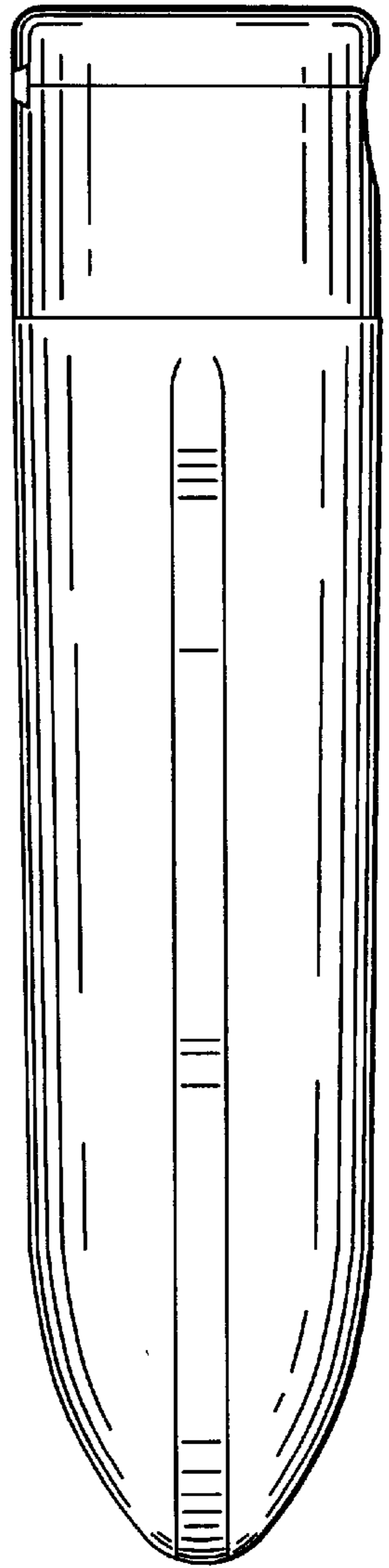


Fig. 4

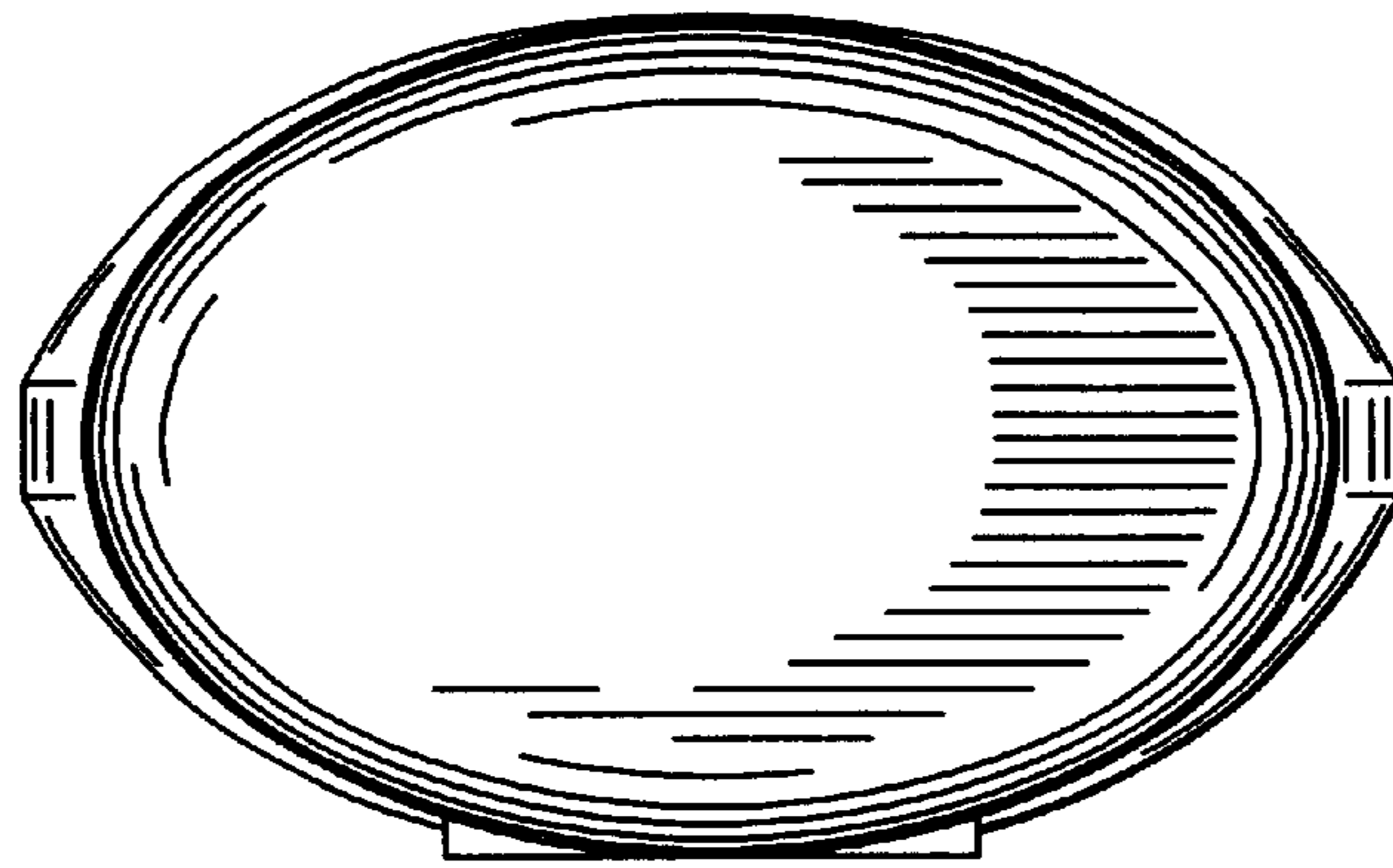


Fig. 5

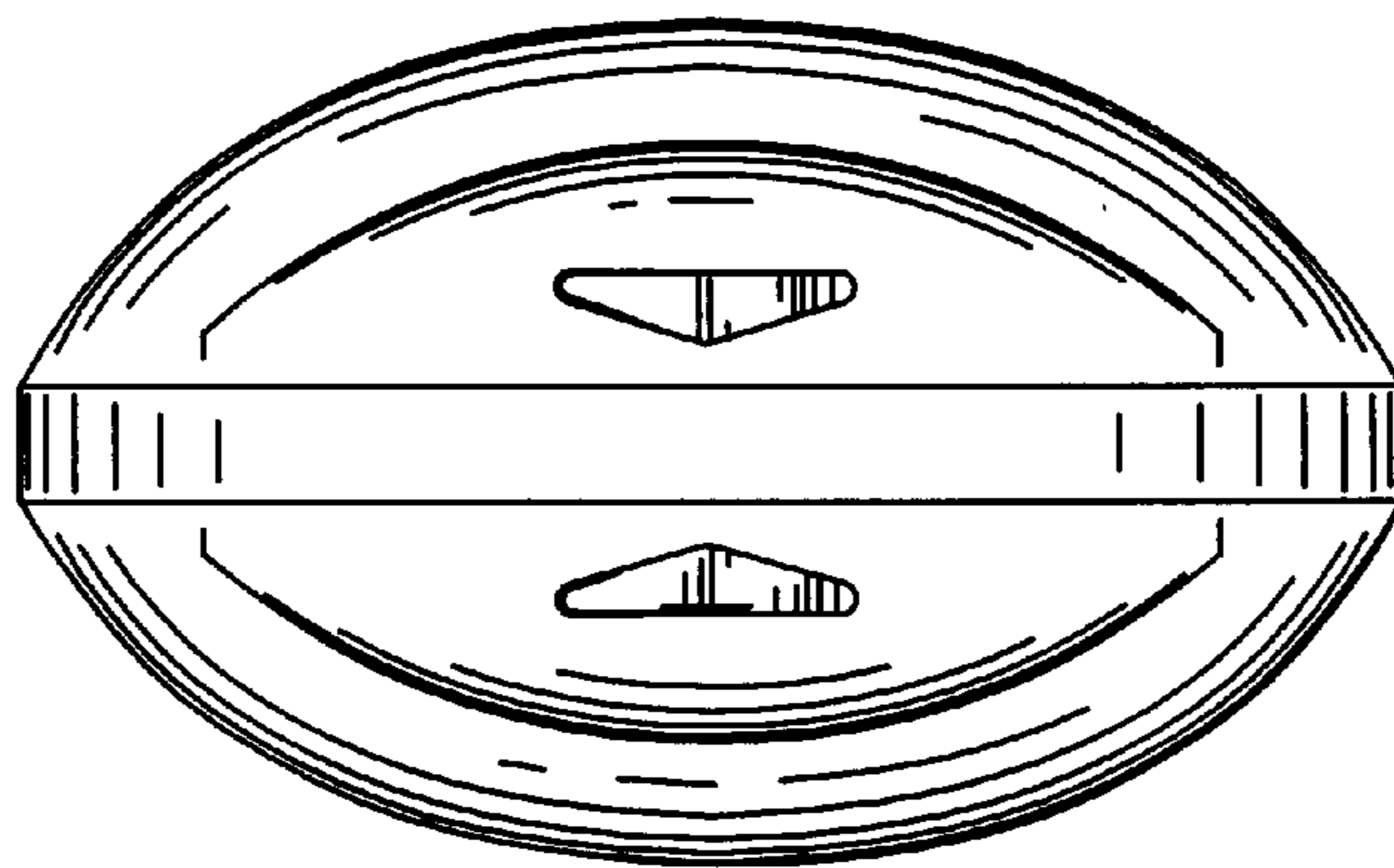


Fig. 6