



US00D443474S

(12) **United States Design Patent**
Shibata et al.

(10) **Patent No.:** **US D443,474 S**

(45) **Date of Patent:** **** Jun. 12, 2001**

(54) **GAS LIGHTER**

(75) Inventors: **Fumie Shibata; Etsuji Umemoto**, both of Tokyo (JP)

(73) Assignee: **Iwatani International Corporation**, Tokyo (JP)

(**) Term: **14 Years**

(21) Appl. No.: **29/132,834**

(22) Filed: **Nov. 17, 2000**

(30) **Foreign Application Priority Data**

May 19, 2000 (JP) 12-013258

(51) **LOC (7) Cl.** **07-99**

(52) **U.S. Cl.** **D7/416**

(58) **Field of Search** D7/416, 417; 417/411, 417/234; 126/25 B; 431/254, 125, 274, 13, 345

(56) **References Cited**

U.S. PATENT DOCUMENTS

- D. 327,813 * 7/1992 Shike et al. D7/416
- D. 377,736 * 2/1997 Iwagaki et al. D7/416
- D. 379,415 * 5/1997 Mindle D7/416

- D. 389,699 * 1/1998 Hsu D7/416
- D. 390,063 * 2/1998 Kim D7/416
- D. 393,396 * 4/1998 Ferrara, Jr. D7/416
- D. 421,876 * 3/2000 Hsu D7/416
- D. 424,373 * 5/2000 Aronson, II D7/416
- D. 429,445 * 8/2000 Sung D7/416
- D. 435,397 * 12/2000 Sung D7/416

* cited by examiner

Primary Examiner—M. N. Pandozzi

(74) *Attorney, Agent, or Firm*—Bacon & Thomas, PLLC

(57) **CLAIM**

The ornamental design for a gas lighter, as shown and described.

DESCRIPTION

FIG. 1 is a left front perspective view of the gas lighter showing our new design;
 FIG. 2 is a front elevation view thereof;
 FIG. 3 is a rear elevation view thereof;
 FIG. 4 is a plan view thereof;
 FIG. 5 is a bottom view thereof;
 FIG. 6 is a left side view thereof; and,
 FIG. 7 is a right side view thereof.

1 Claim, 3 Drawing Sheets

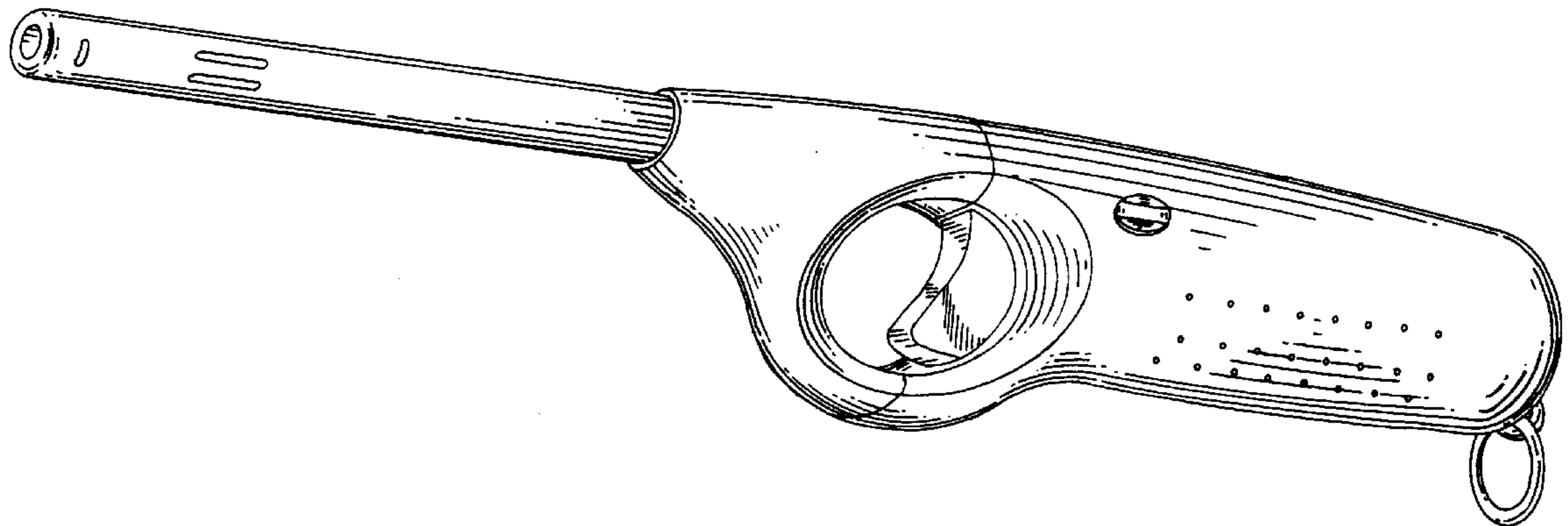


FIG. 1 (PERSPECTIVE VIEW)

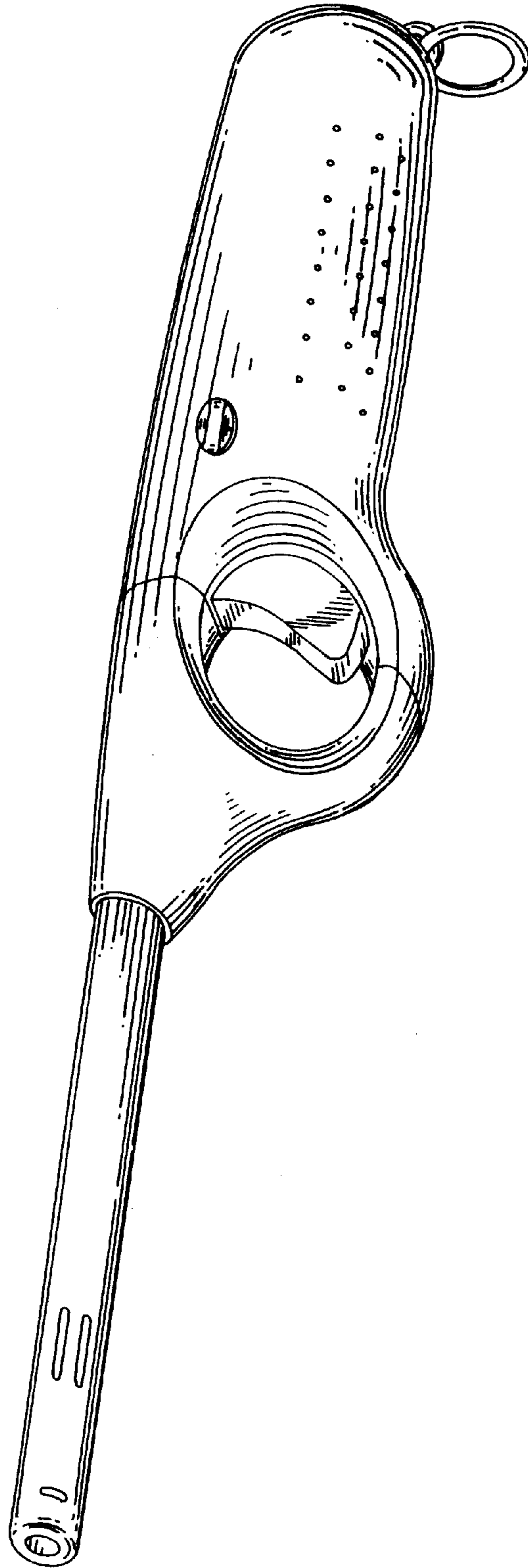


FIG. 2 (FRONT VIEW)

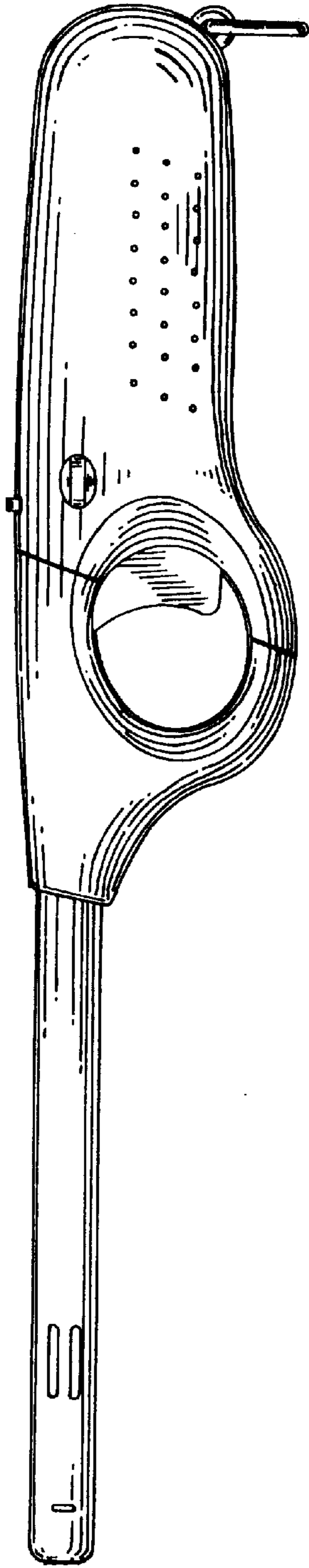


FIG. 3 (REAR VIEW)

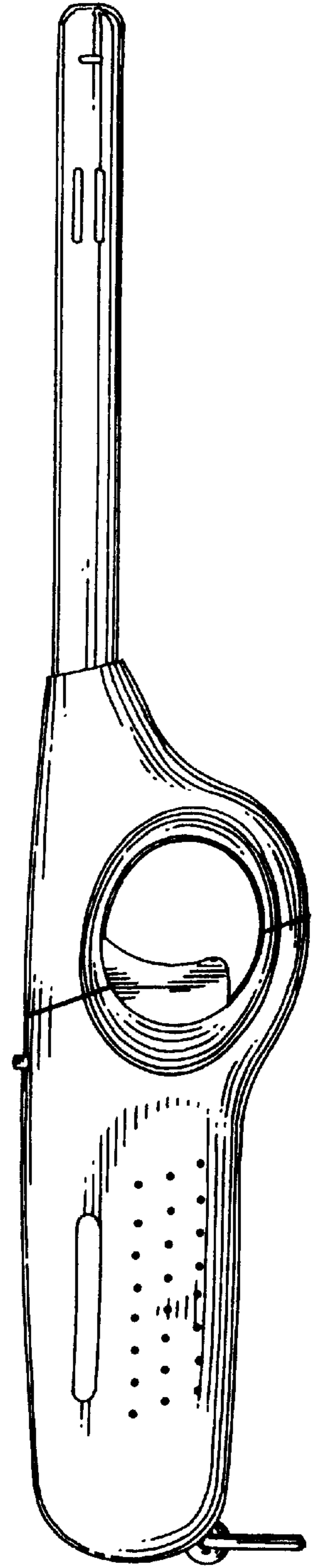


FIG. 4 (PLAN VIEW)

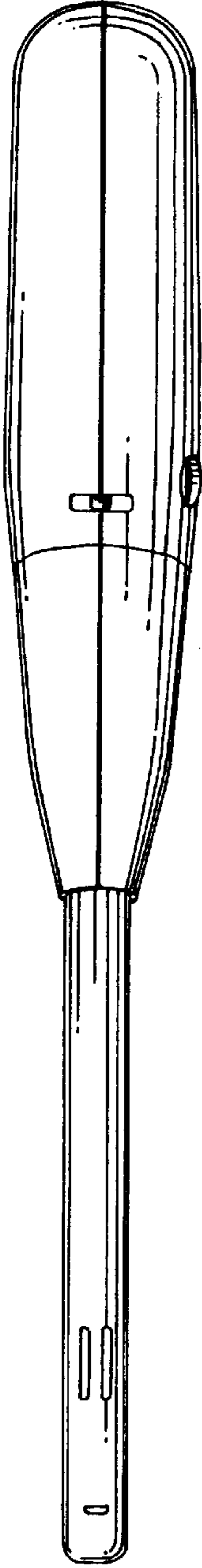


FIG. 5 (BOTTOM VIEW)

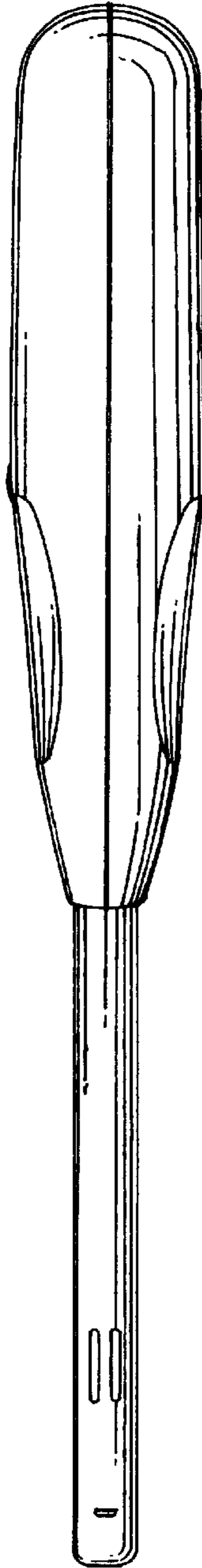


FIG. 6 (LEFT SIDE VIEW)

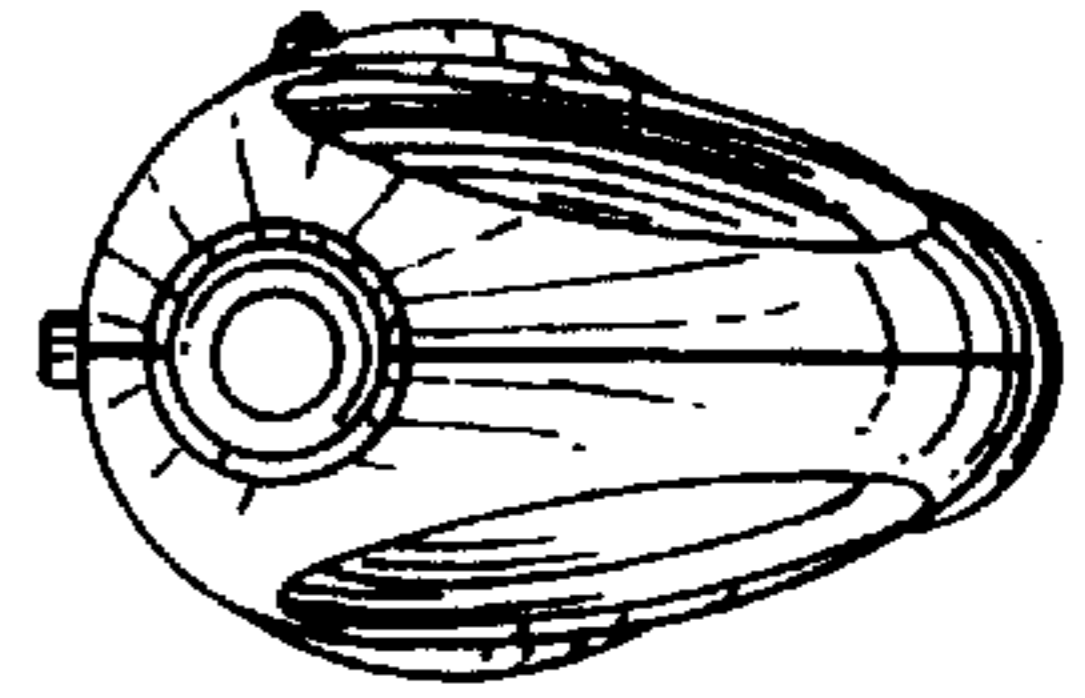


FIG. 7 (RIGHT SIDE VIEW)

