



US00D443468S

(12) **United States Design Patent**  
**Blaise**

(10) **Patent No.:** **US D443,468 S**

(45) **Date of Patent:** **\*\* Jun. 12, 2001**

(54) **BASE FOR ELECTRIC APPARATUS FOR THE PREPARATION OF FOODSTUFFS**

(75) Inventor: **Nicolas Blaise**, Caen (FR)

(73) Assignee: **Moulinex S.A.**, Cormelles-le-Royal (FR)

(\*\*) Term: **14 Years**

(21) Appl. No.: **29/127,340**

(22) Filed: **Aug. 7, 2000**

(30) **Foreign Application Priority Data**

Feb. 8, 2000 (FR) ..... 00 0838

(51) **LOC (7) Cl.** ..... **31-00**

(52) **U.S. Cl.** ..... **D7/386**

(58) **Field of Search** ..... D7/376-386; 366/199; 241/33, 101.1, 101.8, 301

(56) **References Cited**

**U.S. PATENT DOCUMENTS**

D. 175,601 \* 9/1955 Huck ..... D7/386

D. 176,257 \* 12/1955 Hill ..... D7/386

\* cited by examiner

*Primary Examiner*—Caron D. Veynar

(74) *Attorney, Agent, or Firm*—Young & Thompson

(57) **CLAIM**

The ornamental design for a base for electric apparatus for the preparation of foodstuffs, as shown.

**DESCRIPTION**

FIG. 1 is a top, front and side perspective view of a base for electric apparatus for the preparation of foodstuffs, showing my new design;

FIG. 2 is a front elevational view thereof;

FIG. 3 is a side elevational view thereof from the left of FIG. 2;


FIG. 4 is a side elevational view thereof from the right of FIG. 2;

FIG. 5 is a rear elevational view thereof;

FIG. 6 is a top plan view thereof; and,

FIG. 7 is a bottom plan view thereof.

**1 Claim, 7 Drawing Sheets**






FIG. 1



FIG. 2




FIG. 3




FIG. 4




FIG. 5




FIG. 6




FIG. 7